

Ingram Micro Holding Corporation has requested confidential treatment of this registration statement and associated correspondence pursuant to Rule 83 of the Securities and Exchange Commission.

As confidentially submitted with the Securities and Exchange Commission on March 13, 2024. This Amendment No. 8 to the draft registration statement has not been publicly filed with the Securities and Exchange Commission and all information herein remains strictly confidential.

Registration No. 333-

---

---

**UNITED STATES  
SECURITIES AND EXCHANGE COMMISSION**  
Washington, D.C. 20549

---

**FORM S-1  
REGISTRATION STATEMENT**

*Under  
The Securities Act of 1933*

---

**INGRAM MICRO HOLDING CORPORATION**

(Exact name of registrant as specified in its charter)

Delaware  
(State or other jurisdiction of  
incorporation or organization)

5045  
(Primary Standard Industrial  
Classification Code Number)  
3351 Michelson Drive, Suite 100  
Irvine, CA 92612  
Telephone: (714) 566-1000

86-2249729  
(I.R.S. Employer  
Identification Number)

(Address, including zip code, and telephone number, including area code, of registrant's principal executive offices)

---

Paul Bay  
Chief Executive Officer  
3351 Michelson Drive, Suite 100  
Irvine, CA 92612  
Telephone: (714) 566-1000

(Name, address, including zip code, and telephone number, including area code, of agent for service)

---

*With copies to:*

Cristopher Greer, Esq.  
Anne L. Barrett, Esq.  
Willkie Farr & Gallagher LLP  
787 Seventh Avenue  
New York, New York 10019-6099  
(212) 728-8000

Augusto Aragone, Esq.  
General Counsel  
7509 NW 99th Avenue  
Doral, FL 33178  
(786) 547-6045

James J. Clark, Esq.  
William J. Miller, Esq.  
Meghan McDermott, Esq.  
Cahill Gordon & Reindel LLP  
32 Old Slip  
New York, NY 10005  
(212) 701-3000

**Approximate date of commencement of proposed sale to the public:** As soon as practicable after this Registration Statement is declared effective.

If any of the securities being registered on this Form are to be offered on a delayed or continuous basis pursuant to Rule 415 under the Securities Act of 1933, check the following box:

If this Form is filed to register additional securities for an offering pursuant to Rule 462(b) under the Securities Act, please check the following box and list the Securities Act registration statement number of the earlier effective registration statement for the same offering.

If this Form is a post-effective amendment filed pursuant to Rule 462(c) under the Securities Act, check the following box and list the Securities Act registration statement number of the earlier effective registration statement for the same offering.

If this Form is a post-effective amendment filed pursuant to Rule 462(d) under the Securities Act, check the following box and list the Securities Act registration statement number of the earlier effective registration statement for the same offering.

Indicate by check mark whether the registrant is a large accelerated filer, an accelerated filer, a non-accelerated filer, a smaller reporting company, or an emerging growth company. See the definitions of "large accelerated filer," "accelerated filer," "smaller reporting company," and "emerging growth company" in Rule 12b-2 of the Exchange Act.

Large accelerated filer

Accelerated filer

Non-accelerated filer

Smaller reporting company

Emerging growth company

If an emerging growth company, indicate by check mark if the registrant has elected not to use the extended transition period for complying with any new or revised financial accounting standards provided pursuant to Section 7(a)(2)(B) of the Securities Act.

---

The Registrant hereby amends this Registration Statement on such date or dates as may be necessary to delay its effective date until the Registrant shall file a further amendment which specifically states that this Registration Statement shall thereafter become effective in accordance with Section 8(a) of the Securities Act of 1933, as amended, or until the Registration Statement shall become effective on such date as the Securities and Exchange Commission, acting pursuant to said Section 8(a), may determine.

---

---

The information in this preliminary prospectus is not complete and may be changed. These securities may not be sold until the registration statement filed with the Securities and Exchange Commission is effective. This preliminary prospectus is not an offer to sell these securities and it is not soliciting an offer to buy these securities in any jurisdiction where the offer or sale is not permitted.

Ingram Micro Holding Corporation has requested confidential treatment of this registration statement and associated correspondence pursuant to Rule 83 of the Securities and Exchange Commission.

**SUBJECT TO COMPLETION, DATED** \_\_\_\_\_, 2024.

Shares



**Ingram Micro Holding Corporation**

**Common Stock**

This is the initial public offering of common stock of Ingram Micro Holding Corporation (the “Common Stock”). We are offering \_\_\_\_\_ shares of our Common Stock.

Currently, no public market exists for our shares of our Common Stock. We expect that the initial public offering price of our Common Stock will be between \$ \_\_\_\_\_ and \$ \_\_\_\_\_ per share. We have applied to have our Common Stock listed on the New York Stock Exchange (the “NYSE”) under the symbol “INGM.”

After the completion of this offering, Imola JV Holdings, L.P., an investment vehicle of certain private investment funds sponsored and ultimately controlled by Platinum Equity, LLC (together with its affiliated investment vehicles, “Platinum”), will continue to beneficially own \_\_\_\_\_ % of the voting power of all of our outstanding shares of Common Stock. As a result, we will be a “controlled company” within the meaning of the corporate governance rules of the NYSE. See “Management—Board Independence.” We intend to use the proceeds from this offering of the Common Stock to repay a portion of the outstanding borrowings under our Term Loan Credit Facility (as defined herein). See “Use of Proceeds.”

**Investing in our Common Stock involves risk. See “Risk Factors” beginning on page 28 to read about factors you should consider before buying shares of our Common Stock.**

Neither the Securities and Exchange Commission nor any state securities commission has approved or disapproved of these securities or passed upon the adequacy or accuracy of this prospectus. Any representation to the contrary is a criminal offense.

	Per Share	Total <sup>(1)</sup>
Initial public offering price .....	\$ _____	\$ _____
Underwriting discounts and commissions <sup>(2)</sup> .....	\$ _____	\$ _____
Proceeds, before expenses, to us .....	\$ _____	\$ _____

(1) Assumes no exercise of the underwriters’ option to purchase additional shares of Common Stock from the selling stockholder as described below.

(2) Please see the section entitled “Underwriting” for a description of compensation payable to the underwriters.

The selling stockholder identified in this prospectus has granted the underwriters an option to purchase up to \_\_\_\_\_ additional shares of Common Stock, at the initial public offering price, less the underwriting discount, for 30 days from the date of this prospectus. We will not receive any of the proceeds from the sale of shares by the selling stockholder upon such exercise.

The underwriters expect to deliver the shares of our Common Stock to our investors on or about \_\_\_\_\_, \_\_\_\_\_.

**Morgan Stanley**

**Goldman Sachs & Co. LLC**

**J.P. Morgan**

BofA Securities

Deutsche Bank Securities

Evercore ISI

Jefferies

BNP PARIBAS Guggenheim Securities Loop Capital Markets Raymond James Rothschild & Co Stifel William Blair

The date of this prospectus is \_\_\_\_\_, 2024.





**The Business  
Powering  
the World's  
Technology  
Brands.**



# Leading Global Scale

**\$48.1B**  
2023 Net Sales <sup>(1)</sup>

Operations in  
**59**  
Countries

**125**  
Logistics and  
Service Centers

**25.1K+**  
Full-time  
Associates

**40+**  
Acquisitions  
Worth \$2B  
Since 2012

(1) \$48.1B represents the net sales from Fiscal Year 2023 (Successor).

[Table of Contents](#)

Ingram Micro Holding Corporation has requested confidential treatment of this registration statement and associated correspondence pursuant to Rule 83 of the Securities and Exchange Commission.

TABLE OF CONTENTS

<a href="#">ABOUT THIS PROSPECTUS</a>	ii
<a href="#">INDUSTRY AND MARKET DATA</a>	ii
<a href="#">TRADEMARKS, SERVICE MARKS AND TRADE NAMES</a>	ii
<a href="#">BASIS OF PRESENTATION</a>	iii
<a href="#">GLOSSARY</a>	vi
<a href="#">SUMMARY</a>	1
<a href="#">RISK FACTORS</a>	28
<a href="#">LETTER FROM OUR CHIEF EXECUTIVE OFFICER</a>	68
<a href="#">CAUTIONARY NOTE REGARDING FORWARD-LOOKING STATEMENTS</a>	70
<a href="#">USE OF PROCEEDS</a>	72
<a href="#">DIVIDEND POLICY</a>	73
<a href="#">CAPITALIZATION</a>	74
<a href="#">DILUTION</a>	76
<a href="#">UNAUDITED PRO FORMA CONDENSED COMBINED STATEMENT OF INCOME</a>	78
<a href="#">MANAGEMENT'S DISCUSSION AND ANALYSIS OF FINANCIAL CONDITION AND RESULTS OF OPERATIONS</a>	84
<a href="#">BUSINESS</a>	133
<a href="#">MANAGEMENT</a>	154
<a href="#">EXECUTIVE COMPENSATION</a>	161
<a href="#">CERTAIN RELATIONSHIPS AND RELATED PERSON TRANSACTIONS</a>	183
<a href="#">PRINCIPAL AND SELLING STOCKHOLDER</a>	186
<a href="#">DESCRIPTION OF MATERIAL INDEBTEDNESS</a>	188
<a href="#">DESCRIPTION OF CAPITAL STOCK</a>	193
<a href="#">SHARES ELIGIBLE FOR FUTURE SALE</a>	201
<a href="#">MATERIAL U.S. FEDERAL INCOME TAX CONSEQUENCES TONON-U.S. HOLDERS</a>	203
<a href="#">UNDERWRITING</a>	207
<a href="#">LEGAL MATTERS</a>	218
<a href="#">EXPERTS</a>	219
<a href="#">WHERE YOU CAN FIND MORE INFORMATION</a>	220
<a href="#">INDEX TO FINANCIAL STATEMENTS</a>	F-1

**Ingram Micro Holding Corporation has requested confidential treatment of this registration statement and associated correspondence pursuant to Rule 83 of the Securities and Exchange Commission.**

**ABOUT THIS PROSPECTUS**

You should rely only on the information contained in this prospectus or in any free writing prospectus we may authorize to be delivered or made available to you. Neither we nor the selling stockholder nor the underwriters have authorized anyone to provide you with different information. The Company, the selling stockholder and the underwriters take no responsibility for, and can provide no assurance as to the reliability of, any other information that others may give you. The information in this prospectus is accurate only as of the date of this prospectus, regardless of the time of delivery of this prospectus, or any free writing prospectus, as the case may be, or any sales of shares of our Common Stock. Our business, financial condition, results of operations and prospects may have changed since that date.

For investors outside the United States: We are not, the selling stockholder is not and the underwriters are not, making an offer to sell shares of our Common Stock in any jurisdiction where the offer or sale is not permitted. Neither we nor the selling stockholder nor the underwriters have done anything that would permit this offering or possession or distribution of this prospectus in any jurisdiction where action for that purpose is required, other than in the United States. Persons outside the United States who come into possession of this prospectus must inform themselves about, and observe any restrictions relating to, the offering of shares of Common Stock and the distribution of this prospectus outside the United States.

**INDUSTRY AND MARKET DATA**

Within this prospectus, we reference information and statistics regarding the IT industry. We have obtained this information and statistics from various independent third-party sources, including independent industry publications, reports by market research firms and other independent sources. Some data and other information contained in this prospectus, including, without limitation, reports from International Data Corporation (“IDC”), Technavio and Statista, are also based on management’s estimates and calculations, which are derived from our review and interpretation of internal company research, surveys and independent sources in the markets in which we operate, which, in each case, we believe are reliable. Data regarding the industries in which we operate and our market position and market share within these industries are inherently imprecise and are subject to significant business, economic and competitive uncertainties beyond our control, but we believe they generally indicate size, position and market share within these industries. Market share data is subject to change and cannot always be verified with certainty due to limits on the availability and reliability of raw data, the voluntary nature of the data gathering process and other limitations and uncertainties inherent in any statistical survey of market shares. In addition, customer preferences can and do change. References herein to our being a leader in a market or product category refers to our belief that we have a leading market share position in each specified market, unless the context otherwise requires. While we believe such information is reliable, we have not independently verified any third-party information. While we believe our internal company research, surveys and estimates are reliable, such research, surveys and estimates have not been verified by an independent source. In addition, assumptions and estimates of our and our industries’ future performance are necessarily subject to a high degree of uncertainty and risk due to a variety of factors, including those described in “Risk Factors.” These and other factors could cause our future performance to differ materially from our assumptions and estimates. See “Cautionary Note Regarding Forward-Looking Statements.”

**TRADEMARKS, SERVICE MARKS AND TRADE NAMES**

This prospectus contains some of our trademarks, service marks and trade names, including, among others, “Ingram Micro,” the Ingram Micro logo, “V7” (Video Seven), “CloudBlue,” “Aptec,” “Xvantage” and “Trust X Alliance.” Each one of these trademarks, service marks or trade names is either (i) our registered trademark, (ii) a trademark for which we have a pending application, (iii) a licensed trademark or (iv) a trade name or service mark for which we claim common law rights. All other trademarks, trade names or service marks of any other company appearing in this prospectus belong to their respective owners. Solely for convenience, the trademarks,

**Ingram Micro Holding Corporation has requested confidential treatment of this registration statement and associated correspondence pursuant to Rule 83 of the Securities and Exchange Commission.**

service marks and trade names referred to in this prospectus are presented without the TM, SM and ® symbols, but such references are not intended to indicate, in any way, that we will not assert, to the fullest extent under applicable law, our rights or the rights of the applicable licensors to these trademarks, service marks and trade names.

**BASIS OF PRESENTATION**

**Presentation of Financial Information**

Ingram Micro Holding Corporation conducts its operations through its subsidiaries, including its indirect subsidiary Ingram Micro Inc., a Delaware corporation and operating company which is doing business as and which we refer to as “Ingram Micro.” As used in this prospectus, unless the context otherwise indicates, any reference to “our Company,” “the Company,” “us,” “we” and “our” refers, prior to the Imola Mergers, to our predecessor, Ingram Micro, together with its consolidated subsidiaries, and after the Imola Mergers, to our successor, Ingram Micro Holding Corporation, together with its consolidated subsidiaries. Our Fiscal Year is a 52- or 53-week period ending on the Saturday nearest to December 31. All references herein to “Fiscal Year 2022 (Successor)” and “Fiscal Year 2023 (Successor)” represent the Fiscal Years ended December 31, 2022 (52 weeks) and December 30, 2023 (52 weeks), respectively.

As used in this prospectus, “Platinum” means Platinum Equity, LLC together with its affiliated investment vehicles.

Platinum formed Ingram Micro Holding Corporation (formerly known as Imola Holding Corporation) on September 28, 2020, and on December 9, 2020, Imola Acquisition Corporation, an investment vehicle of certain private investment funds sponsored and ultimately controlled by Platinum, Tianjin Tianhai Logistics Investment Management Co., Ltd., HNA Technology Co., Ltd. (“HNA Tech”), a part of HNA Group, GCL Investment Management, Inc., Ingram Micro and Imola Merger Corporation (“Escrow Issuer”) entered into an agreement pursuant to which Platinum indirectly acquired (through Imola Acquisition Corporation) Ingram Micro from affiliates of HNA Tech, for aggregate cash consideration of approximately \$7.2 billion, net of any indebtedness acquired (the “Acquisition Agreement”). The acquisition closed on July 2, 2021 (the “Acquisition Closing Date”). To fund a portion of the consideration for the acquisition, Platinum contributed certain amounts in cash to an indirect parent of Ingram Micro in exchange for the issuance to Platinum of equity in such parent entity in connection with the acquisition (the “Equity Contribution”). Concurrently with the Equity Contribution and to finance the remaining portion of the consideration for the acquisition, Ingram Micro entered into the following:

- the ABL Credit Facilities, consisting of a \$500 million ABL Term Loan Facility and a \$3,500 million ABL Revolving Credit Facility;
- the \$2,000 million Term Loan Credit Facility; and
- the \$2,000 million 2029 Notes.

In connection with the acquisition, Ingram Micro repaid in full, or satisfied and discharged in full, the obligations under any governing instruments, as applicable, of the then existing indebtedness of the Company and its subsidiaries, except for certain additional lines of credit, short-term overdraft facilities and other credit facilities with approximately \$217.5 million outstanding as of December 30, 2023, and entered into the agreements governing its current indebtedness as described above (the “Financing Transactions”). See “Description of Material Indebtedness.”

As part of the acquisition, Imola Merger Corporation merged with and into GCL Investment Management Inc., an affiliate of HNA Tech, which immediately thereafter merged with and into GCL Investment Holdings, Inc., which subsequently and immediately then merged with and into Ingram Micro, with Ingram Micro as the surviving entity (collectively, and together with the closing of the transactions contemplated by the Acquisition Agreement, the Equity Contribution and the Financing Transactions related to the acquisition, the “Imola Mergers”).



**Ingram Micro Holding Corporation has requested confidential treatment of this registration statement and associated correspondence pursuant to Rule 83 of the Securities and Exchange Commission.**

For the purpose of discussing our financial results, (i) we refer to ourselves (Ingram Micro Holding Corporation) as the “Successor” in the periods following the Imola Mergers and the “Predecessor” (Ingram Micro Inc.) during the periods preceding the Imola Mergers and (ii) we refer to the period from January 3, 2021 to July 2, 2021 as the “Predecessor 2021 Period” and the period from July 3, 2021 to January 1, 2022 as the “Successor 2021 Period.” The financial information of the Company has been separated by a vertical line on the face of the consolidated financial statements to distinguish the Successor and Predecessor periods. See Note 1, “Organization and Basis of Presentation,” to our audited consolidated financial statements.

The Company’s consolidated financial data for the Predecessor 2021 Period, the Successor 2021 Period, as of January 1, 2022 (Successor), the respective periods as of and for the Fiscal Years ended December 31, 2022 (“Fiscal Year 2022 (Successor)”) and December 30, 2023 (“Fiscal Year 2023 (Successor)”) have been derived from our audited consolidated financial statements, which are included elsewhere in this prospectus.

To facilitate comparability of Fiscal Year 2022 (Successor) and Fiscal Year 2023 (Successor) to the fiscal year ended January 1, 2022, this prospectus also includes unaudited pro forma condensed combined financial information for key financial metrics and results of operations for the year ended January 1, 2022 (the “Unaudited Pro Forma 2021 Combined Period”), which gives effect to the Imola Mergers, on a pro forma basis, as if they had occurred on January 3, 2021. See “Unaudited Pro Forma Condensed Combined Statement of Income.”

Numerical figures included in this prospectus and the consolidated financial statements included in this prospectus are presented in U.S. dollars rounded to the nearest million, unless otherwise noted. Certain amounts presented in tables are subject to rounding adjustments and, as a result, numerical figures shown as totals in various tables may not be arithmetic aggregations of the figures that precede them.

**Non-GAAP Financial Measures**

Our financial statements included in this prospectus have been prepared in accordance with accounting principles generally accepted in the United States (“GAAP”). We have included certain non-GAAP financial measures in this prospectus, as further described below, that may not be directly comparable to other similarly titled measures used by other companies and therefore may not be comparable among companies. For purposes of Regulation G under the Exchange Act (“Regulation G”) and Section 10(e) of Regulation S-K under the Securities Act (“Regulation S-K”), a non-GAAP financial measure is a numerical measure of a company’s historical or future financial performance, financial position or cash flows that excludes amounts, or is subject to adjustments that have the effect of excluding amounts, that are included in the most directly comparable measure calculated and presented in accordance with GAAP in the statements of operations, balance sheets, or statement of cash flows of the company; or includes amounts, or is subject to adjustments that have the effect of including amounts, that are excluded from most directly comparable measure so calculated and presented. Pursuant to the requirements of Regulation G, we have provided reconciliations of non-GAAP financial measures to the most directly comparable GAAP financial measures. These non-GAAP measures are provided because our management uses these financial measures in monitoring and evaluating our ongoing results and trends.

This prospectus contains “non-GAAP financial measures,” including EBITDA, Adjusted EBITDA, Adjusted Income from Operations, Adjusted Income from Operations Margin, Adjusted Free Cash Flow and Adjusted Return on Invested Capital, which are financial measures that are not required by, or presented in accordance with GAAP.

We believe that, in addition to our results determined in accordance with GAAP, EBITDA, Adjusted EBITDA, Adjusted Income from Operations, Adjusted Income from Operations Margin, Adjusted Free Cash Flow and Adjusted Return on Invested Capital are useful in evaluating our business and the underlying trends

**Ingram Micro Holding Corporation has requested confidential treatment of this registration statement and associated correspondence pursuant to Rule 83 of the Securities and Exchange Commission.**

that are affecting our performance. The non-GAAP measures noted above are primary indicators that our management uses internally to conduct and measure its business and evaluate the performance of its consolidated operations. Our management believes these non-GAAP financial measures are useful as they provide meaningful comparisons to prior periods and an alternate view of the impact of acquired businesses. These non-GAAP financial measures are used in addition to and in conjunction with results presented in accordance with GAAP. These non-GAAP financial measures reflect an additional way of viewing aspects of our operations that, when viewed with our GAAP results and the accompanying reconciliations to corresponding GAAP financial measures, provide a more complete understanding of factors and trends affecting our business. A material limitation associated with these non-GAAP measures as compared to the GAAP measures is that they may not be comparable to other companies with similarly titled items that present related measures differently. The non-GAAP measures should be considered as a supplement to, and not as a substitute for or superior to, the corresponding measures calculated in accordance with GAAP. See “Summary Historical and Unaudited Pro Forma Condensed Combined Financial and Other Data” for a reconciliation to the most directly comparable financial measure stated in accordance with GAAP.

**Offering Reorganization Transactions**

Historically, we have had two classes of common stock, Class A voting common stock and Class B non-voting common stock. Our Second Amended and Restated Certificate of Incorporation, referred to herein as our “amended and restated certificate of incorporation”, which will be effective prior to the consummation of this offering, will convert our Class A voting common stock and Class B non-voting common stock into Common Stock on a 1-for-1 basis and effect a -for- stock split with respect to our Common Stock. We refer to the effectiveness of our amended and restated certificate of incorporation, stock conversion and stock split as the “Offering Reorganization Transactions.”

**Ingram Micro Holding Corporation has requested confidential treatment of this registration statement and associated correspondence pursuant to Rule 83 of the Securities and Exchange Commission.**

**GLOSSARY**

**Certain Definitions**

The following terms are used in this prospectus unless otherwise noted or indicated by the context:

- “2029 Notes” means the Company’s \$2,000 million aggregate principal amount 4.750% notes due 2029;
- “ABL Credit Agreement” means the credit agreement that governs the ABL Revolving Credit Facility and the ABL Term Loan Facility, dated as of July 2, 2021 by and among Imola Acquisition Corporation, Ingram Micro Inc., the borrowers therein, various lenders and issuing banks, and JP Morgan Chase Bank, N.A., as amended by Amendment No. 1 to the ABL Credit Agreement, dated as of August 12, 2021, and as further amended by Amendment No. 2 to the ABL Credit Agreement, dated as of May 30, 2023;
- “ABL Credit Facilities” means the ABL Term Loan Facility together with the ABL Revolving Credit Facility;
- “ABL Revolving Credit Facility” means the senior secured asset-based credit facility entered into on July 2, 2021, consisting of a multi-currency revolving credit facility (available for loans and letters of credit) in an aggregate principal amount of up to \$3,500 million, subject to borrowing base capacity;
- “ABL Term Loan Facility” means the term loan facility in an aggregate principal amount of \$500 million, entered into on July 2, 2021;
- “Asia-Pacific” refers to the Asia-Pacific region;
- “Credit Agreements” means the Term Loan Credit Agreement together with the ABL Credit Agreement;
- “Credit Facilities” means the ABL Revolving Credit Facility together with the ABL Term Loan Facility and the Term Loan Credit Facility;
- “EMEA” refers, collectively, to the Europe, Middle East and Africa region;
- “Indenture” means the indenture that governs the 2029 Notes, dated as of April 22, 2021, by and between Imola Merger Corporation and the Bank of New York Mellon Trust Company, N.A., as trustee and notes collateral agent, as supplemented by that certain supplemental indenture, by and among Ingram Micro Inc., as issuer, the Guarantors (as defined therein) party thereto from time to time, and the Bank of New York Mellon Trust Company, N.A., as trustee and notes collateral agent;
- “Latin America” refers to the Latin American region;
- “North America” refers to the North America region encompassing the United States and Canada;
- “Platinum” means Platinum Equity, LLC together with its affiliated investment vehicles;
- “Platinum Advisors” means Platinum Equity Advisors, LLC, an entity affiliated with Platinum;
- “Term Loan Credit Agreement” means the term loan credit agreement that governs the Term Loan Credit Facility, dated as of July 2, 2021, by and among Imola Acquisition Corporation, Ingram Micro Inc., JP Morgan Chase Bank, N.A., and the lenders, agents and other parties thereto, as amended by Amendment No. 1 to the Term Loan Credit Agreement, dated as of June 23, 2023 and as further amended by Amendment No. 2 to the Term Loan Credit Agreement, dated as of September 27, 2023; and
- “Term Loan Credit Facility” means the senior secured term loan facility in an original aggregate principal amount of \$2,000 million with JPMorgan Chase Bank, N.A., as administrative agent and collateral agent, and certain other agents and lenders, entered into as of July 2, 2021.

**Ingram Micro Holding Corporation has requested confidential treatment of this registration statement and associated correspondence pursuant to Rule 83 of the Securities and Exchange Commission.**

**SUMMARY**

*This summary highlights information contained elsewhere in this prospectus. Because this is only a summary, it does not contain all the information that you should consider before investing in shares of our Common Stock, and it is qualified in its entirety by, and should be read in conjunction with, the more detailed information appearing elsewhere in this prospectus. You should read the entire prospectus carefully, including “Risk Factors,” “Cautionary Note Regarding Forward-Looking Statements,” and our financial statements and the related notes included elsewhere in this prospectus, before deciding to purchase shares of our Common Stock. Unless the context indicates otherwise, references to “our Company,” “the Company,” “us,” “we” and “our” refers, prior to the Imola Mergers, to our predecessor, Ingram Micro, together with its consolidated subsidiaries, and after the Imola Mergers, to our successor, Ingram Micro Holding Corporation, together with its consolidated subsidiaries. Following this offering, we will be a “controlled company” under the NYSE corporate governance standards, and as a result, will rely on exemptions from certain corporate governance requirements. See “Risk Factors.”*

Ingram Micro is a leading solutions provider by revenue for the global information technology (“IT”) ecosystem helping power the world’s leading technology brands. With our vast infrastructure and focus on commercial and consumer technologies, advanced solution offerings and cloud-based solutions, we enable our business partners to scale and operate more efficiently in the markets they serve. We deliver customized solutions to our vendor, reseller and retailer partners, enabling them to provide excellent business outcomes to the companies and consumers they serve. Through our global reach and broad portfolio of products, professional services offerings, software, cloud and digital solutions, we remove complexity and maximize the value of the technology products our partners make, sell or use, providing the world more ways to realize the promise of technology. In the face of significant economic uncertainty and volatility in commercial markets globally, we believe that our business remains well-positioned to benefit from technology megatrends, including cloud migration, enhanced security, Internet-of-Things (“IoT”), hybrid work and 5G.

As one of the world’s largest technology distributors by revenue and/or by global footprint, we have positioned Ingram Micro as an integral link in the global technology value chain. With operations in 59 countries and 125 logistics and service centers worldwide, we serve as a solutions aggregator that we believe based on our experience in the industry enables our more than 1,500 vendor partners to serve the technology needs of nearly 90% of the global population. Original Equipment Manufacturers (“OEMs”) and software providers rely on us to simplify global sales channels, gain operational efficiencies and address complex technology deployments. Our highly diversified base of more than 161,000 customers includes value-added resellers, system integrators, telecommunications companies and managed service providers. We provide our customers with broad product availability, technical expertise and a full suite of professional services to simplify their deployment and maximize their use of technology, including data-driven business and market insights, pre-sales engineering, post-sales integration, technical support and financing solutions. We manage more than 1.1 billion units of technology products every year and handle, on average, in excess of 14,000 technical engineering calls monthly. Additionally, we provide resellers, retailers and OEMs with our IT Asset Disposition (“ITAD”) and Reverse Logistics and Repairs services to advance environmental sustainability through responsibly collecting and beneficially repurposing e-waste through remanufacturing, recycling, refurbishing and reselling technology devices. For the Predecessor 2021 Period, Successor 2021 Period, the Unaudited Pro Forma 2021 Combined Period, Fiscal Year 2022 (Successor) and Fiscal Year 2023 (Successor), we generated net sales of \$26,406.9 million, \$28,048.7 million, \$54,455.6 million, \$50,824.5 million and \$48,053.0 million, respectively, and net income of \$378.5 million, \$96.7 million, \$366.1 million, \$2,394.5 million and \$360.0 million, respectively. In addition, during such periods we generated Adjusted EBITDA of \$647.8 million for the Predecessor 2021 Period, \$746.3 million for the Successor 2021 Period, \$1,384.2 million for the Unaudited Pro Forma 2021 Combined Period, \$1,349.4 million for Fiscal Year 2022 (Successor) and \$1,362.9 million for Fiscal Year 2023 (Successor). See “Management’s Discussion and Analysis of Financial Condition and Results of Operations—Non-GAAP Financial Measures.” As of December 30, 2023 we had approximately 25,130 full-time associates.

**Ingram Micro Holding Corporation has requested confidential treatment of this registration statement and associated correspondence pursuant to Rule 83 of the Securities and Exchange Commission.**

More than a decade ago, we embarked on a journey from being a traditional IT products distributor to creating an integrated marketplace for customized solutions. Since then, even in the midst of the recent global softening in demand for certain of our traditional offerings, including our commercial and consumer products, we have invested more than \$2 billion in technical resources, intellectual property, digital processes and systems, advanced solutions, specialty markets and professional services. From its inception, this organic evolution, aided by a number of key acquisitions, has focused on creating a one-stop-shop experience for our thousands of customers to seamlessly procure and manage a comprehensive suite of technology solutions and services. The anything-as-a-service (“XaaS”) market has now been a rapidly expanding market and a key growth driver for several years, leading to our accelerated development of highly integrated solutions, services and marketplaces. First launched in 2010, our cloud marketplace has been a transformative part of our journey, enabling leading software vendors to connect with thousands of customers, who in turn support millions of end users, in what we believe to be the world’s largest cloud ecosystem. Today, our cloud marketplace hosts more than 200 cloud solutions, aggregates 29 marketplaces and manages over 33 million seats for more than 33,000 customers. Building on our successful cloud marketplace, our proprietary CloudBlue digital commerce platform, and other acquired and organically developed intellectual property, in 2021 we launched our Flexible Subscription Engine (“FSE”), which uses artificial intelligence (“AI”) and machine learning (“ML”) technologies to manage cloud and XaaS monthly and annual recurring subscription services together with product purchases. This FSE laid the foundation for the introduction in 2022 of Ingram Micro Xvantage, which is the fully automated, self-learning and innovative digital platform we have now launched in key countries around the globe and to which we have added several other engines and patent-pending innovations. We believe that our customers will increasingly experience a “single pane of glass” through which we offer a full menu of IT devices, software solutions, cloud-based subscriptions, and technology services across hundreds of vendors and brands as we migrate our cloud marketplace and other marketplaces to Ingram Micro Xvantage and continuously integrate additional capabilities to the platform. Providing a comprehensive solution to customers and capabilities for vendors, as well as harnessing the insights gained from hundreds of millions of transactions over the past decade, Ingram Micro Xvantage is a significant milestone in our evolution benefiting from many years of investment and IT distribution experience. As our dynamic business model continues to evolve and we continue our transition to becoming more of a platform company, we will be better able to adapt to customer demands in the constantly shifting IT landscape.

Our focus on successful business outcomes for our partners and their clients, together with the investments described above, have enabled us to deliver solid financial results and expand our advanced solutions and cloud businesses even in the midst of the recent global softening in demand for certain of our traditional offerings, including our commercial and consumer products.

Advanced Solutions generated net sales of \$7,329 million for the Predecessor 2021 Period, \$8,309 million for the Successor 2021 Period, \$17,354 million for Fiscal Year 2022 (Successor) and \$17,896 million for Fiscal Year 2023 (Successor). Cloud generated net sales of \$125.9 million for the Predecessor 2021 Period, \$161.7 million for the Successor 2021 Period, \$326.0 million for Fiscal Year 2022 (Successor) and \$383.3 million for Fiscal Year 2023 (Successor).

**Industry Background**

We believe that technological innovation—as a primary catalyst of growth, differentiation and efficiency gains across industries and applications—will continue to drive long-term expansion in the global IT market, even as certain technologies and sectors experience declines in demand from time to time. As the world becomes increasingly digital, connected and automated, companies and consumers will need to invest in the latest technology and security around these solutions to effectively interact with key stakeholders, grow their business and drive operational efficiencies.



**Ingram Micro Holding Corporation has requested confidential treatment of this registration statement and associated correspondence pursuant to Rule 83 of the Securities and Exchange Commission.**

We believe our industry will benefit from a number of key trends:

- **Continued cloud growth and shift to a subscription-and consumption-based economy.** Enterprises and individuals continue to increase their adoption of XaaS solutions, and the shift to cloud alternatives is driving continued infrastructure buildout globally. The ability to bill, provision, launch, price, recognize revenue and manage subscriptions is becoming increasingly essential to successful business outcomes and continued growth.
- **Need for enhanced security.** The information security market has been impacted by an increase in the number and the complexity of threats and targeted attacks over the past several years. Given the impact that attacks have had on organizations across the world, security will remain a top priority for senior management teams and boards of directors, driving continued spend on security in the future. According to IDC, global security spend is expected to grow to \$329 billion in 2027, an 11.4% compound annual growth rate (“CAGR”) from 2023.
- **Exponential increase in the number of connected devices and the complexity of technology solutions.** According to IDC, there will be approximately 46 billion connected IoT devices by 2025, generating approximately 67 zettabytes of data. As the lines between devices, software, and services become increasingly blurred due to ubiquitous connectivity and the rise of sophisticated edge computing and distributed networks, among other drivers, the ability to deliver integrated solutions is critical to capture market opportunities. The number of worldwide NPU-equipped AI PC shipments is expected to grow to 167 million shipments by 2027, a 58.4% CAGR from 2023. We expect these market dynamics to increase demand for devices with faster processing, reduced latency, enhanced security and better overall performance, which are all factors that also speed refresh and upgrade cycles across multiple forms of technology.
- **The rise of artificial intelligence.** We believe AI will benefit our industry in two primary ways. First, for those distributors who are able to successfully execute the necessary shift to a digital platform, we expect AI to remove friction in the ordering process, improving and personalizing the customer experience by leveraging predictive models to generate insights and recommendations, and to power real-time dynamic pricing engines, accelerating the sales cycle and bolstering productivity. Second, AI will increasingly drive a shift in the design and application of all types of technology, which is expected to drive accelerated demand for PCs, datacenter equipment, AI-enabled software, and many other applications.
- **Rollout of broadband and 5G networks will continue to drive technology growth** High-speed mobile networks are the backbone of the modern technology ecosystem and necessary to each of the aforementioned trends. We believe companies and consumers in both emerging and mature markets will need to continue investment in IT hardware, software, and services to capitalize on the expanding set of opportunities enabled by universal connectivity.

Distributors provide vendors a highly attractive variable cost channel to customers, including consultative sales and engineering support, as well as trade credit, financing, marketing and logistics services. Vendors leverage distributors’ capabilities to aggregate demand and provide extensive market reach and coverage across different geographies, while simplifying supply chain and go-to-market complexity. Distributors provide customers, including resellers and end users, with critical product information and availability, aggregate multi-vendor technical expertise and service offerings, train and enable new certified sellers and authorized partners, extend financial solutions and trade credit and provide efficient supply chain logistics and technical support globally. As a result of these strategic benefits, we believe the opportunity for growth in the technology distribution industry will continue to exceed that of the global technology market as both hardware and software vendors increasingly rely on distributors to support their go-to-market strategies.

**Ingram Micro Holding Corporation has requested confidential treatment of this registration statement and associated correspondence pursuant to Rule 83 of the Securities and Exchange Commission.**

As technology solutions have become more complex, reliance on distributors to provide product, marketing, technical and financial support has increased. Increasingly, distributors play a central integrating role in the technology ecosystem—a distributor is no longer merely a link in the chain between vendors and resellers within the traditional two-tier distribution model, but today acts as the connective tissue among hardware and software vendors, service providers, resellers, integrators, marketplaces, and end customers. Companies are increasingly seeking perspectives on the most efficient ways to design, procure and optimize their technical infrastructures, and customers increasingly demand high-quality service and support including advanced technical, training, support and financing services. These strategic engagements are bringing the technology value chain closer to the end customer and will increasingly require a comprehensive platform to serve customer needs.

Additionally, environmental concerns and regulatory requirements for the disposal of IT products and data security regulations, such as general data protection regulation (“GDPR”), create challenges for companies in managing the safe disposal of IT products, limiting the risk of data loss and reducing or eliminating subsequent financial losses. In addition to the environmental considerations, improperly deleting data and disposing of hardware can result in costly management of data and potential exposures if data is not managed properly and securely.

**Our Market Opportunity**

Numerous trends continue to reshape the way organizations go to market, driving increasingly complex supply chains in industries ranging from enterprise hardware and software to mobility and retail. Despite recent fluctuations in businesses’ and consumers’ purchasing behaviors, particularly for discrete products, demand remains strong for end-to-end technology solutions, cloud-centric business applications and subscription management services. Additionally, there is an increasing need to simplify and automate the delivery of complicated virtual, physical and hybrid solutions and replace what currently are complex, fragmented, people-dependent processes and systems used to consume technology.

As a key partner to OEMs, software providers and businesses, our objective is to:

1. Provide the industry’s most efficient and reliable route to market, with comprehensive capabilities to enhance the value of the solutions we deliver to drive successful business outcomes;
2. Enable and increase our partners’ success, breadth and reach as the market evolves to additional cloud-centric and digital solutions, driven by our proprietary digital platform, Ingram Micro Xvantage, and the marketplaces and engines that are increasingly being integrated into it;
3. Digitize the supply and value chains and influence the way technology is acquired and demand is generated for technology solutions and services to enable our partners to transact via a fully digital platform to make business decisions, build demand and develop new offerings based on intelligent data insights; and
4. Sustainably support the circular economy and lifecycle of technology by helping organizations quickly cycle through IT assets in a secure and environmentally friendly manner, providing IT asset disposition and reverse logistics and repair offerings to reduce e-waste.

According to IDC, global IT spend across hardware, software and IT services was \$3.1 trillion (excluding infrastructure-as-a-service) in 2023, and is expected to grow to \$4.0 trillion in 2027, a 6.6% CAGR. We believe the proportion of the IT market sold through distribution has increased over the last decade, and we expect distribution to remain the principal route to market for most technology vendors. As technology becomes more complex, drawing off of multiple vendors and providers, and continues to be consumed on premises, virtually and in hybrid manners, we believe the importance of distribution will continue even as more technology becomes cloud-based. We continue to offer a significant value proposition for both vendors and customers by bringing these diverse and numerous technologies together in one source.

**Ingram Micro Holding Corporation has requested confidential treatment of this registration statement and associated correspondence pursuant to Rule 83 of the Securities and Exchange Commission.**

Today, a number of key technology categories such as cybersecurity, data center, sustainability and cloud are driving strong growth in technology spend. According to IDC, global security spend is expected to grow to \$329 billion in 2027, an 11.4% CAGR from 2023. As IT spend continues to increase, we expect demand for IT asset disposition and reverse logistics and repair services to also increase. According to Technavio, the total addressable market for IT asset disposition is expected to reach \$31.6 billion in 2027, up from \$20.6 billion in 2023, a 11.3% CAGR. According to Statista, the total addressable market for reverse logistics and repair services in 2027 is expected to reach \$861 billion, up from \$700 billion in 2023, a 5.3% CAGR. We believe our differentiated capabilities enable us to continue our leadership position in this large and growing market.

Cloud adoption is accelerating, with public/dedicated cloud as a service spend expected to reach \$1.4 trillion by 2027, up from \$693 billion in 2023, a 19.6% CAGR, according to IDC. Cloud marketplaces have become increasingly important to software, hardware and infrastructure vendors' go-to-market strategy, providing a unique value proposition to vendors including market reach, reduced complexity for customers and the ability to bundle services and broader solutions from multiple sources. According to IDC, the global digital transformation market, including hardware, software and IT and business services, is estimated to grow from \$2.2 trillion in 2023 to \$3.9 trillion in 2027, a 15.9% four-year CAGR. We believe our broad product offering, extensive vendor ecosystem and diversified customer base, combined with our highly scalable automated platform, position us to capture a greater share in a rapidly growing market. As more software licenses currently sold directly to end users move to a cloud as a service model, we expect our Serviceable Addressable Market ("SAM") cloud offering to grow. Based on our experience in the industry, we believe the strength of our Ingram Micro Cloud Marketplace and CloudBlue platform allows us to capture cloud opportunities that may not be available to our competitors.

**Key Benefits of Our Business Model**

Our technology and cloud solutions business model is purpose-built for today's technology landscape and the technology ecosystem of the future. We serve as an integral link in the global technology value chain, driving sales, reach and profitability for vendors, value-added resellers, mobile network operators, service and solution providers and other customers. We have a strong presence in each of the four regions in which we operate: North America, EMEA, Asia-Pacific and Latin America. Across each of these markets, our partners trust us to deliver a full spectrum of hardware, software, cloud, managed and professional and other services.

Our business model provides the following key benefits:

- ***Strong Market Access through Global Network of Partners and Customers*** We are one of the global leaders in technology and cloud distribution with leading market share around the globe. We have more than 1,500 vendor partners and hold approximately 11,000 technical certifications across our organization. Furthermore, we have a highly diversified base of more than 161,000 customers serving the small and mid-sized business ("SMB") market, which consists of millions of businesses, and more than 33,000 cloud marketplace customers, covering millions of end users and over 33 million seats. With operations on six continents, we believe based on our experience in the industry our geographic reach and presence are superior to that of our competitors.
- ***Ingram Micro Xvantage Designed for the Evolution of XaaS.*** Initially introduced to the market in late 2022, our Ingram Micro Xvantage digital platform has already been launched in the United States, Germany, Canada, the United Kingdom, Mexico, Colombia, Austria, France, Italy, Belgium, the Netherlands, Spain and India, and we expect to launch in more geographies in 2024, providing a singular experience for our customers and partners to procure and consume technology. As we migrate our cloud marketplace into Ingram Micro Xvantage in more and more geographies, and as we integrate additional engines into the digital platform, we believe that our interactions and transactions will become increasingly seamless for customers and vendors, and will enable them to drive further growth

**Ingram Micro Holding Corporation has requested confidential treatment of this registration statement and associated correspondence pursuant to Rule 83 of the Securities and Exchange Commission.**

with significant efficiencies. We expect the investment and commitment we continue to make in Ingram Micro Xvantage will further strengthen our existing relationships, attract new partners and customers and influence end user technology preferences. Xvantage continues to develop with close to two dozen patents pending, 11 million new lines of code, over a hundred AI models and nearly 20 engines powering and supporting the platform's functionality, enabling Xvantage to offer its users instant pricing, billing automation, marketing capabilities, hardware and cloud subscriptions, the ability to configure, quote and track each order, and various other insights and recommendations.

- ***Efficient Go-To-Market Channel through Demand Aggregation*** We serve as a central, unified platform for our vendors to aggregate demand from large and highly fragmented markets, providing vendors with a highly attractive and efficient channel to market and a valuable extension of their sales forces. As some vendors adjust their cost structure and trim their workforces, we believe more business has shifted, and will continue to shift, to distribution channels. The SMB market sector, for example, includes a greater share of long-tail customers who are often more difficult for vendors to access efficiently and profitably given they have lower buying power than large customers who can consolidate orders.
- ***Broad Solutions Offering to Meet Evolving Customer Demand*** Our long-standing, entrenched relationships with the largest global technology vendors allow us to provide customers with access to a deep portfolio of hundreds of thousands of technology and cloud products from vendors around the world. This, combined with our Ingram Micro Cloud Marketplace, connects partners with what we believe to be the world's largest cloud ecosystem, enabling them to generate and satisfy demand more efficiently. Our Cloud Marketplace serves 29 aggregated marketplaces and supports more than 200 cloud solutions, a number that is rapidly increasing.
- ***Integrated Managed and Professional Services Tailored to Customer Needs*** Customers increasingly demand integrated multi-vendor, high-quality service and support. As of December 30, 2023, we had approximately 1,020 engineers globally who provide the high-quality technical, training and pre- and post-sales support, integration and ongoing managed services our partners and customers need, without adding incremental overhead. Through a personalized and consultative approach, we tailor solution sets to specific customer needs and deploy certified technicians to assist where vendors have gaps and where partners need multi-vendor solutions. We also enable the circular economy by providing responsible collection and repurposing of e-waste through remanufacturing, recycling, refurbishing and reselling technology devices. We believe such efforts help our customers achieve their environmental sustainability goals by keeping harmful materials out of landfills.

**Our Strategic Priorities**

We are a technology-focused company and have invested heavily in developing and acquiring technology, including intellectual property, to enable our partners' success. We expect our continued investment in robotics and automation, within our advanced logistics centers will augment our efficient, customer-centric delivery capabilities and that our continued investment in our digital capabilities, including in the integration of dozens of proprietary engines within Ingram Micro Xvantage, will enhance the experience of our customers and vendors. We have a proven track record of profitable growth which has enabled us to achieve a position of great competitive strength and remain focused on continuing to deliver strong future growth. We recognize the market's need for sophisticated IT solutions and our strategies are developed with this in mind. Our overall objective is to continue to expand our business and our profitability by delivering innovative and thoughtful solutions to enable business partners to scale and operate more efficiently and successfully in the markets they serve.

**Ingram Micro Holding Corporation has requested confidential treatment of this registration statement and associated correspondence pursuant to Rule 83 of the Securities and Exchange Commission.**

Our strategic priorities are aligned to achieve this objective and focus on:

- ***Adding digital tools and services to deepen engagement with customers and vendors and continuing to develop a transformative, fully digital platform to further simplify, automate, digitize and scale the delivery of our products and solutions portfolio.*** We intend to continue expanding our digital and services capabilities to connect and team with our partners and customers and serve their evolving needs. Our goal is to have our entire portfolio of products, software and services available on Ingram Micro Xvantage, delivering a singular experience for our vendor and customer partners to interact, learn, partner, plan and consume technology via seamless and autonomous engines. We believe Ingram Micro Xvantage has already influenced, and will continue to influence, the acquisition and delivery of the full spectrum of technology solutions and services. By digitizing and automating quote-to-order, order status and tracking, customer service and other critical business support services, we are reducing transactional complexity and inefficiencies inherent in more manual processes and tools. In addition, as our business intelligence grows through applying the latest in AI and ML technology, we are able to provide higher-value capabilities and recommendations to our customers, enabling them to expand their reach into new markets and categories in a growing XaaS economy. We expect the investment and commitment we continue to make in Ingram Micro Xvantage will further strengthen our existing relationships, attract new partners and customers and influence end user technology preferences. Xvantage continues to develop with close to two dozen patents pending, 11 million new lines of code, over a hundred AI models and nearly 20 engines powering and supporting the platform's functionality, enabling Xvantage to offer its users instant pricing, billing automation, marketing capabilities, hardware and cloud subscriptions, the ability to configure, quote and track each order, and various other insights and recommendations.
- ***Growing our emerging technologies practices, including cybersecurity and AI, and further extending our technology portfolio to build out additional higher value, more complex product and services offerings.*** One of our investment priorities for the foreseeable future will be continued expansion of our advanced and emerging technology offerings. We plan to further expand our ecosystem by identifying emerging technologies and higher value, more complex solutions, and adding additional technology vendors to our platform.
- ***Enhancing profitability through operational improvement initiatives, digitization and automation*** We have additional opportunities to drive operational enhancement and efficiencies in areas such as pricing, management of rebates, mix enrichment, automation and warehouse efficiency, to name a few. We also plan to continue building our technology roadmap to further develop and enhance our customer and vendor interface and experience.
- ***Continuing our commitment to Environmental, Social and Governance ("ESG") initiatives*** We will continue to focus on environmental stewardship, social responsibility and effective governance across our global operations. We aim to continue to invest in our communities and improve our environmental performance, while developing a comprehensive environmental sustainability data management system across our operations. We are committed to minimizing our environmental impact both directly through our operations and indirectly through our influence within our value chain. We will continue to invest in and evolve our ESG efforts, and over the next few years we expect to continue to focus on ESG competency and reporting with a continued focus on climate action and waste reduction, diversity, equity and inclusion ("DE&I"), supply chain risk assessments and alignment with UN Sustainable Development Goals relevant to our impacts and activities.

**Our Products and Solutions**

We provide a broad line of technology, services and solutions from more than 1,500 vendor partners, enabling us to offer comprehensive solutions to our reseller and retail customers. Our suppliers are the world's



**Ingram Micro Holding Corporation has requested confidential treatment of this registration statement and associated correspondence pursuant to Rule 83 of the Securities and Exchange Commission.**

trusted technology leaders, along with emerging technology brands, and include the industry's premier computer hardware suppliers, mobility hardware suppliers, networking equipment suppliers, software publishers and other suppliers of computer peripherals, consumer electronics, cloud-based solutions, unified communication and collaboration, data capture-point of sale ("DC / POS") and physical security products, such as Apple, Cisco, Dell, HPE, HPI, Lenovo and Microsoft. Our cloud portfolio comprises third-party services and subscriptions spanning a breadth of products from solution software through infrastructure-as-a-service. Our Ingram Micro Cloud Marketplace service portfolio consists of third-party cloud-based services or subscription offerings sold through our own platform. Vendors on the platform include Adobe, Amazon Web Services, Cisco, Microsoft, Proofpoint and VMware.

Our cloud marketplace, which in certain key jurisdictions has already been integrated into one unified Ingram Micro Xvantage, connects partners with what we believe to be the world's largest cloud ecosystem, enabling them to generate demand more efficiently and providing third-party cloud-based services and subscription offerings through a digital platform for the consumption of cloud solutions in an ever-increasing cloud-centric world. We support more than 200 cloud solutions and manage over 33 million seats through our cloud marketplace. Our CloudBlue platform also provides services to many of the world's leading telecommunication companies, as well as to managed service providers, technology distributors and value-added resellers, and manages over 47 million seats. Our professional services offerings add value to our partners and customers by providing data-driven business and market insights, pre-sales engineering, post-sales integration, technical support and financing solutions to further grow their businesses. In addition, our ITAD and Reverse Logistics and Repairs businesses play an important role in advancing environmental sustainability and bridging the digital divide through electronic device reverse logistics, refurbishment, recycling, reuse and resale for organizations, including the world's largest mobile telecom providers. By helping to enable a circular economy, we support our customers in achieving their sustainability goals and enable consumers to access quality, affordable smartphones, computers and other devices.

We are focused on building our presence in those product categories and services and solutions that will benefit from key growth trends, such as the continuing technology shift to cloud-centric solutions, hybrid data centers, anything-as-a-service offerings, AI, hyper automation and circular economy solutions.

As part of our global presence in each of our four geographic regions, we offer customers a full spectrum of hardware and software, cloud services and logistics expertise through three main lines of business: Technology Solutions, Cloud and Other. In each geographic region we offer customers the following product categories broken down under the respective line of business.

*Technology Solutions:*

- **Commercial & Consumer.** We offer a variety of higher-volume products targeted for corporate and individual end users, including desktop personal computers, notebooks, tablets, printers, components (including hard drives, motherboards, video cards, etc.), application software, peripherals, accessories and Ingram Micro branded solutions. We also offer a variety of products that enable mobile computing and productivity, including phones, phone tablets (including two-in-one "notebook/tablet" devices), smartphones, feature phones, mobile phone accessories, wearables and mobility software.
- **Advanced Solutions.** We offer enterprise grade hardware and software products aimed at corporate and enterprise users and generally characterized by specific projects, which account for lower volumes but higher gross margin. And while Advanced Solutions requires higher operational expenditures, primarily in the form of technical capabilities to serve the market, the operating margin delivered by this business is also generally stronger than Commercial & Consumer offerings. Within this product category, we offer servers, storage, networking, infrastructure hardware and software (covering system management, network and storage), hybrid and software-defined solutions, cybersecurity, power &

**Ingram Micro Holding Corporation has requested confidential treatment of this registration statement and associated correspondence pursuant to Rule 83 of the Securities and Exchange Commission.**

cooling and virtualization (software and hardware) solutions. This category also includes training, professional services and financial solutions related to these product sets. We also offer customers DC / POS, physical security, audio visual & digital signage, Unified Communications and Collaboration (“UCC”) and Telephony, IoT (smart office/home automation) and AI products.

*Cloud:*

- **Cloud-based Solutions.** Our cloud portfolio comprises third-party services and subscriptions spanning a breadth of products from solution software through infrastructure-as-a-service. As technology consumption increasingly moves to XaaS, we have expanded our cloud solutions to more than 200 third-party cloud-based services or subscription offerings, including business applications, security, communications and collaboration, cloud enablement solutions and infrastructure-as-a-service. Also included here are the offerings of our CloudBlue business, which provides customers with multi-channel and multi-tier catalog management, subscription management, billing and orchestration capabilities through a software as a service (“SaaS”) model.

*Other:*

- **Other offerings.** We provide customers with ITAD, reverse logistics and repair and other related solutions, and prior to April 2022 included the operations sold through the CLS Sale further described herein. See “—CLS Sale.” These offerings represent less than 10% of net sales for all periods presented herein. Products offered within our Reverse Logistics and Repairs solution includes returns management, repair and refurbishment and an aftermarket sales channel.

**Imola Mergers**

Platinum formed Ingram Micro Holding Corporation (formerly known as Imola Holding Corporation) on September 28, 2020, and on December 9, 2020, Imola Acquisition Corporation, an investment vehicle of certain private investment funds sponsored and ultimately controlled by Platinum, Tianjin Tianhai Logistics Investment Management Co., Ltd., HNA Technology Co., Ltd. (“HNA Tech”), a part of HNA Group, GCL Investment Management, Inc., Ingram Micro, and Imola Merger Corporation (“Escrow Issuer”) entered into an agreement pursuant to which Platinum indirectly acquired (through Imola Acquisition Corporation) Ingram Micro from affiliates of HNA Tech, for aggregate cash consideration of approximately \$7.2 billion, net of any indebtedness acquired (the “Acquisition Agreement”). Pursuant to the Acquisition Agreement, HNA Tech had the right to receive an amount not to exceed \$325.0 million in the aggregate, on the achievement by the Company of certain adjusted EBITDA targets for fiscal years 2021, 2022 and 2023. Based upon adjusted EBITDA achieved through the end of the Successor 2021 Period, such payment of \$325.0 million was earned in its entirety and was paid on April 11, 2022. See Note 1, “Organization and Basis of Presentation,” to our audited consolidated financial statements.

The acquisition closed on July 2, 2021 (the “Acquisition Closing Date”). To fund a portion of the consideration for the acquisition, Platinum contributed certain amounts in cash to an indirect parent of Ingram Micro in exchange for the issuance to Platinum of equity in such parent entity in connection with the acquisition (the “Equity Contribution”). Concurrently with the Equity Contribution and to finance the remaining portion of the consideration for the acquisition, Ingram Micro entered into the following:

- the ABL Credit Facilities, consisting of a \$500 million ABL Term Loan Facility and a \$3,500 million ABL Revolving Credit Facility;
- the \$2,000 million Term Loan Credit Facility; and
- the \$2,000 million 2029 Notes.

In connection with the acquisition, Ingram Micro repaid in full, or satisfied and discharged in full, the obligations under any governing instruments, as applicable, of the then existing indebtedness of the Company

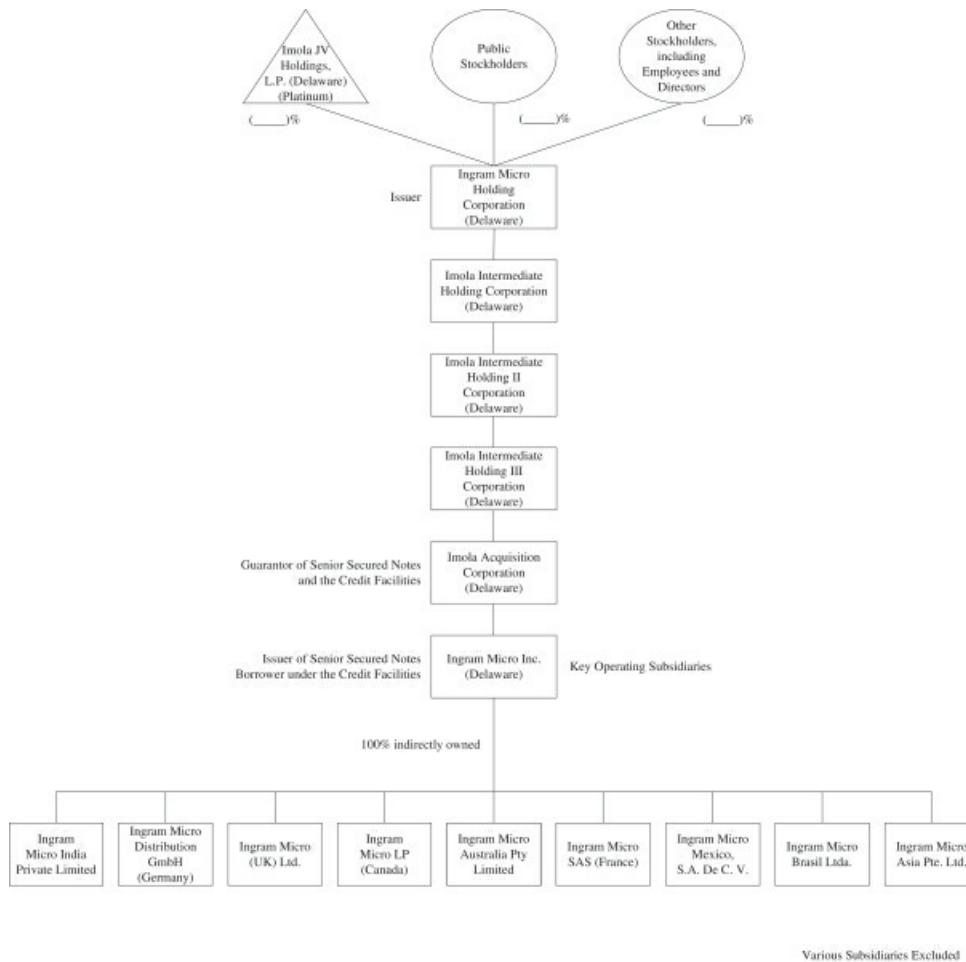
**Ingram Micro Holding Corporation has requested confidential treatment of this registration statement and associated correspondence pursuant to Rule 83 of the Securities and Exchange Commission.**

and its subsidiaries, except for certain additional lines of credit, short-term overdraft facilities and other credit facilities with approximately \$217.5 million outstanding as of December 30, 2023, and entered into the agreements governing its current indebtedness as described above (the “Financing Transactions”). See “Description of Material Indebtedness.”

As part of the acquisition, Imola Merger Corporation merged with and into GCL Investment Management Inc., an affiliate of HNA Tech, which immediately thereafter merged with and into GCL Investment Holdings, Inc., which subsequently and immediately then merged with and into Ingram Micro, with Ingram Micro as the surviving entity (collectively, and together with the closing of the transactions contemplated by the Acquisition Agreement, the Equity Contribution and the Financing Transactions related to the acquisition, the “Imola Mergers”).

**Ingram Micro Holding Corporation has requested confidential treatment of this registration statement and associated correspondence pursuant to Rule 83 of the Securities and Exchange Commission.**

The diagram below depicts our simplified organizational structure following the Imola Mergers and the completion of this offering of our Common Stock, including the entities through which we predominantly conduct our Technology Solutions business in the countries indicated below. Such entities, which we consider to be our key operating subsidiaries, consist of Ingram Micro Inc. and certain indirectly wholly owned subsidiaries of Ingram Micro Inc., each of which is set forth below. This chart is provided for illustrative purposes only and does not purport to represent all legal entities owned or controlled by us.



**CLS Sale**

On December 8, 2021, we announced the sale of most of our Commerce and Lifecycle Services business, including Shipwire, our proprietary order management platform, and technology forward logistics and commerce

**Ingram Micro Holding Corporation has requested confidential treatment of this registration statement and associated correspondence pursuant to Rule 83 of the Securities and Exchange Commission.**

businesses, with operations in North America, Europe, Latin America and Asia-Pacific, to the CMA CGM Group, a France-based provider of global shipping and logistics, in exchange for consideration of approximately \$3.0 billion, subject to certain adjustments (the “CLS Sale”). Following the CLS Sale, we refer to such business, to the extent it remains, as “Other”. The transaction contemplated a primary closing date with respect to the vast majority of the operations that were the subject of the CLS Sale and successive deferred closings in respect of other operations. The primary closing of the transaction occurred on April 4, 2022 and the deferred closings were completed between the primary closing date of April 4, 2022 and November 16, 2022. In connection with the primary closing of the transaction on April 4, 2022, we entered into a transition services agreement (“TSA”) with CMA CGM Group, under which we are providing certain services, including logistical, IT and corporate services. The services provided under the TSA will terminate at various times but those that are not fully transitioned by the applicable specified time may be extended under certain circumstances to no later than 24 months from April 4, 2022. The majority of the human resources services that the Company was obligated to provide under the TSA were fully transitioned and completed at the end of December 2022. In addition, the majority of the operations and IT services were transitioned during 2023, and management expects the remaining services to be fully transitioned and completed by the end of April 2024. See Note 1, “Organization and Basis of Presentation,” to our audited consolidated financial statements. On April 4, 2022, we used a portion of the proceeds received from the primary closing of the CLS Sale to pay down the full outstanding balance of our \$500 million ABL Term Loan Facility. The business encompassed in the CLS Sale had \$781.0 million, \$853.1 million and \$399.2 million of net sales for the Predecessor 2021 Period, the Successor 2021 Period and Fiscal Year 2022 (Successor), respectively, and \$42.2 million, \$29.0 million and \$3.7 million of income from operations for the Predecessor 2021 Period, the Successor 2021 Period and Fiscal Year 2022 (Successor), respectively.

Morgan Stanley Bank, N.A., an affiliate of Morgan Stanley & Co. LLC, JPMorgan Chase Bank, N.A., an affiliate of J.P. Morgan Securities LLC, and Stifel Bank & Trust, an affiliate of Stifel, Nicolaus & Company, Incorporated, each an underwriter of this offering, are lenders, agents and joint lead arrangers and bookrunners under the ABL Term Loan Facility. As a result of the use of proceeds from the CLS Sale, such affiliates of the underwriters received a portion of the proceeds from the CLS Sale. See “Underwriting—Other Relationships.”

On April 29, 2022, the Company declared and paid a dividend to our current stockholders of approximately \$1.75 billion with proceeds from the primary closing of the CLS Sale.

**Summary Risk Factors**

An investment in our Common Stock involves a high degree of risk. Any of the factors set forth under “Risk Factors” may limit our ability to successfully execute our business strategy. You should carefully consider all of the information set forth in this prospectus, and, in particular, you should evaluate the specific factors set forth under “Risk Factors” in deciding whether to invest in our Common Stock. Among these important risks are the following:

- our ability to predict our results of operations, which may fluctuate significantly;
- our ability to continue to successfully develop and deploy Ingram Micro Xvantage;
- industry and market conditions, inflation, volatility and developments, including supply constraints across many elements of technology;
- the level of success of our acquisition and investment strategies;
- the provision of transition services to the buyer in the CLS Sale and our ability to adjust our cost base as those transition service agreements expire;



**Ingram Micro Holding Corporation has requested confidential treatment of this registration statement and associated correspondence pursuant to Rule 83 of the Securities and Exchange Commission.**

- the effect of the COVID-19 pandemic or other public health issues on our business;
- our ability to pay cash dividends and our ability to generate the funds necessary to meet our outstanding debt services and other obligations as our sole material asset after the completion of this offering is our direct interest in Ingram Micro Inc.;
- our ability to retain and recruit key personnel;
- the high level of competition in our industry;
- the effect of various political, geo-political and economic issues and our ability to comply with laws and regulations we are subject to, both in the United States and internationally;
- our ability to adjust to developments in the economic or regulatory environment;
- our financial leverage, which could adversely affect our ability to raise additional capital to fund our operations, and other risks related to indebtedness, which included \$3,920.0 million of outstanding debt as of December 30, 2023;
- our reliance on third-party service providers to facilitate the sale of our products and solutions;
- our ability to maintain existing customers and accurately forecast customer demand;
- our ability to maintain, upgrade and protect our information systems;
- Platinum’s significant influence over us and our status as a “controlled company” under the rules of the NYSE;
- the effect of the material weaknesses in our internal control over financial reporting may adversely affect investor confidence and the price of our Common Stock, or impair our ability to comply with applicable laws and regulations;
- the volatility of our stock price which may result in stockholders’ inability to sell shares at or above the price paid; and
- the other factors identified under the heading “Risk Factors” beginning on page 28 of this prospectus.

**Our Relationship with Our Sponsor**

Founded in 1995 by Tom Gores, Platinum is a global investment firm with approximately \$47 billion of assets under management and a portfolio of approximately 50 operating companies that serve customers around the world. Platinum specializes in mergers, acquisitions and operations—a trademarked strategy it calls M&A&O®—acquiring and operating companies in a broad range of business markets, including manufacturing, distribution, transportation and logistics, equipment rental, metals services, media and entertainment, technology, telecommunications and other industries. Over the past 28 years, Platinum has completed more than 450 acquisitions.

Following the consummation of the Imola Mergers, the Company (and/or one of its affiliates) and Platinum Advisors entered into a Corporate Advisory Services Agreement, dated as of July 2, 2021 (the “Advisory Agreement”), pursuant to which the Company engaged Platinum Advisors as a financial, transactional and management consultant. Under the Advisory Agreement, the Company has agreed to pay Platinum Advisors an annual management fee in an amount to be mutually agreed between the parties and to reimburse Platinum Advisors for its out-of-pocket costs and expenses incurred in connection with its services under the agreement. In 2023, the aggregate management fee was \$25 million. The Advisory Agreement contains customary indemnification provisions in favor of Platinum Advisors. The Advisory Agreement will be terminated upon the consummation of this offering.

**Ingram Micro Holding Corporation has requested confidential treatment of this registration statement and associated correspondence pursuant to Rule 83 of the Securities and Exchange Commission.**

In connection with this offering, we intend to enter into an investor rights agreement with Platinum (the “Investor Rights Agreement”). Pursuant to the Investor Rights Agreement, we will agree to nominate to our board of directors individuals designated by Platinum in accordance with the respective provisions set forth in the Investor Rights Agreement. Pursuant to the Investor Rights Agreement, Platinum will retain the right to designate a majority of our directors for so long as it beneficially owns at least 50% of the voting power of all shares of our outstanding stock entitled to vote generally in the election of our directors. See “Certain Relationships and Related Person Transactions—Agreements to Be Entered into in Connection with this Offering—Investor Rights Agreement” and “Description of Capital Stock.” Immediately following this offering, Platinum will beneficially own % of the voting power of our Common Stock, or % if the underwriters exercise in full their option to purchase additional shares of Common Stock from the selling stockholder, and Platinum’s interests may conflict with ours or yours in the future. See “Risk Factors—Risks Related to Our Relationship with Platinum and Being a “Controlled Company”—Platinum controls us, and its interests may conflict with ours or other stockholders’ in the future.” Even when Platinum ceases to own shares of our stock representing a majority of the total voting power, for so long as Platinum continues to own a significant percentage of our stock, it will still be able to significantly influence or effectively control the composition of our board of directors and the approval of actions requiring stockholder approval through its voting power. Accordingly, for such period of time, Platinum will have significant influence with respect to our management, business plans and policies, including the appointment and removal of our officers.

**Corporate Information**

Our business was founded in 1979 as Micro D Inc. Ingram Micro Holding Corporation (formerly known as Imola Holding Corporation) was incorporated on September 28, 2020 to serve as a holding company in connection with the Imola Mergers. Ingram Micro Holding Corporation had immaterial operations from September 28, 2020 to the Acquisition Closing Date. Our principal offices are located at 3351 Michelson Drive, Suite 100, Irvine, CA 92612. Our telephone number is (714) 566-1000. We maintain a website, [www.ingrammicro.com](http://www.ingrammicro.com). The information on, or that can be accessed through, our website is not part of this prospectus and you should not rely on any such information in making the decision whether to purchase shares of our Common Stock.

**Ingram Micro Holding Corporation has requested confidential treatment of this registration statement and associated correspondence pursuant to Rule 83 of the Securities and Exchange Commission.**

<b>The Offering</b>	
Issuer	Ingram Micro Holding Corporation
Common Stock offered by us	shares.
Underwriters' option to purchase additional shares of Common Stock from the selling stockholder	The selling stockholder has granted the underwriters an option to purchase up to an additional shares of Common Stock at the public offering price less underwriting discounts and commissions, for 30 days after the date of this prospectus.
Common Stock to be outstanding after this offering	shares (or shares if the underwriters exercise in full their option to purchase additional shares of Common Stock).
Use of proceeds	<p>We estimate that the net proceeds to us from this offering will be approximately \$ million, assuming an initial public offering price of \$ per share (the midpoint of the estimated price range set forth on the cover page of this prospectus), and after deducting the underwriting discounts and commissions and estimated offering expenses payable by us.</p> <p>If the underwriters exercise in full their option to purchase additional shares of Common Stock from the selling stockholder, we estimate that the net proceeds to the selling stockholder from this offering will be approximately \$ million, assuming an initial public offering price of \$ per share (the midpoint of the estimated price range set forth on the cover page of this prospectus), and after deducting the underwriting discounts and commissions and estimated offering expenses payable by us. We will not receive any such proceeds from the sale of shares by the selling stockholder if the underwriters exercise their option to purchase additional shares of Common Stock.</p> <p>We currently expect to use the net proceeds from the sale of shares of Common Stock in this offering to pay down a portion of the Term Loan Credit Facility. See "Use of Proceeds" beginning on page 72 for a more complete description of the intended use of proceeds from this offering and "Underwriting." Following the consummation of this offering and use of proceeds therefrom, we expect to have approximately \$ million of borrowing outstanding thereunder. See "Use of Proceeds" and "Capitalization."</p> <p>JPMorgan Chase Bank, N.A., an affiliate of J.P. Morgan Securities LLC, an underwriter of this offering, is a lender and joint lead arranger and bookrunner under the Term Loan Credit Facility. On or about February 1, 2024, JPMorgan Chase Bank, N.A. held approximately \$5,067,000 of term loans outstanding under the Term</p>

**Ingram Micro Holding Corporation has requested confidential treatment of this registration statement and associated correspondence pursuant to Rule 83 of the Securities and Exchange Commission.**

Controlled company	<p>Loan Credit Facility (which is approximately 0.36% of the outstanding borrowings thereunder). Jefferies Finance LLC, an affiliate of Jefferies LLC, an underwriter of this offering, is a lender under the Term Loan Credit Facility. On or about February 1, 2024, Jefferies Finance LLC held approximately \$7,782,100 of term loans outstanding under the Term Loan Credit Facility (which is approximately 0.57% of the outstanding borrowings thereunder). Stifel Bank &amp; Trust, an affiliate of Stifel, Nicolaus &amp; Company, Incorporated, an underwriter of this offering, is a lender and joint lead arranger and bookrunner under the Term Loan Credit Facility. On or about February 1, 2024, Stifel Bank &amp; Trust held approximately \$9,965,000 of term loans outstanding under the Term Loan Credit Facility (which is approximately 0.73% of the outstanding borrowings thereunder). As a result of the foregoing, in the event we repay a portion of the outstanding borrowings under the Term Loan Credit Facility with the net proceeds of this offering, then neither J.P. Morgan Securities LLC, Jefferies LLC, Stifel, Nicolaus &amp; Company, Incorporated, nor any of the other underwriters will have a “conflict of interest” with us within the meaning of Rule 5121, as administered by FINRA, as none of the underwriters are expected to receive more than 5% of the proceeds of this offering. See “Description of Material Indebtedness,” “Use of Proceeds” and “Underwriting.”</p>
Dividend policy	<p>After the completion of this offering, Platinum will continue to control approximately % of the voting power of our outstanding Common Stock (or % of the voting power of all of our outstanding shares of Common Stock if the underwriters exercise in full their option to purchase additional shares of Common Stock), and thus, in each case, hold more than a majority of the voting power of our outstanding Common Stock. As a result, we will be a “controlled company” under the NYSE corporate governance standards. Under these standards, a company of which more than 50% of the voting power is held by an individual, group, or another company is a “controlled company” and may elect not to comply with certain corporate governance standards. See “Management—Controlled Company Exception.”</p> <p>Beginning in the first full fiscal quarter following the completion of this offering, we anticipate paying a quarterly cash dividend at a rate initially equal to \$ per share per annum, or \$ per annum in the aggregate, on our Common Stock to holders of our Common Stock, and resulting in an annual yield of % based on a price of \$ per share, which is the midpoint of the estimated price range set forth on the cover page of this prospectus. Any decision to declare and pay dividends in the future will be, subject to our compliance with applicable law, made at the sole discretion of our board of directors and will depend on, among other things, general and economic conditions, our financial condition and results of operations, our available cash and current and anticipated cash needs, capital requirements, contractual and tax implications on</p>

**Ingram Micro Holding Corporation has requested confidential treatment of this registration statement and associated correspondence pursuant to Rule 83 of the Securities and Exchange Commission.**

	the payment of dividends by us to our stockholders or by our subsidiaries to us, including restrictions and subject to the covenants under our Credit Facilities, the Indenture governing the 2029 Notes and any other future indebtedness or preferred securities we may incur or issue, and such other factors as our board of directors may deem relevant. See “Dividend Policy” and “Description of Material Indebtedness.”
Exchange symbol	“INGM.”
Risk factors	You should read the “Risk Factors” section of this prospectus, together with all of the other information set forth in this prospectus, for a discussion of factors to consider carefully before deciding to invest in shares of our Common Stock.
The number of shares of our Common Stock outstanding after this offering is based on	shares outstanding as of , 2024, and excludes the following:
	<ul style="list-style-type: none"><li>• shares of Common Stock reserved for issuance under our new 2024 Stock Incentive Plan (the “2024 Plan”) which we intend to adopt in connection with this offering. See “Executive Compensation—Compensation Discussion and Analysis—2024 Compensation Decisions.”</li></ul>
Except as otherwise indicated, information in this prospectus reflects or assumes the following:	
	<ul style="list-style-type: none"><li>• no exercise of the underwriters’ option to purchase up to additional shares of Common Stock from the selling stockholder;</li><li>• an initial public offering price of \$ per share of Common Stock (the midpoint of the estimated price range set forth on the cover page of this prospectus); and</li><li>• the Offering Reorganization Transactions, which includes the effectiveness of our amended and restated certificate of incorporation, stock conversion and a -for- stock split, which will occur prior to the consummation of this offering.</li></ul>

**Ingram Micro Holding Corporation has requested confidential treatment of this registration statement and associated correspondence pursuant to Rule 83 of the Securities and Exchange Commission.**

**Summary Historical and Unaudited Pro Forma Condensed Combined Financial and Other Data**

The following tables present summary historical consolidated financial and unaudited pro forma condensed combined financial and other data for Ingram Micro Holding Corporation and its subsidiaries as of and for the periods indicated. For the purpose of discussing our financial results, (i) we refer to ourselves as the “Successor” in the periods following the Imola Mergers and the “Predecessor” during the periods preceding the Imola Mergers and (ii) we refer to the period from January 3, 2021 to July 2, 2021 as the “Predecessor 2021 Period” and the period from July 3, 2021 to January 1, 2022 as the “Successor 2021 Period.” The financial information of the Company has been separated by a vertical line on the face of the consolidated financial statements to distinguish the Successor and Predecessor periods. See Note 1, “Organization and Basis of Presentation,” to our audited consolidated financial statements. The Company’s summary historical financial data for the Predecessor 2021 Period, Successor 2021 Period, as of January 1, 2022 (Successor), for the respective periods as of and for the Fiscal Years ended December 31, 2022 (Successor), or Fiscal Year 2022 (Successor), and December 30, 2023 (Successor), or Fiscal Year 2023 (Successor), have been derived from our audited consolidated financial statements, which are included elsewhere in this prospectus. In addition, this “Summary Historical and Unaudited Pro Forma Condensed Combined Financial and Other Data” has been corrected to give effect to the revision of our consolidated balance sheet and consolidated statements of cash flows, as more fully described in Note 2, “Significant Accounting Policies—Revision of Previously Issued Consolidated Financial Statements”, to our audited consolidated financial statements. The results of operations for any period are not necessarily indicative of our future financial condition or results of operations.

To facilitate comparability of Fiscal Year 2022 (Successor) and Fiscal Year 2023 (Successor) to the fiscal year ended January 1, 2022, we have also included summary unaudited pro forma condensed combined financial information for key financial metrics and results of operations for the year ended January 1, 2022 (the “Unaudited Pro Forma 2021 Combined Period”), which gives effect to the Imola Mergers as if they had occurred on January 3, 2021. The summary unaudited pro forma condensed combined financial data has been derived from our unaudited pro forma condensed combined statement of income included elsewhere in this prospectus. The summary unaudited pro forma condensed combined financial data is presented for illustrative purposes only and is not necessarily indicative of the operating results that would have occurred if such transactions had been consummated on the date indicated, nor is it indicative of future operating results. See “Unaudited Pro Forma Condensed Combined Statement of Income.”

The information set forth below under the column heading “As Adjusted” gives effect to the effectiveness of our amended and restated certificate of incorporation and stock conversion, each of which will occur prior to the consummation of this offering. The information set forth below under the column heading “As Further Adjusted” further adjusts for the consummation of this offering and use of proceeds therefrom by giving further effect to (i) the sale by us of \_\_\_\_\_ shares of Common Stock in this offering at an assumed initial public offering price of \$ \_\_\_\_\_ per share (the midpoint of the estimated price range set forth on the cover of this prospectus) and (ii) the application of the net proceeds to be received by us as described in “Use of Proceeds.”

**Ingram Micro Holding Corporation has requested confidential treatment of this registration statement and associated correspondence pursuant to Rule 83 of the Securities and Exchange Commission.**

You should read the following summary financial and other data below together with the information under “Capitalization,” “Management’s Discussion and Analysis of Financial Condition and Results of Operations” and our audited consolidated financial statements and related notes and our unaudited pro forma condensed combined financial statements and related notes, each included elsewhere in this prospectus.

	<u>Predecessor</u>	<u>Successor</u>	<u>Combined Unaudited Pro Forma</u>	<u>Successor</u>	
	<u>Predecessor 2021 Period Period from January 3, 2021 to July 2, 2021</u>	<u>Successor 2021 Period Period from July 3, 2021 to January 1, 2022</u>	<u>Combined 2021 Period Fiscal Year Ended January 1, 2022</u>	<u>Fiscal Year 2022 Year Ended December 31, 2022</u>	<u>Fiscal Year 2023 Year Ended December 30, 2023</u>
<b>(Amounts in thousands, except share and per share data)</b>					
<b>Consolidated Statement of Income Data:</b>					
Net sales	\$ 26,406,869	\$ 28,048,703	\$ 54,455,572	\$ 50,824,490	\$ 48,053,046
Cost of sales	24,419,489	25,925,610	50,345,099	47,131,098	44,504,074
Gross profit	1,987,380	2,123,093	4,110,473	3,693,392	3,548,972
<b>Operating expenses (income):</b>					
Selling, general and administrative	1,459,364	1,684,170	3,203,846	2,716,234	2,576,023
Merger-related costs	2,314	114,332	116,646	1,910	—
Restructuring costs	202	831	1,033	10,138	18,797
Gain on CLS Sale	—	—	—	(2,283,820)	—
Total operating expenses	1,461,880	1,799,333	3,321,525	444,462	2,594,820
Income from operations	525,500	323,760	788,948	3,248,930	954,152
<b>Other (income) expense:</b>					
Interest income	(11,744)	(6,306)	(18,050)	(22,911)	(34,977)
Interest expense	44,281	183,208	312,642	320,230	380,191
Net foreign currency exchange loss	1,419	17,473	18,892	69,597	42,070
Other (income) expense	(13,410)	12,628	(782)	67,473	34,562
Total other (income) expense	20,546	207,003	312,702	434,389	421,846
Income before income taxes	504,954	116,757	476,246	2,814,541	532,306
Provision for income taxes	126,479	20,023	110,136	420,052	172,257
Net income	\$ 378,475	\$ 96,734	\$ 366,110	\$ 2,394,489	\$ 360,049
Weighted average shares of common stock outstanding	100	26,473	26,427	26,580	26,580
Basic and diluted earnings per share for Class A and Class B shares	3,784,750	3,654	13,854	90,086	13,546



Ingram Micro Holding Corporation has requested confidential treatment of this registration statement and associated correspondence pursuant to Rule 83 of the Securities and Exchange Commission.

(Amounts in thousands)	<u>Successor</u> <u>December 31,</u> <u>2022</u>	<u>Actual</u> <u>December 30,</u> <u>2023</u>	<u>As</u> <u>Adjusted (1)</u> <u>December 30,</u> <u>2023</u>	<u>As Further</u> <u>Adjusted (2)</u> <u>December 30,</u> <u>2023</u>
<b>Balance Sheet Data:</b>				
Cash and cash equivalents	\$ 1,320,137	\$ 948,490	\$	\$
Property and equipment, net	349,450	452,613		
Total assets	19,087,975	18,426,439		
Total liabilities	16,029,907	14,912,813		
Total stockholders' equity	3,058,068	3,513,626		
<p>(1) Gives effect to our amended and restated certificate of incorporation and stock conversion, each of which will occur prior to the consummation of this offering.</p> <p>(2) Gives effect to the adjustments set forth in note (1) above as well as: (i) the sale by us of _____ shares of Common Stock in this offering at an assumed initial public offering price of \$ _____ per share (the midpoint of the estimated price range set forth on the cover of this prospectus) and (ii) the application of the net proceeds to be received by us as described in "Use of Proceeds."</p>				
(Amounts in thousands)	<u>Predecessor</u> <u>Predecessor</u> <u>2021 Period</u> <u>Period from</u> <u>January 3,</u> <u>2021 to July 2,</u> <u>2021</u>	<u>Successor</u> <u>2021 Period</u> <u>Period from</u> <u>July 3, 2021</u> <u>to January 1,</u> <u>2022</u>	<u>Successor</u> <u>Fiscal</u> <u>Year 2022</u> <u>Year Ended</u> <u>December</u> <u>31,</u> <u>2022</u>	<u>Fiscal</u> <u>Year 2023</u> <u>Year Ended</u> <u>December 30,</u> <u>2023</u>
<b>Cash Flow Data:</b>				
Net cash (used in) provided by:				
Operating activities	\$ (614,064)	\$ 231,763	\$ (361,109)	\$ 58,704
Capital expenditures	(63,160)	(86,584)	(135,785)	(201,535)
Other investing activities	32,437	(7,635,655)	3,164,553	183,821
Financing activities	798,388	7,257,854	(2,465,313)	(477,820)

**Ingram Micro Holding Corporation has requested confidential treatment of this registration statement and associated correspondence pursuant to Rule 83 of the Securities and Exchange Commission.**

**Non-GAAP Financial Measures**

We monitor the following key non-GAAP financial measures to help us evaluate our business, identify trends affecting our business, measure our performance, formulate business plans and make strategic decisions. Certain judgments and estimates are inherent in our processes to calculate these metrics. We believe that, in addition to our results determined in accordance with GAAP the following metrics are useful in evaluating our business and the underlying trends that are affecting our performance.

	<u>Predecessor</u>	<u>Successor</u>	<u>Combined</u>	<u>Successor</u>	
	<u>Predecessor</u>	<u>Successor</u>	<u>Unaudited</u>	<u>Fiscal Year</u>	<u>Fiscal Year</u>
	<u>2021 Period</u>	<u>2021 Period</u>	<u>Pro Forma</u>	<u>2022</u>	<u>2023</u>
	<u>Period from</u>	<u>Period from</u>	<u>Combined</u>	<u>Year Ended</u>	<u>Year Ended</u>
	<u>January 3,</u>	<u>July 3, 2021</u>	<u>2021 Period</u>	<u>December 31,</u>	<u>December 30,</u>
	<u>2021 to July 2,</u>	<u>to January 1,</u>	<u>Fiscal Year</u>	<u>2022</u>	<u>2023</u>
	<u>2021</u>	<u>2022</u>	<u>Ended</u>	<u>2022</u>	<u>2023</u>
	<u>January 1,</u>	<u>January 1,</u>	<u>2022</u>	<u>2022</u>	<u>2023</u>
<b>(Amounts in thousands)</b>					
<b>Non-GAAP Financial Data</b>					
Adjusted Income from Operations (1)	\$ 549,684	\$ 613,906	\$1,134,441	\$ 1,162,132	\$ 1,113,366
Adjusted Income from Operations Margin (1)	2.08%	2.19%	2.08%	2.29%	2.32%
Adjusted Return on Invested Capital (2)	21.7%	14.4%		14.1%	12.5%
EBITDA (3)	\$ 637,033	\$ 431,143	\$1,045,806	\$ 3,308,971	\$ 1,061,668
Adjusted EBITDA (3)	\$ 647,770	\$ 746,278	\$1,384,178	\$ 1,349,399	\$ 1,362,897
Adjusted Free Cash Flow (4)	\$ (626,795)	\$ 205,483		\$ (351,891)	\$ 19,791

(1) Adjusted Income from Operations and Adjusted Income from Operations Margin:

To provide investors with additional information regarding our financial results, we have disclosed in the table above and elsewhere in this prospectus Adjusted Income from Operations and Adjusted Income from Operations Margin, each of which is a non-GAAP financial measure. Adjusted Income from Operations means income from operations plus (i) amortization of intangibles, (ii) restructuring costs, (iii) integration and transition costs and (iv) advisory fee paid to Platinum Advisors under the Advisory Agreement. Adjusted Income from Operations Margin means Adjusted Income from Operations divided by net sales. Adjusted Income from Operations and Adjusted Income from Operations Margin have limitations as analytical tools, and you should not consider either measure in isolation or as a substitute for analysis of our results as reported under GAAP. Adjusted Income from Operations is a key measure used by our management and board of directors to understand and evaluate our operating performance and trends by removing the impact of non-operational factors.

**Ingram Micro Holding Corporation has requested confidential treatment of this registration statement and associated correspondence pursuant to Rule 83 of the Securities and Exchange Commission.**

The following table reconciles income from operations and Adjusted Income from Operations for each of the periods indicated:

	<u>Predecessor</u>	<u>Successor</u>	<u>Combined</u>	<u>Successor</u>	
	Predecessor 2021 Period Period from January 3, 2021 to July 2, 2021	Successor 2021 Period Period from July 3, 2021 to January 1, 2022	Unaudited Pro Forma Combined 2021 Period Fiscal Year Ended January 1, 2022	Fiscal Year 2022 Year Ended December 31, 2022	Fiscal Year 2023 Year Ended December 30, 2023
(Amounts in thousands)					
Income from operations	\$ 525,500	\$ 323,760	\$ 788,948	\$ 3,248,930	\$ 954,152
Amortization of intangibles	31,799	50,462	100,924	91,039	87,003
Restructuring costs	202	831	1,033	10,138	18,797
Integration and transition costs (a)	(7,817)	226,353	218,536	(2,212,975)	28,414
Advisory fee	—	12,500	25,000	25,000	25,000
<b>Adjusted Income from Operations</b>	<b><u>\$ 549,684</u></b>	<b><u>\$ 613,906</u></b>	<b><u>\$ 1,134,441</u></b>	<b><u>\$ 1,162,132</u></b>	<b><u>\$ 1,113,366</u></b>
Net sales	<u>26,406,869</u>	<u>28,048,703</u>	<u>54,455,572</u>	<u>50,824,490</u>	<u>48,053,046</u>
Income from operations margin	1.99%	1.15%	1.45%	6.39%	1.99%
<b>Adjusted Income from Operations Margin</b>	<b>2.08%</b>	<b>2.19%</b>	<b>2.08%</b>	<b>2.29%</b>	<b>2.32%</b>

- (a) Includes the gain on CLS Sale.
- (2) Adjusted Return on Invested Capital:

Adjusted Return on Invested Capital is defined as Adjusted Net Income divided by the invested capital for the period. Adjusted Net Income for a particular period is defined as net income plus (i) other income/expense, (ii) amortization of intangibles, (iii) restructuring costs, (iv) integration and transition costs, (v) the advisory fee paid to Platinum Advisors under the Advisory Agreement plus (vi) the GAAP tax provisions for and/or valuation allowances on items (i), (ii), (iii), (iv) and (v) plus (vii) the GAAP tax provisions for and/or valuation allowances on large non-recurring or discrete items. Invested capital is equity plus debt less cash and cash equivalents at the end of each period. Adjusted Return on Invested Capital provides a measure of the efficiency with which the Company invests its capital in the business. Adjusted Return on Invested Capital incorporates elements of both profit generation and the capital invested in the business and provides a meaningful gauge of the level of overall value generation when compared to the weighted average cost of capital. This methodology provides a clearer picture to investors of the ongoing business irrespective of temporary volatility that may result from non-recurring business activities including tax impacts thereon. See “Management’s Discussion and Analysis of Financial Condition and Results of Operations—Non-GAAP Financial Measures.”

**Ingram Micro Holding Corporation has requested confidential treatment of this registration statement and associated correspondence pursuant to Rule 83 of the Securities and Exchange Commission.**

To provide investors with additional information regarding our financial results, we have disclosed in the table below and elsewhere in this prospectus Return on Invested Capital.

	Predecessor	Successor		
	Predecessor 2021 Period from January 3, 2021 through July 2, 2021	Successor 2021 Period from July 3, 2021 through January 1, 2022	Fiscal Year 2022	Fiscal Year 2023
(Amounts in thousands)				
Net income	\$ 378,475	\$ 96,734	\$ 2,394,489	\$ 360,049
Provision for income taxes	126,479	20,023	420,052	172,257
Total other (income) expense	20,546	207,003	434,389	421,846
Income from operations	525,500	323,760	3,248,930	954,152
Income taxes on income from operations (1)	(130,781)	(40,798)	(508,949)	(258,423)
<b>Income from operations after taxes</b>	<b>394,719</b>	<b>282,962</b>	<b>2,739,981</b>	<b>695,729</b>
Stockholders' equity	5,161,145	2,693,429	3,058,068	3,513,626
Long-term debt	7,687	4,640,888	4,174,027	3,657,889
Short-term debt and current maturities of long-term debt	149,234	179,332	200,327	262,070
Cash and cash equivalents (2)	(1,553,079)	(1,251,608)	(1,320,137)	(948,490)
<b>Invested capital</b>	<b>3,764,987</b>	<b>6,262,041</b>	<b>6,112,285</b>	<b>6,485,095</b>
<b>Return on invested capital (3)(4)</b>	<b>21.0%</b>	<b>9.0%</b>	<b>44.8%</b>	<b>10.7%</b>
Period in weeks for non-52 week periods	26	26	52	52
Number of weeks	52	52	52	52

- (1) Income taxes on income from operations was calculated by excluding the current and deferred income taxes associated with total other (income) expenses from the provision for income taxes for all respective periods.
- (2) Cash and cash equivalents for the Successor 2021 Period includes \$23,729 of cash held for sale.
- (3) Return on Invested Capital is defined as income from operations, after taxes, divided by the invested capital for the period. Income from operations, after taxes, for a particular period is defined as (i) net income plus (ii) the GAAP provision for income taxes plus (iii) other income/expense less (iv) the GAAP provision for income taxes on the sum of (i), (ii) and (iii). Invested capital is equal to stockholders' equity plus long-term debt plus short-term debt and the current maturities of long-term debt less cash and cash equivalents at the end of each period.
- (4) Calculation for Fiscal Year 2022 (Successor) includes a gain of \$2,283,820 as a result of the CLS Sale.

**Ingram Micro Holding Corporation has requested confidential treatment of this registration statement and associated correspondence pursuant to Rule 83 of the Securities and Exchange Commission.**

The following table reconciles net income to Adjusted Return on Invested Capital for each of the periods indicated:

	<u>Predecessor</u>	<u>Successor</u>		
	<u>Predecessor</u> <u>2021 Period</u> <u>Period from</u> <u>January 3,</u> <u>2021 through</u> <u>July 2,</u> <u>2021</u>	<u>Successor</u> <u>2021 Period</u> <u>Period from</u> <u>July 3, 2021</u> <u>through</u> <u>January 1,</u> <u>2022</u>	<u>Fiscal Year</u> <u>2022</u>	<u>Fiscal Year</u> <u>2023</u>
<b>(Amounts in thousands)</b>				
Net income	\$ 378,475	\$ 96,734	\$ 2,394,489	\$ 360,049
Pre-tax adjustments:				
Other (income) expense	20,546	207,003	434,389	421,846
Amortization of intangibles	31,799	50,462	91,039	87,003
Restructuring costs	202	831	10,138	18,797
Integration and transition costs	(7,817)	226,353	70,845	28,414
Advisory fee	—	12,500	25,000	25,000
Gain on CLS Sale	—	—	(2,283,820)	—
Tax adjustments:				
Tax impact of pre-tax adjustments excluding gain on CLS Sale (a)	(10,123)	(63,373)	(125,486)	(124,510)
Tax impact of Luxembourg valuation allowance reversal (b)	—	(63,519)	—	—
Tax impact of gain on CLS Sale (c)	—	(11,115)	246,450	—
Other discrete items (d)	(6,316)	(1,585)	(3,067)	(3,841)
Adjusted Net Income	\$ 406,766	\$ 454,291	\$ 859,977	\$ 812,758
Stockholders' equity	5,161,145	2,693,429	3,058,068	3,513,626
Long-term debt	7,687	4,640,888	4,174,027	3,657,889
Short-term debt and current maturities of long-term debt	149,234	179,332	200,327	262,070
Cash and cash equivalents (e)	(1,553,079)	(1,251,608)	(1,320,137)	(948,490)
Invested capital	3,764,987	6,262,041	6,112,285	6,485,095
Number of Days	181	183	364	364
<b>Adjusted Return on Invested Capital</b>	<b>21.7%</b>	<b>14.4%</b>	<b>14.1%</b>	<b>12.5%</b>

- (a) Tax impact of pre-tax adjustments (excluding tax on the gain on CLS Sale, which is presented separately in item (c) below) reflects the current and deferred income taxes associated with the above pre-tax adjustments in arriving at Adjusted Net Income.
- (b) In the Successor 2021 Period, we concluded that NOL's related to our Luxembourg treasury operations, would be more likely than not realizable, which resulted in a valuation allowance release that generated a non-cash income tax benefit of \$63,519. We excluded the material change in our valuation allowance to provide a more meaningful evaluation of current operating income.
- (c) In the Successor 2021 Period, we excluded certain tax adjustments included within our provision for income taxes under GAAP for temporary and permanent differences in stock basis and pre-transaction intercompany sales related to the CLS Sale to provide a more meaningful evaluation of our operating performance. In Fiscal Year 2022 (Successor), we recorded \$246,450 tax expense related to the gain on CLS Sale.
- (d) Other discrete items represent non-recurring adjustments resulting from valuation allowance adjustments of (\$11,478), \$4,257 and (\$2,608) in the Predecessor 2021 Period, Fiscal Year 2022 (Successor) and Fiscal

**Ingram Micro Holding Corporation has requested confidential treatment of this registration statement and associated correspondence pursuant to Rule 83 of the Securities and Exchange Commission.**

Year 2023 (Successor); adjustments of uncertain tax liabilities of \$1,484, (\$2,759) and (\$5,710) in the Predecessor 2021 Period, Successor 2021 Period and Fiscal Year 2022 (Successor); and other minor non-recurring items.

(e) Cash and cash equivalents for the Successor 2021 Period includes \$23,729 of cash held for sale.

(3) EBITDA and Adjusted EBITDA:

To provide investors with additional information regarding our financial results, we have disclosed in the table above and elsewhere in this prospectus EBITDA and Adjusted EBITDA, each a non-GAAP financial measure. EBITDA is calculated as net income before net interest expense, income taxes, depreciation and amortization expenses. We define Adjusted EBITDA as EBITDA adjusted to give effect to (i) restructuring costs incurred primarily related to employee termination benefits in connection with actions to align our cost structure in certain markets, (ii) net realized and unrealized foreign currency exchange gains and losses including net gains and losses on derivative instruments not receiving hedge accounting treatment, (iii) costs of integration, transition, and operational improvement initiatives primarily related to professional, consulting, integration and implementation costs associated with the Imola Mergers, as well as consulting, retention and transition costs associated with our organizational effectiveness programs charged to selling, general and administrative expenses, (iv) annual advisory fee paid to Platinum Advisors, (v) cash-based compensation expense associated with our cash-based long-term incentive program for certain employees in lieu of equity-based compensation and (vi) certain other items as defined in our Credit Agreements.

We regularly monitor EBITDA and Adjusted EBITDA internally to conduct and measure our business and evaluate the performance of our consolidated operations. Management believes that in addition to our results determined in accordance with GAAP, EBITDA and Adjusted EBITDA are useful in evaluating our business and the underlying trends that are affecting our performance because they are key measures used by our management, Platinum and board of directors to evaluate our operating performance, generate future operating plans and make strategic decisions regarding the allocation of capital. In particular, the exclusion of certain expenses in calculating EBITDA and Adjusted EBITDA facilitate operating performance comparisons on a period-to-period basis and excludes items that we do not consider to be indicative of our core operating performance. See “Management’s Discussion and Analysis of Financial Condition and Results of Operations—Non-GAAP Financial Measures.”

EBITDA and Adjusted EBITDA are non-GAAP financial measures and are not intended to replace financial performance measures determined in accordance with GAAP, such as income from operations and net income. Rather, we present EBITDA and Adjusted EBITDA as supplemental measures of our performance. As non-GAAP financial measures, our computation of EBITDA and Adjusted EBITDA may vary from similarly termed non-GAAP financial measures used by other companies, making comparisons with other companies on the basis of these measures impracticable.

EBITDA and Adjusted EBITDA are used to facilitate a comparison of the ordinary, ongoing and customary course of our operations on a consistent basis from period to period and provides an additional understanding of factors and trends affecting our business. Such measures do not necessarily indicate whether cash flow will be sufficient or available to meet our cash requirements and may not be indicative of our historical operating results, nor are such measures meant to be predictive of our future results. EBITDA and Adjusted EBITDA have limitations as an analytical tool, and you should not consider them in isolation or as a substitute for analysis of our results as reported under GAAP. Some of these limitations are:

- they do not reflect our cash expenditures or future requirements for capital expenditures or contractual commitments;
- they do not reflect changes in, or cash requirements for, our working capital needs;

**Ingram Micro Holding Corporation has requested confidential treatment of this registration statement and associated correspondence pursuant to Rule 83 of the Securities and Exchange Commission.**

- they do not reflect the significant interest expense, or the cash requirements necessary, to service interest or principal payments on our debts;
- although depreciation and amortization are non-cash charges, the assets being depreciated and amortized will often need to be replaced in the future and EBITDA and Adjusted EBITDA do not reflect any cash requirements that would be required for such replacements; and
- some of the exceptional items that we eliminate in calculating EBITDA and Adjusted EBITDA reflect cash payments that were made, or will in the future be made.

The following table reconciles net income to EBITDA and Adjusted EBITDA for each of the periods indicated:

	Predecessor	Successor	Combined Unaudited Pro Forma Combined	Successor	
	Predecessor 2021 Period Period from January 3, 2021 to July 2, 2021	Successor 2021 Period Period from July 3, 2021 to January 1, 2022	2021 Period Fiscal Year Ended January 1, 2022	Fiscal Year 2022	Fiscal Year 2023
				Year Ended December 31, 2022	Year Ended December 30, 2023
<b>(Amounts in thousands)</b>					
Net income	\$ 378,475	\$ 96,734	\$ 366,110	\$ 2,394,489	\$ 360,049
Interest income	(11,744)	(6,306)	(18,050)	(22,911)	(34,977)
Interest expense	44,281	183,208	312,642	320,230	380,191
Provision for income taxes	126,479	20,023	110,136	420,052	172,257
Depreciation and amortization	99,542	137,484	274,968	197,111	184,148
<b>EBITDA</b>	<b>\$ 637,033</b>	<b>\$ 431,143</b>	<b>\$1,045,806</b>	<b>\$ 3,308,971</b>	<b>\$ 1,061,668</b>
Restructuring costs	202	831	1,033	10,138	18,797
Net foreign currency exchange loss	1,419	17,473	18,892	69,597	42,070
Integration, transition and operational improvement costs (a)	(7,817)	242,400	234,583	(2,163,975)	127,261
Advisory fee	—	12,500	25,000	25,000	25,000
Cash-based compensation expense	27,428	28,576	56,004	35,418	31,041
Other	(10,495)	13,355	2,860	64,250	57,060
<b>Adjusted EBITDA</b>	<b>\$ 647,770</b>	<b>\$ 746,278</b>	<b>\$1,384,178</b>	<b>\$ 1,349,399</b>	<b>\$ 1,362,897</b>

(a) Includes the gain on CLS Sale.

(4) Adjusted Free Cash Flow:

We regularly monitor Adjusted Free Cash Flow internally to conduct and measure our business and evaluate the performance of our consolidated operations and the generation of cash to fund financing and investing needs outside of capital expenditures. To provide investors with additional information regarding our financial results, we have disclosed in the table above and elsewhere in this prospectus Adjusted Free Cash Flow, a non-GAAP financial measure. Adjusted Free Cash Flow means net income adjusted to give effect to (i) depreciation and amortization, (ii) other non-cash items and changes to non-working capital assets/liabilities, (iii) changes in working capital, (iv) proceeds from the deferred purchase price of factored receivables and (v) capital expenditures. Adjusted Free Cash Flow has limitations as an analytical tool, and you should not consider it in isolation or as a substitute for analysis of our results as reported under GAAP.



**Ingram Micro Holding Corporation has requested confidential treatment of this registration statement and associated correspondence pursuant to Rule 83 of the Securities and Exchange Commission.**

The following table reconciles net income to Adjusted Free Cash Flow for each of the periods indicated:

	Predecessor	Successor		
	Predecessor 2021 Period Period from January 3, 2021 to July 2, 2021	Successor 2021 Period Period from July 3, 2021 to January 1, 2022	Fiscal Year 2022 Year Ended December 31, 2022	Fiscal Year 2023 Year Ended December 30, 2023
(Amounts in thousands)				
Net income	\$ 378,475	\$ 96,734	\$ 2,394,489	\$ 360,049
Depreciation and amortization	99,542	137,484	197,111	184,148
Other non-cash items and changes to non-working capital assets/liabilities	(286,637)	182,343	(2,512,074)	(173,183)
Changes in working capital	(805,444)	(184,798)	(440,635)	(312,310)
Cash provided by (used by) operating activities	(614,064)	231,763	(361,109)	58,704
Capital expenditures	(63,160)	(86,584)	(135,785)	(201,535)
Proceeds from deferred purchase price of factored receivables	50,429	60,304	145,003	162,622
<b>Adjusted Free Cash Flow</b>	<b>\$ (626,795)</b>	<b>\$ 205,483</b>	<b>\$ (351,891)</b>	<b>\$ 19,791</b>

**Ingram Micro Holding Corporation has requested confidential treatment of this registration statement and associated correspondence pursuant to Rule 83 of the Securities and Exchange Commission.**

**RISK FACTORS**

*An investment in our Common Stock involves risk. You should carefully consider the following risks described below, as well as the other information included in this prospectus, including "Management's Discussion and Analysis of Financial Condition and Results of Operations," and the consolidated financial statements and related notes, before investing in our Common Stock. Any of the following risks could materially and adversely affect our business, results of operations, financial condition, cash flows or growth prospects. The selected risks described below, however, are not the only risks facing us. Additional risks and uncertainties not currently known to us or those we currently view to be immaterial may also materially and adversely affect our business, results of operations, financial condition or growth prospects. In such a case, the trading price of our Common Stock could decline, and you may lose all or part of your investment.*

*This prospectus also contains forward-looking statements that involve risks and uncertainties. See "Cautionary Note Regarding Forward-Looking Statements." The Company's actual results could differ materially and adversely from those anticipated in these forward-looking statements as a result of certain factors.*

**Risks Related to Our Business and Our Industry**

***Our quarterly results have fluctuated significantly.***

Our quarterly operating results have fluctuated significantly in the past and will likely continue to do so in the future as a result of:

- general changes in economic or geopolitical conditions, including changes in legislation or regulatory environments in which we operate and changes in import and export regulations, tariffs or taxes and duties;
- competitive conditions in our industry, which may impact the prices charged and terms and conditions imposed by our vendors and/or competitors and the prices we charge our customers, which in turn may negatively impact our revenues and/or gross margins;
- variations in purchase discounts and rebates from vendors based on various factors, including changes to sales or purchase volume, changes to objectives set by the vendors and changes in timing of receipt of discounts and rebates;
- seasonal variations in the demand for our products and services, which historically have included lower demand in Europe during the summer months, worldwide pre-holiday stocking in the retail and e-tail channels during the September-to-December period and the seasonal increase in demand for our fulfillment services in the fourth quarter, which affects our operating expenses and gross margins;
- changes in businesses' and consumers' purchasing behaviors, including the rates at which they replace or upgrade technology solutions, and the impacts that fluctuating demand across different product categories, which also carry varying profitability and working capital profiles, can have on our overall results;
- changes in product mix, including entry or expansion into new markets, new product offerings and the exit or retraction of certain business;
- the impact of and possible disruption caused by integration and reorganization of our businesses and efforts to improve our IT capabilities, as well as the related expenses and/or charges;
- currency fluctuations in countries in which we operate;
- variations in our levels of excess inventory and doubtful accounts, and changes in the terms of vendor-sponsored programs such as price protection and return rights;

**Ingram Micro Holding Corporation has requested confidential treatment of this registration statement and associated correspondence pursuant to Rule 83 of the Securities and Exchange Commission.**

- changes in the level of our operating expenses;
- the impact of acquisitions and divestitures;
- variations in the mix of profits between multiple tax jurisdictions, including losses in certain tax jurisdictions in which we are not able to record a tax benefit, as well as changes in assessments of uncertain tax positions or changes in the valuation allowances on our deferred tax assets, which could affect our provision for taxes and effective tax rate;
- the occurrence of unexpected events or the resolution of existing uncertainties, including, but not limited to, litigation or regulatory matters;
- the loss or consolidation of one or more of our major vendors or customers;
- product supply constraints; and
- inflation, interest rate fluctuations and/or credit market volatility, which may increase our borrowing costs and may influence the willingness or ability of customers and end users to purchase products and services.

These historical variations in our business may not be indicative of future trends in the near term. We believe that investors should not rely on period-to-period comparisons of our operating results as an indication of future performance. In addition, the results of any quarterly period are not indicative of results to be expected for a full fiscal year.

***We have invested, and will continue to invest, significant resources in the development and deployment of Ingram Micro Xvantage, and if Ingram Micro Xvantage is not successful, our business, results of operations, financial condition and cash flows could be adversely impacted.***

We have made, and expect to continue to make, substantial investments to develop a transformative digital platform to provide a singular experience for our customers to consume technology and accelerate the benefits innovative technology brings to our customers. However, we may not be able to continue to successfully develop or effectively implement Ingram Micro Xvantage in a timely, cost-effective, compliant and responsible manner. Any difficulties in implementing or integrating Ingram Micro Xvantage, or failures in including appropriate cybersecurity and data privacy protections within the platform, could have an adverse effect on our business, results of operations, financial condition and cash flows.

Further, if our competitors develop and introduce similar services in the future, our future success will depend, in part, on our ability to develop and provide competitive technologies, and we may not be able to do so timely, effectively or at all. As AI and other technologies improve in the future, we may be required to make significant capital expenditures to remain competitive, which may have an adverse effect on our results of operations, and our failure to do so in a timely, cost-effective, compliant and responsible manner may adversely impact our growth, revenue and profit. There is also no guarantee that such investment in Ingram Micro Xvantage, AI or future technologies will create additional efficiencies in our operations.

***Our acquisition and investment strategies may not produce the expected benefits, which may adversely affect our results of operations.***

We have made, and expect to continue to make, acquisitions or investments in companies around the world to further our strategic objectives and support key business initiatives. Acquisitions and investments involve risks and uncertainties, some of which may differ from those historically associated with our operations. In 2019, we completed the acquisition of Abbakan, a cybersecurity value-add distributor in France. In 2020, we completed the acquisition of Ictivity B.V., a Netherlands-based company that offers consulting, implementation and managed services, and Harmony PSA Holding Limited, a company based in the United Kingdom, specializing in professional services automation. In 2021, we completed the acquisitions of Canal Digital, S.A., an IT distributor

**Ingram Micro Holding Corporation has requested confidential treatment of this registration statement and associated correspondence pursuant to Rule 83 of the Securities and Exchange Commission.**

in Colombia, BR Link, a managed services provider in Brazil, and Keenondots, a platform-as-a-service business in the Netherlands. In each case, we made these acquisitions to enhance our existing portfolio of products and services. In 2021, we were also indirectly acquired by Platinum. The Imola Mergers are expected to result in cost savings, operating synergies and other benefits, which may not be realized fully, if at all. Significant risks and uncertainties related to our acquisition and investment strategies that could materially and adversely affect our financial performance include the following:

- acquisitions that do not strategically align with our goals and growth initiatives;
- valuation methodologies that result in overpayment for an asset;
- failure to identify risks during due diligence processes or to accurately quantify the probability, severity and potential impact of the risks on our business;
- exposure to new regulations, such as those relating to U.S. federal government procurement regulations, those in new geographies or those applicable to new products or services;
- inability to successfully integrate the acquired businesses, which may be more difficult, costly and time-consuming than anticipated, including inability to retain key management associates and other personnel who could be critical to the acquisition strategy, current business operations and growth potential of the acquired operations; difficulties realizing revenue and cost savings synergies, which could hamper the growth and profitability of the core business operations and lead to distraction of management; difficulties with integrating different business systems and technology platforms and consolidating corporate, administrative, technological and operational infrastructures;
- distraction of management's attention away from existing business operations while coordinating and integrating new and sometimes geographically dispersed organizations;
- insufficient profit generation to offset liabilities assumed and expenses associated with the investment strategy;
- inability to preserve our and the acquired company's customer, supplier and other important relationships;
- inability to successfully protect and defend acquired intellectual property rights;
- inability to adapt to challenges of new markets, including geographies, products and services, or to identify new profitable business opportunities from expansion of existing products or services;
- inability to adequately bridge possible differences in cultures, business practices and management philosophies;
- inability to successfully operate in a new line of business;
- substantial increases in our debt; and
- issues not discovered in our due diligence process.

In addition, we may divest business units that do not meet our strategic, financial and/or risk tolerance objectives. No assurance can be given that we will be able to dispose of business units on favorable terms or without significant costs.

***In connection with the primary closing and deferred closing of the CLS Sale, we are providing transition services which may draw attention and resources away from our ongoing business.***

On December 6, 2021, we entered into a purchase agreement with respect to the CLS Sale. The transaction contemplated a primary closing date with respect to the vast majority of the operations that were the subject of the CLS Sale and successive deferred closings in respect of other operations. The primary closing of the

**Ingram Micro Holding Corporation has requested confidential treatment of this registration statement and associated correspondence pursuant to Rule 83 of the Securities and Exchange Commission.**

transaction occurred on April 4, 2022 and the deferred closings were completed between the primary closing date of April 4, 2022 and November 16, 2022.

Following the primary closing of the CLS Sale, we entered into the TSA with the buyer, whereby we are providing certain services, including logistical, IT and certain corporate services. The services provided under the TSA will terminate at various times but those services that are not fully transitioned by the applicable specified time may be extended under certain circumstances to no later than 24 months from April 4, 2022, the primary closing date of the CLS Sale. The majority of the human resources services that the Company was obligated to provide under the TSA were fully transitioned and completed at the end of December 2022. In addition, the majority of the operations and IT services were transitioned during 2023, and management expects the remaining services to be fully transitioned and completed by the end of April 2024. In the course of performing our obligations under the TSA, we will continue to allocate resources, including assets, facilities and equipment, for the benefit of the separated business in the CLS Sale, and we will continue to require time and attention of our management and other associates, potentially diverting their attention from other aspects of our business. We are bound to comply with the terms of the TSA, and at times, such compliance could disrupt our operations.

***We have been, and may continue to be, affected by the COVID-19 pandemic or other public health issues, and such effects could have an adverse effect on our business operations, results of operations, cash flows and financial condition.***

We experienced disruptions to our business from the COVID-19 pandemic, and the potential for future disruptions related to COVID-19 or other public health issues is unpredictable. Due to lockdowns, our operations in certain countries, including China, Peru, Malaysia, Lebanon, Germany, the United Kingdom, Colombia, India and Dubai, were closed for periods of time with limited or no ability to operate. Specifically, the lockdown in India halted our operations for approximately two months in 2020. In addition, our operations and business in China were negatively impacted by the widespread lockdowns in 2022. In part as a result of the COVID-19 pandemic, we also encountered industry-wide supply chain challenges, including shipping and logistics challenges and significant limits on component supplies, which have adversely impacted (primarily in 2021 and 2022), and may continue to impact, our ability to meet demand, resulting in additional costs or otherwise adversely impacting our business, financial condition and results of operations. Additionally, in many countries in which we operate, a number of our associates have been infected with COVID-19, which has, at times, limited our available workforce. In the United States, the cost of labor and attrition increased in 2021 and 2022, making the labor market increasingly competitive. While many of these impacts of the COVID-19 pandemic had eased considerably by 2023, in the future we may again experience restrictions on high-volume shipping, supply chain volatility and product constraints, an increasingly competitive temporary labor workforce market and negative impact on the health and safety of our workforce, which could materially and adversely affect our business, results of operations, financial condition and cash flows.

Our management has taken measures, when appropriate, both voluntarily and as a result of government directives and guidance, to mitigate the effects of the COVID-19 pandemic on us and others. These measures have included, among others, the ability of certain associates to work remotely, which has placed a burden on our IT systems, created declines in productivity, and exposed us to increased vulnerability to cyberattack and other cyber disruption, impacts which we may not be able to fully mitigate. Because certain of our associates transitioned to working remotely on a mandatory or voluntary basis for a prolonged period of time, our return-to-office plans have, in some cases, led to associate attrition. Pandemic-related and post-pandemic-related changes in workforce patterns have resulted, and may continue to result, in additional attrition, difficulty in hiring and reduced productivity. See “Failure to retain and recruit key personnel would harm our ability to meet key objectives.” Many of these measures resulted in, and may in the future result in, incremental costs to us, and such costs may not be recoverable or adequately covered by our insurance.

The full extent to which the COVID-19 pandemic impacts us depends on numerous evolving factors and future developments that we are not able to predict at this time, including: impact of variants of the COVID-19

**Ingram Micro Holding Corporation has requested confidential treatment of this registration statement and associated correspondence pursuant to Rule 83 of the Securities and Exchange Commission.**

virus; effectiveness of vaccinations and medical advancements to treat or stop the infections caused by the virus; or governmental, business and other actions (which could include limitations on our operations to provide products or services or require us to operate in a certain manner). In addition, we cannot fully predict the impact that COVID-19 and other public health issues will have on our customers, associates, vendors, suppliers, end users, strategic partners and other business partners and each of their financial conditions; however, any material effect on these parties could materially and adversely impact us. The impact of COVID-19 and other public health issues may also include possible impairment or other charges and may exacerbate other risks described below, any of which could have a material effect on us.

***We are a holding company with no direct operations. Our sole material asset after completion of this offering is our indirect equity interest in Ingram Micro Inc. and, as such, we will depend on our subsidiaries for cash to fund all of our expenses.***

We are a holding company with no direct operations, and, following the completion of this offering, will have no material assets other than our indirect ownership of the stock of Ingram Micro Inc. and the direct and indirect ownership of its subsidiaries, which are the key operating subsidiaries. Our ability to pay cash dividends and our ability to generate the funds necessary to meet our outstanding debt service and other obligations will depend on the payment of distributions by our current and future subsidiaries, including, without limitation, Ingram Micro Inc., and such distributions may be restricted by law, taxes or repatriation or the instruments governing our indebtedness, including the Indenture, the Credit Agreements or other agreements of our subsidiaries. Our subsidiaries may not generate sufficient cash from operations to enable us to make principal and interest payments on our indebtedness.

***Failure to retain and recruit key personnel would harm our ability to meet key objectives.***

Because of the complex and diverse nature of our business, which includes a high volume of transactions, business complexity, wide geographical coverage and a broad scope of products, vendors, suppliers and customers, we are highly dependent on our ability to retain the services of our key management, sales, IT, operations and finance personnel. Our continued success is also dependent upon our ability to retain and recruit other qualified associates, including highly skilled technical, managerial and marketing personnel and to provide growth and development opportunities and reward incentives that drive above-market performance. Competition for qualified personnel is intense and the costs of qualified talent are increasing. We may not be successful in attracting and retaining the personnel we require, which could have a material adverse effect on our business. In addition, our entry into new markets requires us to hire qualified personnel with new capabilities, and our increasing global footprint requires us to recruit talent in new geographies. We constantly review market conditions and other factors; however, we may fail to make staffing adjustments based on current and forecasted conditions. While these adjustments are generally small, there are occasions where we have reduced headcount in various geographies and functions through restructuring and outsourcing activities. For example, we initiated a workforce restructuring plan in July 2023, which resulted in a headcount reduction primarily in our North American operations. This restructuring plan, and any similar actions taken in the future, could negatively impact our relationships with vendors and customers, the morale of our workforce and our ability to attract, retain and motivate associates. In addition, failure to meet our performance targets may result in reduced levels of incentive compensation, which could affect our ability to adequately reward key personnel and potentially negatively impact retention. Changes in our workforce, including those resulting from acquisitions, and our failure to leverage shared services, could disrupt our operations or increase our operating cost structure. Government regulations, collective bargaining agreements and the unavailability of qualified personnel could also negatively impact operations and our costs.

In addition, we believe that our corporate culture is a critical component of our success. Remote work resulting from the COVID-19 pandemic has required us to make substantial changes to the way that many of our associates work. Remote work and geographically dispersed teams could negatively impact associate morale, the

**Ingram Micro Holding Corporation has requested confidential treatment of this registration statement and associated correspondence pursuant to Rule 83 of the Securities and Exchange Commission.**

cohesiveness of and collaboration among our teams, as well as our ability to maintain our culture. Any failure to preserve our culture and maintain associate morale could negatively affect our ability to retain and recruit personnel. Further, as we have required associates to return to our office sites at least two days per week, we may not be able to retain associates or attract new associates who prefer to work from home on a full-time basis. The failure to attract and retain such personnel could adversely affect our business. Finally, as we continue to evolve various work-from-home policies and other hybrid workforce arrangements, we may not be able to adopt or implement such policies in a timely manner or efficiently adapt to requisite changes once such policies are in place.

***Increases in wage and benefit costs, collective bargaining agreements, changes in laws and other labor regulations or labor disruptions could impact our financial condition and cash flows.***

Our expenses relating to employee labor, including employee health benefits, are significant. Our ability to control our employee and related labor costs is generally subject to numerous external factors, including prevailing wage rates, availability of labor, recent legislative and private sector initiatives regarding healthcare reform and adoption of new or revised employment and labor laws and regulations; for example, recently, various legislative movements have sought to increase the federal minimum wage in the United States and the minimum wage in a number of individual states, some of which have been successful at the state level. Several employers in the private sector with whom we compete for permanent and seasonal labor have initiated wage increases and provided special benefits and incentives that may go beyond the minimum required by law. As minimum and market wage rates increase, we may need to increase not only the wage rates of our minimum wage associates, but also the wages paid to our other associates as well. A number of factors may adversely affect the labor force available to us, including high employment levels, federal and state unemployment subsidies and other government regulations. In certain markets, such as the United States and Europe, labor shortages remain a challenge. Such shortages have led, and are likely to continue to lead, to higher wages for associates in order for us to provide competitive compensation. Should we fail to increase our wages competitively in response to increasing wage rates or labor shortages, the quality of our workforce could decline, adversely affecting our customer service and our overall business operations. Additionally, any increase in the cost of our labor could have an adverse and material effect on our operating costs, financial condition and results of operations.

In addition, while we do not have unions in the United States, some of our associates are covered by collective bargaining agreements and works council arrangements in a number of the countries in which we operate including Australia, Brazil, Chile, Costa Rica, France, Germany, Mexico, the Netherlands, Poland, Spain, Sweden and the United Kingdom. Future negotiations prior to the expiration of our collective agreements may result in labor unrest for which a strike or work stoppage is possible. Strikes and/or work stoppages could negatively affect our operational and financial results and may increase operating expenses. In addition, any future unionization efforts would require us to incur additional costs related to wages and benefits, inefficiencies in operations, unanticipated costs in sourcing temporary or third-party labor, legal fees and interference with customer relationships. If a significant number of our associates were to become unionized and collective bargaining agreement terms were significantly different from our current arrangements, we may experience a material adverse effect on our business, results of operations, financial condition and cash flows. In addition, a labor dispute involving some of our associates may harm our reputation, disrupt our operations and reduce our revenue, and resolution of disputes may increase our costs.

We are also required to comply with laws and regulations in the countries in which we have associates that may differ substantially from country to country, requiring significant management attention and cost.

As of December 30, 2023, we had approximately 25,130 full-time global associates, with approximately 5,200 full-time associates located in the United States and approximately 19,930 full-time associates located internationally. While we have not experienced any material work stoppages at any of our facilities, any stoppage or slowdown could cause material interruptions in our business, and we cannot assure investors that alternate qualified personnel would be available on a timely basis, or at all.



**Ingram Micro Holding Corporation has requested confidential treatment of this registration statement and associated correspondence pursuant to Rule 83 of the Securities and Exchange Commission.**

***Our failure to adequately adapt to industry changes could negatively impact our future operating results.***

The technology and IT services industry is subject to rapid and disruptive technological change, new and enhanced product specification requirements, evolving industry standards and changes in the way technology products are distributed, managed or consumed. We have been and will continue to be dependent on innovations in hardware, software and services offerings, as well as the acceptance of those innovations by customers and consumers. Our failure to add new products and vendors, a decrease in the rate of innovation, or the lack of acceptance of innovations by customers, could have a material adverse effect on our business, results of operations, financial condition and cash flows. Vendors may also give us limited or no access to new products being introduced.

Changes in technology may cause the value of our inventory on hand to decline substantially or to become obsolete, regardless of the general economic environment. Although it is the policy of many of our vendors to offer limited protection from the loss in value of inventory due to technological change or due to the vendors' price reductions ("price protections"), such policies are often subject to time restrictions and do not protect us in all cases of declines in inventory value. If our major vendors decrease or eliminate our price protection, such a change in policy could lower our gross margins on products we sell or cause us to record inventory write-downs. In addition, vendors could become insolvent and unable to fulfill their protection obligations to us. We offer no assurance that inventory rotation or price protection rights will continue, that unforeseen new product developments will not adversely affect us or that we will successfully manage our existing and future inventories.

Significant changes in vendors terms, such as higher thresholds on sales volume before the application of discounts and/or rebates, the overall reduction in incentives, reduction or termination of price protection, return levels or other inventory management programs, or reductions in trade credit or vendor-supported credit programs, may adversely impact our results of operations or financial condition.

The advent of cloud-based and consumption-based services creates business opportunities and risks, including that our customer base may lack the expertise and capital required to support and enable the migration to the cloud and, as a result, end users may seek to source their solutions directly from software developers. Further, our experience platform requires significant engineering expertise and investments to be able to evolve along with the offerings of our software partners. We may not invest enough or be able to attract talent to advance our proprietary technology.

Further, some of our established vendors are transitioning to as-a-service companies, providing their entire portfolio through a range of subscription-based, pay-per-use and as-a-service offerings. Many of our vendors also continue to provide hardware and software in a capital expenditure and license-based model, ultimately giving end users a choice in consuming products and services in a traditional or as-a-service offering. While we are seeking to participate in both the on-premises and cloud-based markets, such business model changes entail significant risks and uncertainties, and our vendors, resellers and we may be unable to complete the transition to a subscription-based business model or manage the transition successfully. Additionally, we may not realize all of the anticipated benefits of the transition to the new consumption model, even if it is successfully completed. The transition also means that our historical results, especially those achieved before the transition, may not be indicative of our future results. Further, as customer demand for our consumption model offerings increases, we may experience differences in the timing of revenue recognition between our traditional offerings (for which revenue is generally recognized at the time of delivery) and our as-a-service offerings (for which revenue is generally recognized ratably over the term of the arrangement), which could have an adverse effect on our business, results of operations, financial condition and cash flows.

***We continually experience intense competition across all markets for our products and services.***

Our competitors include local, regional, national and international distributors, service providers and e-retailers, as well as suppliers that employ a direct-sales model. As a result of intense price competition in the

**Ingram Micro Holding Corporation has requested confidential treatment of this registration statement and associated correspondence pursuant to Rule 83 of the Securities and Exchange Commission.**

technology and IT services industries, our gross margins have historically been narrow, and we expect them to continue to be narrow in the future, which magnifies the impact of variations in revenue, operating costs, obsolescence, foreign exchange and bad debt on our operating results. In addition, when there is overcapacity in our industry, our competitors may respond by reducing their prices.

The competitive landscape has also experienced a consolidation among vendors, suppliers and customers and this trend is expected to continue, which could result in a reduction or elimination of promotional activities by the remaining vendors, suppliers and customers as they seek to reduce their expenses, which could, in turn, result in decreased demand from end users and our reseller customers for our products or services. Additionally, the trend toward consolidation within the mobile operator community is expected to continue, which could result in a reduction or elimination of promotional activities by the remaining mobile operators as they seek to reduce their expenses, which could, in turn, result in decreased demand for our products or services. Moreover, consolidation of mobile operators reduces the number of potential contracts available to us and other providers of logistics services. We could also lose business if mobile operators that are our customers are acquired by other mobile operators that are customers of our competitors, or we could face price pressures if our mobile operator customers are acquired by other mobile operators that are our customers.

We offer no assurance that we will not lose market share, or that we will not be forced in the future to reduce our prices in response to the actions of our competitors, which may put pressure on our gross margins. Furthermore, to remain competitive we may be forced to offer more credit or extended payment terms to our customers. This could increase our required capital, financing costs and the amount of our bad debt expenses. Customers, suppliers and lenders may also seek commitments from us related to sustainability and environmental impacts, and meeting these commitments may increase our cost of operations or preclude some customers from doing business with us if we cannot meet their standards.

We have also initiated and expect to continue to initiate other business activities and may face competition from companies with more experience and/or from new entrants in those markets. As we enter new areas of business or geographies or as we expand our offerings of new products or vendors, we may encounter increased competition from current competitors and/or from new competitors, some of which may be our current customers or suppliers, which may negatively impact our sales or profitability.

We have operations in 59 countries, spanning all global regions, and we sell our products and services to a global customer base of more than 161,000 customers. We are subject to anti-competition regulations in the markets we serve, and our market share may adversely impact our ability to further expand our business, as well as increase the number of compliance requirements to which we are subject and the costs associated with such compliance.

The merger of two of our competitors, Synnex and Tech Data Corporation, in September 2021 to become TD Synnex, the industry's largest IT distributor in the United States, as well as further consolidation in our industry may be disruptive to our business in a number of ways, including, but not limited to, by affecting the availability and pricing of credit lines extended by our vendors and other capital suppliers to us, any reduction of price protection, stock rotation or similar vendor incentives, heightening pricing pressures and competition for customers and impacting our attractiveness to top talent.

***Our goodwill and identifiable intangible assets could become impaired, which could reduce the value of our assets and reduce our net income in the year in which the write-off occurs.***

Goodwill represents the excess of the cost of an acquisition over the fair value of the assets acquired. We also ascribe value to certain identifiable intangible assets, which consist primarily of intellectual property, customer relationships and trade names, among others, as a result of acquisitions. We may incur impairment charges on goodwill or identifiable intangible assets if we determine that the fair values of the goodwill or identifiable intangible assets are less than their current carrying values. We evaluate, at least annually, whether events or circumstances have occurred that indicate all, or a portion, of the fair value of a reporting unit is less than its carrying amount, in which case an impairment charge to earnings would become necessary.

**Ingram Micro Holding Corporation has requested confidential treatment of this registration statement and associated correspondence pursuant to Rule 83 of the Securities and Exchange Commission.**

A decline in general economic conditions or global equity valuations could impact our judgments and assumptions about the fair value of our businesses and we could be required to record impairment charges on our goodwill or other identifiable intangible assets in the future.

We have incurred and will incur additional amortization expense over the useful lives of certain assets acquired in connection with business combinations, and to the extent that the value of goodwill or intangible assets with indefinite lives acquired in connection with a business combination and investment transaction become impaired, we may be required to incur material charges relating to the impairment of those assets. For example, we had \$851.8 million of goodwill and \$880.4 million of identifiable net intangible assets recorded in connection with various acquisitions as of December 30, 2023. If our future results of operations for these acquired businesses do not perform as expected or are negatively impacted by any of the risk factors noted herein or other unforeseen events, we may have to recognize impairment charges which would adversely affect our results of operations.

***Changes in our credit rating or other market factors, such as adverse capital and credit market conditions or reductions in cash flow from operations, may affect our ability to meet liquidity needs, reduce access to capital and/or increase our costs of borrowing.***

Our business requires significant levels of capital to finance accounts receivable and product inventory that is not financed by our trade credit with our vendors. This is especially true when our business is expanding, including through acquisitions, but we may still have substantial demand for capital even during periods of stagnant or declining net sales. In order to continue operating our business, we will continue to need access to capital, including debt financing and inbound and outbound flooring. In addition, changes in payment terms with either suppliers or customers could increase our capital requirements. Our ability to repay current or future indebtedness when due, or have adequate sources of liquidity to meet our business needs, may be affected by changes to the cash flows of our subsidiaries. A reduction of cash flow generated by our subsidiaries may have an adverse effect on our liquidity. Under certain circumstances, legal, tax or contractual restrictions may limit our ability or make it more costly to redistribute cash between subsidiaries to meet our overall operational or strategic investment needs, or for repayment of indebtedness requirements.

We believe that our existing sources of liquidity, including cash resources and cash provided by operating activities, supplemented as necessary with funds available under our credit arrangements, will provide sufficient resources to meet our working capital and cash requirements for at least the next 12 months. However, volatility and disruption in the capital and credit markets, including increasingly complex regulatory constraints on these markets and changes in existing and expected interest rates, may increase our costs for accessing the capital and credit markets. In addition, our credit ratings reflect each rating organization's opinion of our financial strength, operating performance and ability to meet our debt obligations, and there can be no assurance that we will achieve a particular rating or maintain a particular rating in the future. An inability to obtain or maintain a particular rating could increase the cost and impact the availability of future borrowings. These and other adverse capital and credit market conditions, including the inability of our finance partners to meet their commitments to us, may also limit our ability to replace maturing credit arrangements in a timely manner and affect our ability to access committed capacities or the capital we require on terms acceptable to us, or at all. See “—Risks Related to Our Indebtedness—Our substantial indebtedness could materially and adversely affect our financial condition, limit our ability to raise additional capital to fund our operations, limit our ability to increase or maintain existing levels of trade credit supplied from our suppliers and prevent us from fulfilling our obligations under our indebtedness.” Furthermore, any failure to comply with the various covenant requirements of our corporate finance programs, including cross-default threshold provisions, could result in an event of default, which, if not cured or waived, could accelerate our repayment obligations and could affect our ability to access the majority of our credit programs with our finance partners. The acceleration of our repayment obligations or the lack of availability of such funding could materially harm our ability to operate or expand our business.

In addition, our cash and cash equivalents (including trade receivables collected and/or monies set aside for payment to creditors) are deposited and/or invested with various financial institutions located in the various

**Ingram Micro Holding Corporation has requested confidential treatment of this registration statement and associated correspondence pursuant to Rule 83 of the Securities and Exchange Commission.**

countries in which we operate. We endeavor to monitor these financial institutions regularly for credit quality; however, we are exposed to risk of loss on such funds or we may experience significant disruptions in our liquidity needs if one or more of these financial institutions were to suffer bankruptcy or similar restructuring.

*We cannot predict the outcome of litigation matters and other contingencies with which we may be involved from time to time.*

We are involved, and in the future may become involved, in various claims, disputes, lawsuits and actions. Other than as discussed in Note 10, “Commitments and Contingencies,” to our audited consolidated financial statements, we do not believe that the ultimate resolution of matters currently pending will have a material adverse effect on our business, results of operations, financial condition and cash flows. However, we can make no assurances that we will ultimately be successful in our defense or prosecution of any of these matters or of any future matters. In addition, from time to time, we are, and may become, the subject of inquiries, requests for information or investigations by government and regulatory agencies regarding our business. Any such matters, regardless of their merit or resolution, could be costly and divert the efforts and attention of our management and other associates, damage our reputation or otherwise adversely affect our business. For more information regarding our current litigation matters, see Note 10, “Commitments and Contingencies,” to our audited consolidated financial statements.

**Risks Related to the Macroeconomic and Regulatory Environment**

*We operate a global business that exposes us to risks associated with conducting business in multiple jurisdictions.*

Sales outside the United States made up approximately 64% of our net sales in Fiscal Year 2023 (Successor). In addition, a significant portion of our business activity or key processes are being conducted in emerging markets, including, but not limited to, China, India, Brazil, Mexico, Peru, Colombia, Saudi Arabia, Indonesia, Malaysia, Thailand, Egypt, Argentina, Pakistan, Morocco, Lebanon and Serbia, and includes business with customers and end users that are state-owned or public sector entities. As such, a number of our subsidiaries are based outside of the United States. As a result, our future operating results and financial condition could be significantly affected by risks associated with conducting business in multiple jurisdictions, including misappropriation, fraud and increasingly complex regulations that vary from jurisdiction to jurisdiction, the violation of which can lead to serious consequences, including, but not limited to, the following:

- trade protection laws, policies and measures;
- import and export duties, customs levies and value-added taxes;
- compliance with foreign and domestic import and export controls, economic sanctions and anti-money laundering and anti-corruption laws and regulations, including the U.S. Export Administration Regulations, various economic sanctions administered by the U.S. Treasury Department’s Office of Foreign Assets Control and the U.S. Department of Commerce, the U.S. Foreign Corrupt Practices Act and similar laws and regulations of other jurisdictions for our business activities outside the United States, the violation of which could result in severe penalties including monetary fines, criminal proceedings and suspension of export privileges;
- laws and regulations regarding consumer and data protection, privacy, network security, encryption and payments, including the Export Administration Regulations;
- managing compliance with legal and regulatory requirements and prohibitions, including compliance with local laws and regulations that differ or are conflicting among jurisdictions;
- anti-competition regulations and compliance requirements, including any new antitrust legislation that may be passed in the United States;
- environmental laws and regulations, such as those relating to climate change and waste disposal;

**Ingram Micro Holding Corporation has requested confidential treatment of this registration statement and associated correspondence pursuant to Rule 83 of the Securities and Exchange Commission.**

- differing employment practices and labor issues;
- political instability, terrorism and potential or actual military conflicts or civil unrest;
- economic instability in a specific country or region;
- earthquakes, power shortages, telecommunications failures, water shortages, tsunamis, floods, hurricanes, typhoons, fires, extreme weather conditions, medical epidemics or pandemics and other natural or man-made disasters or business interruptions in a region or specific country;
- complex and changing tax laws and regulations in various jurisdictions;
- potential restrictions on our ability to repatriate funds from our foreign subsidiaries; and
- difficulties in staffing and managing international operations.

The potential criminal penalties for violations of import/export controls, economic sanctions, anti-corruption and anti-competition laws, particularly the U.S. Foreign Corrupt Practices Act, data privacy and protection laws and environmental laws and regulations in many non-U.S. jurisdictions create heightened risks for our international operations. In the event that a governing regulatory body determined that we have violated any laws, including applicable import/export controls, economic sanctions or anti-corruption laws, we could be fined significant sums, incur sizable legal defense costs, be subject to debarment, and/or our import/export capabilities could be restricted, which could have a material and adverse effect on our business and reputation.

Additionally, unethical or fraudulent activities perpetrated by our directors, officers, senior management, associates, third-party suppliers and partners, including third-party shipping and freight forwarding companies, strategic partners and resellers, could expose us to potential fraud, misappropriation, liability and reputational damage. Such fraud, misappropriation, liability and/or damage to our reputation for these or any other reasons could have a material adverse effect on our business, results of operations, financial condition and cash flows, and could require additional resources to rebuild our reputation. Further, failure to comply with applicable laws and regulations and failure to maintain an effective system of internal controls may subject us to fines or sanctions and incurrence of substantial legal fees and costs. Our operating expenses could increase due to implementation of and compliance with existing and future laws and regulations or remediation measures that may be required if we are found to be noncompliant with any existing or future laws or regulations.

We are subject to risks and uncertainties associated with the impact of trade discussions between the United States and China and related U.S. security risks and export controls. The U.S. government has imposed various measures impacting trade with China, including levying various tariffs on imports from China and may impose additional measures in the future. For example, on May 15, 2019, the President of the United States issued Executive Order 13873, which authorizes export controls on entities determined to (among other things) be a U.S. security threat. The next day, the U.S. Commerce Department placed Huawei Technologies Co., Ltd. and 68 of its non-U.S. affiliates on the U.S. Entity List, generally imposing a license requirement for export to those entities of items subject to the Export Administration Regulations and a license review policy of presumption of denial for all exports to the entities added to the Entity List. In addition, in interim rulemaking issued in January 2021, and final rule making issued in June 2023, the U.S. Commerce Department issued regulations implementing Executive Order 13873, which governs information and communications technology and services transactions involving certain “foreign adversaries,” such as China and Russia (among other countries). On June 9, 2021, the President of the United States issued an Executive Order on Protecting Americans’ Sensitive Data from Foreign Adversaries, to elaborate upon measures to address the national emergency with respect to the information and communications technology and services supply chain that was declared in Executive Order 13873. As an additional example, the U.S. Commerce Department issued new rules in October 2022, supplemented by additional rules in October 2023, that further restrict the export of certain controlled items, in particular, advanced semiconductors, to companies based in China and certain other enumerated countries. We continue to assess the impact of these regulations. While our sales in China have been affected, we do not currently believe that the new regulations will have a material effect on our overall business or financial

**Ingram Micro Holding Corporation has requested confidential treatment of this registration statement and associated correspondence pursuant to Rule 83 of the Securities and Exchange Commission.**

condition, as the primary vendor impacted by the regulations has indicated that global demand for the products subject to the export restrictions remains strong. Additionally, any future expansion of such regulations or change in interpretation of such regulations could, depending on how much advance notice we receive, result in us having a significant inventory position of items subject to such restrictions that we might not be able to sell or return to the vendor or obtain payment for from our customers. Our global operations, including in China, could be impacted by these trade restrictions and the overall uncertainty regarding trade between the United States and China. For example, in response to these and other U.S. actions, the Chinese government on July 3, 2023, imposed export restrictions on certain minerals, and in the future China could take additional countermeasures against U.S. companies doing business in or with China. We cannot predict whether China or any of the countries in which we operate could become the subject of new or additional trade restrictions. Import/export controls, tariffs, countermeasures or other trade measures involving our customers' products could harm sales of such products or result in the loss of non-U.S. customers, which could harm our business.

We historically had an office in Russia that employed engineering and coding resources supporting the operation and maintenance of our cloud marketplace. On April 6, 2022, the President of the United States signed an Executive Order prohibiting, among others, new investments in Russia. While our operations in Russia were not material to our overall operations or specifically our cloud marketplace, operating in Russia for non-Russian companies became increasingly challenging due to the various trade sanctions imposed by the government of the United States, European Union, United Kingdom and other Western governments on Russian interests, the counter-measures adopted by the government of the Russian Federation in response thereto, the decisions made by actors in the private sector that go beyond the sanctions and the increasing animosity towards Western businesses in Russia.

In August 2022, we began the process of winding down our operations in Russia. In September 2022, we substantially completed the shutdown of our Russia operations, and we no longer operate in Russia. As of September 30, 2023, we no longer maintained a corporate entity in Russia and we no longer employed any associates in Russia. See Note 9, "Restructuring Costs", to our audited condensed consolidated financial statements.

Further, regional instability caused by, and any sanctions imposed in response to, geopolitical conflicts, including but not limited to the conflict between Russia and Ukraine and the conflict in Israel and surrounding areas, could lead to disruption and volatility in global markets that could adversely impact our business and supply chain, or that of our vendors or customers. At this stage, we are uncertain of the extent to which measures taken in response to the conflict could impact our business, results of operations, financial condition or cash flows.

Additionally, we have been and expect to continue to be subject to new and increasingly complex U.S. and non-U.S. government regulations that affect our operations in the United States and globally. Complying with such regulations may be time-consuming and costly, and compliance could result in the delay or loss of business opportunities. While we have implemented, and will continue to implement and maintain, measures designed to promote compliance with these laws, we cannot assure investors that such measures will be adequate or that our business will not be materially and adversely impacted in the event of an alleged violation.

We are also exposed to market risk primarily related to foreign currencies and interest rates. In particular, we are exposed to changes in the value of the U.S. dollar versus the local currency in which the products are sold and goods and services are purchased, including devaluation and revaluation of local currencies. Since more than half of our sales are from countries outside of the United States, other currencies, including, but not limited to, the euro, British pound, Chinese yuan, Indian rupee, Australian dollar, Mexican peso, Canadian dollar and Brazilian real, can have an impact on our results of operations (reported in U.S. dollars).

Currency variations, which may be caused or exacerbated by inflation, also contribute to fluctuations in sales of products and services in impacted jurisdictions. Accordingly, fluctuations in foreign currency exchange

**Ingram Micro Holding Corporation has requested confidential treatment of this registration statement and associated correspondence pursuant to Rule 83 of the Securities and Exchange Commission.**

rates may positively or negatively impact our financial statements, which are reported in U.S. dollars. For example, in 2023, the euro and other currencies in which we transact business depreciated against the U.S. dollar, which had, and may continue to have, an adverse effect on our reported net sales and/or earnings from our foreign operations. The translation impact of foreign currencies relative to the U.S. dollar had a negative impact on our net sales growth of approximately 0.2% for Fiscal Year 2023 (Successor) compared to Fiscal Year 2022 (Successor). In addition, currency variations can adversely affect margins on sales of our products in countries outside of the United States.

We have managed our exposure to fluctuations in the value of currencies and interest rates using a variety of financial instruments entered into with financial institutions. Although we believe that we have appropriately diversified our exposures across counterparties and that through our ongoing monitoring procedures these counterparties are creditworthy financial institutions, we are nonetheless exposed to credit loss in the event of nonperformance by these counterparties. In addition, our hedging activities may not fully offset any adverse financial impact resulting from currency variations, which could affect our financial results.

***Our businesses operate in various international markets, including certain emerging markets that are subject to greater political, economic and social uncertainties than developed countries.***

We are monitoring the effects of Russia's invasion of Ukraine. While such conflict has not yet materially impacted our business, geopolitical instability arising from such conflict, the imposition of sanctions, taxes and/or tariffs against Russia or commercial decisions to abstain from doing business with Russian-owned or-managed vendors, and Russia's response to such sanctions (including retaliatory acts), could adversely affect the global economic or specific international, regional and domestic markets, which could adversely impact our business. We are also monitoring the effects of the conflict in Israel and surrounding areas, which has not yet materially impacted our business but could likewise adversely affect the global economic or specific international, regional and domestic markets, which could adversely impact our business. Additionally, we operate internationally and to the extent future sanctions, laws, regulations or orders imposed by the United States, the European Union, the United Kingdom and other countries or private sector actors in response to the conflict differ between jurisdictions, we may experience regulatory and business uncertainty.

***Changes in macroeconomic and geopolitical conditions can affect our business and results of operations.***

Our revenues, profitability, financial position and cash flows are highly dependent on the broader movements of the macroeconomic environment. The volatility in the global economy has trickle-down effects on the overall IT market as consumers of IT products and services plan their capital expenditures in the face of economic uncertainty, which has resulted, and may continue to result, in fluctuating revenue, margins and earnings, difficulty forecasting inventory levels to achieve optimum order fill rates, difficulty collecting customer receivables, decreased availability of trade credit from suppliers and/or their credit insurance underwriters or decreased capital availability through debt and similar financing from external parties.

Further, an increase in inflation, as well as changes in existing and expected rates of inflation, could result in higher operating and labor costs, financing costs and supplier costs, which could have an adverse effect on our results of operations if we are unable to pass along such higher costs to customers. Inflation may also impact our customers' ability to obtain financing, cash flows and profitability, which could adversely impact their ability to purchase our products and our ability to offer credit and collect receivables.

In addition, default by one of the several large financial institutions that are dependent on one another to meet their liquidity or operational needs or are perceived by the market to have similar financial weaknesses, so that a default by one institution causes a series of defaults by or runs on other institutions (sometimes referred to as a "systemic risk") or a downgrade of U.S. or non-U.S. government securities by credit rating agencies, may expose us to investment losses, business disruption and liquidity constraints. There has recently been significant volatility and instability among banks and financial institutions. For example, on March 10, 2023, the Federal



**Ingram Micro Holding Corporation has requested confidential treatment of this registration statement and associated correspondence pursuant to Rule 83 of the Securities and Exchange Commission.**

Deposit Insurance Corporation (“FDIC”) took control and was appointed receiver of Silicon Valley Bank (“SVB”), due primarily to liquidity concerns. Other domestic and foreign institutions have subsequently experienced similar liquidity issues. While our exposure to, and deposits with, these institutions were not, and are not currently, material, any future failure of financial institutions at which we maintain funds, or events involving limited liquidity, defaults, non-performance or other adverse conditions in the financial or credit markets impacting these institutions, or concerns or rumors about such events, may lead to disruptions in our ability to access our bank deposits or otherwise adversely impact our liquidity and financial performance. Such incidents have exposed, and in the future may impose, strains on the banking sector as a whole and demonstrate a heightened risk of systemic failures throughout the financial industry. We maintain cash balances at financial institutions in excess of the FDIC insurance limit, and if one or more of the financial institutions at which we maintain funds were to fail, there is no guarantee regarding the amount or timing of any recovery of the funds deposited, whether through the FDIC or otherwise. Additionally, we continue to monitor the risk that one or more of our vendors, suppliers, strategic partners, resellers, other business partners and financial institutions, could be impacted by such instability, which could adversely affect our business, results of operations, financial condition and cash flows.

Our business may also be impacted by sustained uncertainty about global economic conditions; continued negative economic trends or instability; heightened trade and geopolitical tension among the United States, China, Taiwan, Russia, Middle Eastern countries or other countries in which we operate or from which we procure product; civil unrest; political instability; global public health issues, a global recession or economic downturn in the countries in which we do business, leading to:

- reduced demand for products in general;
- shifts in consumer demand for products and services, which may lead to loss of sales and/or market share;
- difficulty in forecasting demand, including the seasonality of demand;
- more intense competition, which may lead to loss of sales and/or market share;
- reduced prices and lower gross margin;
- loss of vendor rebates and other incentives;
- extended payment terms with customers;
- increased bad debt risks;
- shorter payment terms with vendors;
- reduced access to liquidity and higher financing and interest costs;
- increased currency volatility making hedging more expensive and more difficult to obtain;
- reduced availability of credit insurance capacity or acceptable terms to mitigate risk; and
- increased inventory losses related to obsolescence and/or excess quantities and/or theft/misappropriation.

Each of these factors, individually or in the aggregate, could adversely and materially affect our results of operations, financial condition and cash flows. We may not be able to adequately adjust our cost structure in a timely fashion to remain competitive, which may cause our profitability to suffer.

***Tariffs may result in increased prices and could adversely affect our business, results of operations, financial conditions and cash flows.***

The U.S. government has imposed tariffs on certain products imported into the United States, and the Chinese government has imposed tariffs on certain products imported into China, which have increased the

**Ingram Micro Holding Corporation has requested confidential treatment of this registration statement and associated correspondence pursuant to Rule 83 of the Securities and Exchange Commission.**

prices of many of the products that we purchase from our vendors. The tariffs, along with any additional tariffs or trade restrictions that may be implemented by the United States, China or other countries, could result in further increased prices or challenges in procuring product for resale. While we intend to pass price increases on to our customers, the effect of tariffs on prices may impact demand, sales and results of operations. Retaliatory tariffs imposed by other countries on U.S. goods have not yet had a significant impact, but we cannot predict further developments. The tariffs and the additional operational costs incurred in minimizing the number of products subject to the tariffs could adversely affect the operating profits for certain of our businesses and customer demand for certain products, which could have an adverse effect on our business, results of operations, financial condition and cash flows.

In addition, in the event that we pay tariffs for products we import from China which are then re-exported to other locations outside of the United States, we may be eligible for refunds of certain tariffs. In order to qualify for these tariff drawbacks, we must provide data and documentation to the U.S. government that we must obtain from third-party sources, such as our suppliers. There is no guarantee we will be able to obtain this additional data and documentation from those other sources, which could result in the U.S. government rejecting the drawback requests. Further, there are additional administrative costs expended by us in furtherance of these efforts. Finally, due to the backlog of drawback applications, the U.S. government has been slow in issuing the associated drawback refunds. Our inability to obtain the drawback refunds or significant delays in receiving them could result in a material adverse effect on our business.

***U.S.-China tensions around technology, national security and human rights could adversely affect our business.***

Our business within China is predominantly Technology Solutions, consisting of distribution of Western products in China. The evolving regulatory landscape in both the United States and China regarding technology and national security remains uncertain. Enactment by China of laws, regulations and/or practices that favor Chinese technology vendors over the Western ones that comprise our business could materially and adversely impact our business in China. Actions taken by the U.S. government to prohibit or restrict exports of key technology by U.S. vendors to Chinese end-customers, whether located in China or in other regions such as Europe, could also adversely affect our business. Net sales in China for Fiscal Year 2023 (Successor) were \$3.1 billion. In addition, countermeasures imposed by China, such as export restrictions, could impact the supply of critical components to our vendors and their suppliers, which could adversely affect our business on a global basis.

To a lesser extent, we also distribute products in the United States made by Chinese vendors. Risks associated with doing business with these Chinese vendors, in particular actual or perceived cybersecurity risks of their products, could also adversely affect our business. For example, in October 2021, the offices of one such vendor, PAX Technology (“PAX”), a Chinese provider of point-of-sale devices used by millions of businesses and retailers globally, were raided in connection with an investigation related to PAX’s reported potential involvement in cyberattacks on U.S. and European Union (“EU”) organizations. We continue to monitor public news sources for further updates and are investigating the impact of this event on Ingram Micro’s operations. These steps reflect the actions we would take as the result of any such similar incident.

In addition, changes in the relationship between China and Taiwan could disrupt the operations of several companies in Taiwan that are our vendors or are in our vendors’ supply chains. Disruption of certain critical operations in Taiwan may have a material adverse effect on key sectors within the global technology industry. Furthermore, scrutiny by the U.S. government on human rights practices in China, as well as on the transparency of companies with business operations in China, may likewise have an adverse effect on key sectors within the global technology industry.

***Increasing attention on environmental, social and governance (“ESG”) matters may impact our business, subject us to unforeseen liability or cause harm to our reputation.***

Recently, various stakeholders, including lenders, customers, vendors, local communities, regulators, public interest groups and consumers, are placing an increased focus on ESG matters, such as diversity, equity and

**Ingram Micro Holding Corporation has requested confidential treatment of this registration statement and associated correspondence pursuant to Rule 83 of the Securities and Exchange Commission.**

inclusion, environmental protection and social responsibility. ESG standards are evolving, and if we are perceived, due to unfavorable ESG ratings or otherwise, to have not responded appropriately to those standards, regardless of whether there is a legal requirement to do so, such perception could have a negative impact on our reputation, which could, in turn, have a negative impact on our business, including as it relates to associate retention, consumer sales or investor interest. There are certain organizations that provide information to investors and other stakeholders on ESG matters that have developed ratings processes for evaluating companies on their approach to such ESG matters with no universal standard applied for these ratings. While some investors may use these ESG ratings to inform their investment and voting decisions, such ratings may result in misplaced focus on certain factors over others.

We have publicly communicated, and from time to time will continue to publicly communicate, certain initiatives and goals regarding ESG matters. There is no guarantee that we will be able to achieve these initiatives or goals. Our ability to successfully execute these initiatives and accurately report our progress presents numerous operational, financial, legal, reputational and other risks, many of which are outside of our control, and which could have a material negative impact on our business and reputation. Additionally, the implementation of these initiatives imposes additional costs and other administrative burdens on us. Our failure, or perceived failure, to pursue or fulfill our goals, targets and objectives or to satisfy various reporting standards on the time frames we announce could have negative impacts on our business, financial condition and results of operations and expose us to liability, including litigation. Our ability to meet the standards imposed on us or that we choose or aspire to achieve may impact the perceptions held by our various stakeholders or the communities in which we do business. Further, different stakeholders may assess our achievement of these standards inconsistently, which could result in a negative perception or misrepresentation of our policies and practices.

A number of our customers may also adopt, or have already adopted, policies that impose standards on suppliers, such as environmental testing requirements or social responsibility standards. Likewise, some of our vendors have adopted such policies and standards with respect to their customers. The failure to meet our customers' or vendors' requirements could have an adverse effect on our business, including our ability to retain such customers or vendors. In addition, any ESG issues in our own supply chain, such as human rights, safety or environmental issues, could have an adverse effect on our business, including harm to our reputation.

***Our failure to comply with the requirements of environmental, health and safety regulations or other laws and regulations applicable to a distributor of consumer products could adversely affect our business.***

Our business, facilities and operations are subject to various federal, state, local and foreign laws, rules and regulations addressing matters such as:

- labor and employment;
- product safety and product stewardship, including regulations enforced by the United States Consumer Products Safety Commission;
- import and export activities;
- the internet and e-commerce;
- antitrust issues;
- taxes; and
- environmental, health, safety and other impacts, including as it relates to chemical usage, carbon and air emissions, worker health and safety, wastewater and storm water discharges, recycling of products at the end of their useful life and the generation, handling, storage, transportation, treatment and disposal of waste and other materials, including hazardous materials.

These laws include the European Union Waste Electrical and Electronic Equipment Directive as enacted by individual European Union countries and other similar legislation adopted in North America, which make producers of electrical goods, including computers and printers, responsible for collection, recycling, treatment

**Ingram Micro Holding Corporation has requested confidential treatment of this registration statement and associated correspondence pursuant to Rule 83 of the Securities and Exchange Commission.**

and disposal of recovered products. Failure to comply or allegations of noncompliance with these laws, rules and regulations could result in substantial costs, fines and civil or criminal sanctions, as well as third-party claims for property damage or personal injury. Further, environmental health and safety laws and the enforcement of such laws (including relating to climate change) may change, becoming more stringent over time, imposing greater compliance costs and increasing risks and penalties associated with violations.

In many countries, governmental bodies are enacting new or additional legislation and regulations to reduce or mitigate the potential impacts of climate change. If we, our suppliers or our vendors are required to comply with these laws and regulations, or if we choose to take voluntary steps to reduce or mitigate our impact on climate change, we may experience increased costs for energy and transportation, increased capital expenditures, increased insurance premiums and deductibles or other unforeseen costs or business disruptions, which could adversely impact our operations. Inconsistency of legislation and regulations among jurisdictions may also affect the costs of compliance with such laws and regulations. Any assessment of the potential impact of future climate change legislation, regulations or industry standards, as well as any international treaties and accords, is uncertain given the wide scope of potential regulatory change in the countries in which we operate.

We may also be subject to liability for the remediation of contaminated soil or groundwater, including at sites currently or formerly owned or operated by us or our predecessors in interest or in connection with third-party contaminated sites where we have sent waste for treatment or disposal. While we take actions designed to ensure that we are in compliance with all applicable regulations, certain of these regulations, including those relating to the remediation of soil and groundwater, may impose strict liability and liability may be joint or several.

Although we believe that we are in substantial compliance with all applicable laws and regulations, because legal requirements frequently change and are subject to interpretation, we are unable to predict the ultimate cost of compliance or the consequences of non-compliance with these requirements, or the effect on our operations, any of which may be significant. We routinely incur costs in complying with these regulations and, if we fail to comply, we could incur significant penalties, such as criminal sanctions or civil remedies, including fines, penalties, injunctions or prohibitions on importing or exporting, and our operations may be shut down. A failure to comply with applicable laws and regulations, or concerns about product safety, also may lead to a recall or post-manufacture repair of selected products, resulting in the rejection of our products by our customers and end users, lost sales, increased customer service and support costs and costly litigation. In addition, failure to comply with environmental, health and safety requirements could require us to shut down one or more of our facilities. There is a risk that any claims or liabilities, including product liability claims, relating to such noncompliance may exceed, or fall outside the scope of, our insurance coverage. Any changes in regulations, the imposition of additional regulations or the enactment of any new governmental legislation that impacts employment/labor, trade, healthcare, tax, environmental or other business issues could have a material adverse impact on our business, results of operations, financial condition and cash flows.

***Changes in accounting rules could adversely affect our reported operating results.***

Our consolidated financial statements are prepared in accordance with GAAP. These principles are subject to interpretation by various governing bodies, including the Financial Accounting Standards Board, which create and interpret appropriate accounting standards. Future periodic assessments required by current or new accounting standards may result in additional noncash charges and/or changes in presentation or disclosure. A change from current accounting standards could have a significant adverse effect on our reported financial position or results of operations.

***Unanticipated changes in effective tax rates or adverse outcomes resulting from examination of our income or other tax returns could adversely affect our results of operations and financial condition.***

Together with our subsidiaries, we are subject to taxation in many jurisdictions worldwide. The future effective tax rates applicable to us and our subsidiaries as a group could be subject to volatility or adversely

**Ingram Micro Holding Corporation has requested confidential treatment of this registration statement and associated correspondence pursuant to Rule 83 of the Securities and Exchange Commission.**

affected by a number of factors, including changes in the valuation of our deferred tax assets and liabilities, limitations on the tax deductibility of interest expense, tax effects of stock-based compensation and other executive compensation programs or changes in tax laws, regulations or interpretations thereof. In addition, we and our subsidiaries may be subject to audits of our income, sales and other taxes by U.S. federal, state, local and non-U.S. taxing authorities. Outcomes from these audits could have an adverse effect on our business, results of operations, financial condition and cash flows.

*Changes in, or interpretations of, tax rules and regulations, changes in mix of our business among different tax jurisdictions, and deterioration of the performance of our business may adversely affect our effective income tax rates or operating margins, and we may be required to pay additional taxes and/or tax assessments, as well as record valuation allowances relating to our deferred tax assets.*

In addition to payroll taxes, we are subject to both income and transaction-based taxes in substantially all countries and jurisdictions in which we operate, which are complex. Changes to tax laws or regulations or to their interpretation or application by governments could adversely affect our future earnings and cash flows. For example, in light of continuing global fiscal challenges, various levels of government and international organizations such as the Organisation for Economic Co-operation and Development (“OECD”) and the European Union are increasingly focused on tax reform and other legislative or regulatory action to increase tax revenue. These tax reform efforts, such as the OECD’s Base Erosion and Profit Shifting Project, are designed to ensure that corporate entities are taxed on a larger percentage of their earnings. Tax reform efforts include proposals that may change various aspects of the existing framework under which our tax obligations are determined in many of the countries in which we do business and increase the complexity, burden and cost of tax compliance. For example, the OECD/G20 Inclusive Framework released a statement on a two-pillar solution to address the tax challenges arising from the digital economy in October 2021, which includes proposals to reallocate profits among taxing jurisdictions based on a market-based concept rather than historical “permanent establishment” concepts and subject multinational enterprises to a global minimum corporate tax rate of 15%. These proposals have been agreed in principle by 145 OECD member jurisdictions. In August 2022, the U.S. government enacted the Inflation Reduction Act, which imposes a corporate alternative minimum tax of 15% on adjusted financial statement income for certain corporations. Although we are currently evaluating the impact this law may have, we do not expect our effective tax rate to increase as a result of the legislation. Our effective income tax rate in the future could be adversely affected by changes in the mix of earnings in countries with differing statutory tax rates, changes in the valuation of deferred tax assets and liabilities, limitations on the tax deductibility of interest expense, tax effects of stock based compensation and other executive compensation programs, changes to our operating structure, changes in tax laws, regulations or interpretation thereof and the discovery of new information in the course of our tax return preparation process.

Likewise, changes to our transaction tax liabilities could adversely and materially affect our future results of operations, cash flows and our competitive position. We engage in a high volume of transactions where multiple types of consumption, commercial and service taxes are potentially applicable. An inability to appropriately identify, charge, remit and document such taxes, along with an inconsistency in the application of these taxes by the applicable taxing authorities, may negatively impact our gross and operating margins, financial position or cash flows.

We are subject to the continuous examination of both our income and transaction tax returns by the U.S. Internal Revenue Service and other domestic and foreign tax authorities. While we regularly evaluate our tax contingencies and uncertain tax positions to determine the adequacy of our provision for income and other taxes based on the technical merits and the likelihood of success resulting from tax examinations, any adverse outcome from these continuous examinations may have an adverse effect on our operating results and financial position.

**Ingram Micro Holding Corporation has requested confidential treatment of this registration statement and associated correspondence pursuant to Rule 83 of the Securities and Exchange Commission.**

**Risks Related to Our Indebtedness**

*Our substantial indebtedness could materially and adversely affect our financial condition, limit our ability to raise additional capital to fund our operations, limit our ability to increase or maintain existing levels of trade credit supplied from our suppliers and prevent us from fulfilling our obligations under our indebtedness.*

We have a significant amount of indebtedness. As a result of our substantial indebtedness incurred in connection with the Imola Mergers, a significant amount of our cash flows is required to pay interest and principal on our outstanding indebtedness, and we may not generate sufficient cash flows from operations, or have future borrowings available under the ABL Revolving Credit Facility, to enable us to repay our indebtedness or to fund our other liquidity needs. As of December 30, 2023, we had total indebtedness of \$3,920.0 million, including the 2029 Notes and borrowings under the Term Loan Credit Facility, and we had unused commitments under the ABL Revolving Credit Facility available to us of \$3,470.0 million. Cash paid for interest expense was \$18.1 million, \$174.4 million, \$320.0 million and \$378.6 million for the Predecessor 2021 Period, the Successor 2021 Period, Fiscal Year 2022 (Successor) and Fiscal Year 2023 (Successor), respectively. See “Capitalization”.

Subject to the limits contained in the ABL Credit Agreement and the Term Loan Credit Agreement, the Indenture and our other debt instruments, we may incur substantial additional debt from time to time to finance working capital, capital expenditures, investments or acquisitions or for other purposes. If we do so, the risks related to our high level of debt would further increase. Specifically, our high level of debt could have important consequences, including:

- making it more difficult for us to satisfy our obligations with respect to our debt;
- limiting our ability to obtain additional financing to fund future working capital, capital expenditures, acquisitions or other general corporate requirements;
- requiring a substantial portion of our cash flows to be dedicated to debt service payments instead of other purposes, thereby reducing the amount of cash flows available for working capital, capital expenditures, acquisitions and other general corporate purposes;
- increasing our vulnerability to general adverse economic and market conditions;
- exposing us to the risk of increased interest rates as certain of our borrowings, including borrowings under the ABL Credit Facilities and the Term Loan Credit Facility, are at variable rates of interest;
- limiting our flexibility in planning for and reacting to changes in the markets in which we compete and to changing business and economic conditions;
- restricting us from making strategic acquisitions or causing us to make non-strategic divestitures in order to generate cash proceeds necessary to satisfy our debt obligations;
- impairing our ability to obtain additional financing in the future;
- placing us at a disadvantage compared to other, less leveraged competitors and affecting our ability to compete;
- limiting our ability to retain or increase levels of trade credit and financing provided by our suppliers, or generating less advantageous pricing or rebate structures from our suppliers; and
- increasing our cost of borrowing.

We are also party to certain additional lines of credit, short-term overdraft facilities and other credit facilities with approximately \$217.5 million outstanding under these facilities as of December 30, 2023. See “Description of Material Indebtedness.”

**Ingram Micro Holding Corporation has requested confidential treatment of this registration statement and associated correspondence pursuant to Rule 83 of the Securities and Exchange Commission.**

***We may not be able to generate sufficient cash flows from operations to service all of our indebtedness and may be forced to take other actions to satisfy our obligations under our indebtedness, which may not be successful.***

Our ability to make scheduled payments on or refinance our debt obligations depends on our financial condition and operating performance, which are subject to prevailing economic and competitive conditions and to financial, business, legislative, regulatory and other factors beyond our control. We might not be able to maintain a level of cash flows from operations sufficient to permit us to pay the principal, premium, if any, and interest on our indebtedness.

If our cash flows and capital resources are insufficient to fund our debt service obligations, we could face substantial liquidity problems and could be forced to reduce or delay investments and capital expenditures or to dispose of material assets or operations, seek additional debt or equity capital or restructure or refinance our indebtedness. Additionally, we may not be able to obtain loans or other debt financings on commercially reasonable terms or at all. Even if successful, those alternative actions may not allow us to meet our scheduled debt service obligations. The Credit Agreements and the Indenture restrict, and the agreements governing our indebtedness in the future may restrict, our ability to dispose of certain assets and use the proceeds from such dispositions and may also restrict our ability to raise debt or equity capital to be used to repay other indebtedness when it becomes due. Because of these restrictions, we may not be able to consummate those dispositions or to obtain proceeds in an amount sufficient to meet any debt service obligations then due.

Our inability to generate sufficient cash flows to satisfy our debt obligations, or to refinance our indebtedness on commercially reasonable terms or at all, would materially and adversely affect our business, results of operations, financial condition and cash flows as well as our ability to satisfy our obligations under our indebtedness.

Additionally, any inability to generate sufficient cash flows to satisfy our debt obligations or to refinance our indebtedness on commercially reasonable terms or at all could result in a material adverse effect on our business, results of operations, financial condition and cash flows, and could negatively impact our ability to satisfy our obligations under our indebtedness, which in turn could negatively impact investments in our Common Stock. If we cannot make scheduled payments on our indebtedness, we will be in default and holders of our indebtedness could declare all outstanding principal and interest to be due and payable, the lenders under the ABL Revolving Credit Facility could terminate their commitments to loan additional money to us, the lenders could foreclose against the assets securing their borrowings and we could be forced into bankruptcy or liquidation. Any or all of these events could result in investors losing all or a part of their investments in our Common Stock.

***The Indenture and the Credit Agreements contain a number of restrictive covenants that impose significant operating and financial restrictions on us and limit our ability to engage in acts that may be in our long-term best interest, including restrictions on our ability and the ability of our subsidiaries to:***

- incur additional indebtedness and guarantee indebtedness;
- pay dividends or make other distributions in respect of, repurchase or redeem, capital stock;
- prepay, redeem or repurchase certain debt;
- issue certain preferred stock or similar equity securities;
- make loans and investments;
- sell assets;
- incur liens;
- enter into agreements containing prohibitions affecting our subsidiaries' ability to pay dividends;

**Ingram Micro Holding Corporation has requested confidential treatment of this registration statement and associated correspondence pursuant to Rule 83 of the Securities and Exchange Commission.**

- enter into transactions with affiliates; and
- consolidate, merge or sell all or substantially all of our assets.

As a result of all of these restrictions, we may be:

- limited in how we conduct our business;
- unable to raise additional debt or equity financing to operate during general economic or business downturns; or
- unable to compete effectively or to take advantage of new business opportunities.

These restrictions might hinder our ability to grow in accordance with our strategies. With respect to the ABL Credit Facilities, we will also be required by a springing financial covenant to, on any date when Adjusted Availability (as such term is defined in the ABL Credit Agreement) is less than the greater of (i) 10% of the lesser of the Line Cap (as such term is defined in the ABL Credit Agreement) and (ii) \$300 million, maintain a minimum fixed charge coverage ratio of 1.00 to 1.00, tested for the four fiscal quarter periods ending on the last day of the most recently ended fiscal quarter for which financials have been delivered, and at the end of each succeeding fiscal quarter thereafter until the date on which Adjusted Availability has exceeded the greater of (x) 10% of the Line Cap and (y) \$300 million for 30 consecutive calendar days. Our ability to meet the financial covenant could be affected by events beyond our control. While we anticipate that we will continue to be able to maintain compliance with this covenant immediately following the consummation of this offering, we cannot assure investors that we will not breach this covenant or other covenants in our Credit Facilities in the future, or other covenants in our future credit facilities.

A breach of the restrictive, reporting and other covenants under the Indenture or under the Credit Agreements could result in an event of default under the applicable indebtedness. Such a default, if not cured or waived, may allow the creditors to accelerate the related debt and may result in the acceleration of any other debt that is subject to an applicable cross-acceleration or cross-default provision. In addition, an event of default under the Credit Agreements would permit the lenders under the ABL Revolving Credit Facility to terminate all commitments to extend further credit thereunder. Furthermore, if we were unable to repay the amounts due and payable under the Credit Facilities, those lenders could proceed against the collateral securing such indebtedness. In the event our lenders or holders of the 2029 Notes accelerate the repayment of our borrowings, we and our subsidiaries may not have sufficient assets to repay that indebtedness.

***Our variable rate indebtedness subjects us to interest rate risk, which could cause our debt service obligations to increase significantly.***

Borrowings under the Credit Facilities are, and borrowings under the agreements governing our future indebtedness may be, subject to variable rates of interest, exposing us to interest rate risk. As interest rates increase, our debt service obligations on the variable rate indebtedness will increase even though the amount borrowed may remain the same, and our profit and cash flows, including cash available for servicing our indebtedness, will correspondingly decrease. Assuming that our ABL Revolving Credit Facility was fully drawn as of December 30, 2023, each one-eighth percentage point change in interest rates would result in a change of approximately \$6.1 million in annual interest expense on the indebtedness under our Credit Facilities. See “Management’s Discussion and Analysis of Financial Condition and Results of Operations—Quantitative and Qualitative Disclosures About Market Risk—Interest Rate Risk.” To mitigate the Company’s exposure to interest rate risk arising from the Company’s long-term debt, the Company entered into certain agreements during the first quarter of 2023 to establish a 5.5% upper limit on the LIBOR interest rate applicable to a substantial portion of the borrowings under the Term Loan Credit Facility. We recently transitioned the ABL Revolving Credit Facility and the Term Loan Credit Facility from LIBOR to SOFR as the interest reference rate, and we amended the interest rate cap agreements to establish a 5.317% upper limit on the SOFR interest rate. These interest rate cap agreements transitioned from LIBOR to SOFR as the interest reference rate during the third quarter of 2023.



**Ingram Micro Holding Corporation has requested confidential treatment of this registration statement and associated correspondence pursuant to Rule 83 of the Securities and Exchange Commission.**

These transitions may result in increased interest expense to us and may affect our ability in the future to incur debt on terms acceptable to us, which could adversely affect our business, results of operations, financial condition and cash flows. In the future, we may enter into other interest rate swaps that involve the exchange of floating for fixed rate interest payments in order to reduce interest rate volatility. However, it is possible that we will not maintain interest rate swaps with respect to any of our variable rate indebtedness. Alternatively, any swaps we enter into may not fully or effectively mitigate our interest rate risk.

***The Indenture governing the 2029 Notes and the Credit Agreements governing the Credit Facilities contain cross-default or cross-acceleration provisions that may result in all of the debt issued under the Indenture and the Credit Agreements to become immediately due and payable because of a default under an unrelated debt instrument.***

Our failure to comply with the obligations contained in the agreements governing any of our debt instruments could result in an event of default under such instruments, which could result in the 2029 Notes and the Credit Facilities (together with accrued and unpaid interest and other fees) becoming immediately due and payable. In such event, we would need to raise funds from alternative sources, which funds may not be available to us on favorable terms, on a timely basis or at all. Alternatively, such a default could require us to sell certain of our assets and otherwise curtail our operations in order to pay our creditors. These alternative measures could have a material adverse effect on our business, results of operations, financial condition and cash flows, which could cause us to become bankrupt or insolvent or otherwise impair our ability to make cash available by dividend, debt repayment or otherwise to enable us to make payments in respect of our indebtedness.

**Risks Related to Our Reliance on Third Parties**

***We face a variety of risks in our reliance on third-party service companies, including shipping companies, for the delivery of our products and outsourcing arrangements.***

We rely almost entirely on arrangements with third-party shipping and freight forwarding companies for the delivery of our products. Freight and shipping charges may increase due to rising fuel cost, inflation, labor disputes or general price increases. For example, in 2021, one of our key transportation suppliers notified us of a significant rate increase in our transportation cost base. Any such increases have an immediate adverse effect on our margins unless we are able to pass the increased charges to our customers or renegotiate terms with our suppliers. Additionally, the termination of our arrangements with one or more of these third-party shipping companies, or the failure or inability of one or more of these third-party shipping companies to deliver products from vendors to us or products from us to our customers, even temporarily, could materially disrupt our business and harm our reputation and operating results, and we and our vendors and customers may be unable to mitigate such disruptions by securing alternate shipping arrangements.

In addition, we have outsourced various transaction-oriented service and support functions to business process outsource providers. We have also outsourced a significant portion of our IT infrastructure function and certain IT application development functions to third-party providers. We may outsource additional functions to third-party providers. Our reliance on third-party providers to provide services to us, our customers and suppliers, could result in significant disruptions and costs to our operations, including damaging our relationships with our suppliers and customers, if these third-party providers do not meet their obligations to adequately maintain an appropriate level of service for the outsourced functions or fail to adequately support our IT requirements. As a result of our outsourcing activities, it may also be more difficult to recruit and retain qualified associates for our business needs.

***We or our vendors, suppliers or customers may experience damage to or disruptions at our respective facilities caused by natural disasters and other factors, such as climate change, which may result in our business, financial condition and results of operations being adversely affected.***

Several of our facilities or those of our vendors, suppliers and customers could be subject to a catastrophic loss or business interruptions due to extreme weather events, including as a result of climate change (such as

**Ingram Micro Holding Corporation has requested confidential treatment of this registration statement and associated correspondence pursuant to Rule 83 of the Securities and Exchange Commission.**

drought, wildfires, increased storm severity and frequency and sea level rise), earthquakes, tornadoes, floods, hurricanes, fire, power loss, telecommunication and information systems failure, inclement weather, failure of the power grid or other similar events. We maintain disaster recovery and business continuity plans that would be implemented in the event of incidents such as severe weather events; however, we cannot be certain that our plans will protect us or our vendors, suppliers or customers from all such events. While we maintain insurance coverage to mitigate business continuity risks, among other risks, such coverage may be insufficient to recover all such losses, or we may not be able to reestablish our operations and, as a result, our customers or suppliers may experience material disruptions in their operations as a result of such events, which could materially and adversely affect our business, results of operations, financial condition and cash flows.

***Termination of a key supply or services agreement or a significant change in vendor terms or conditions of sale could negatively affect our operating margins, revenue or the level of capital required to fund our operations.***

Our agreements with most of our key vendors are terminable upon short notice and for any reason. Additionally, under most of our agreements, our vendors are not required to accept the purchase orders we regularly place. Should our contractual relationships with vendors be terminated or, even if not terminated, should vendors decide to reject our purchase orders, our business may be materially and adversely impacted.

A significant percentage of our net sales relates to products sold to us by relatively few vendors. As a result of such concentration, terminations of supply or services agreements, a significant change in the terms or conditions of sale from one or more of our significant vendors or the bankruptcy or closure of business by one or more of our key vendors could negatively affect our operating margins, revenues and/or the level of capital required to fund our operations. Our vendors have the ability to make, and in the past have made, rapid and significantly adverse changes in their sales terms and conditions, such as reducing the amount of price protection and return rights offered to us, as well as reducing the level of purchase discounts and rebates they make available to us. In most cases, we have no guaranteed price or delivery agreements with vendors. In certain product categories, such as systems, limited price protection or return rights offered by vendors may have a bearing on the amount of product we may be willing to purchase for stock. We expect restrictive vendor terms and conditions to continue for the foreseeable future. Our inability to pass through to our customers the impact of these changes, as well as our failure to develop systems to manage ongoing vendor programs, could cause us to record inventory write-downs or other losses and could have a negative impact on our gross margins.

We receive purchase discounts and rebates from vendors based on various factors, including sales or purchase volume, breadth of customers and achievement of other quantitative and qualitative goals set by the vendors. These purchase discounts and rebates may affect gross margins and ultimately, profitability. Many purchase discounts from vendors are based on percentage increases in sales of products. Our operating results could be negatively impacted if these rebates or discounts are reduced or eliminated or if our vendors significantly increase the complexity of the process and costs for us to receive such rebates.

Our ability to obtain particular products or product lines in the required quantities to fulfill customer orders on a timely basis is critical to our success. The technology industry experiences significant product supply shortages and customer order backlogs from time to time due to the inability of certain vendors to supply certain products on a timely basis. As a result, we have experienced, and may continue to experience, shortages of specific products that may last for an indefinite period of time, which can significantly impact pricing of such products. Vendors have, from time to time, made efforts to reduce the number of distributors with whom they do business. This could result in more intense competition as distributors strive to secure distribution rights with these vendors, which could have an adverse effect on our operating results. If vendors are not able to provide us with an adequate supply of products to fulfill our customer orders on a timely basis or we cannot otherwise obtain particular products or a product line or vendors substantially increase their existing distribution through other distributors, their own dealer networks or directly to resellers, our reputation, sales and profitability may materially suffer.

**Ingram Micro Holding Corporation has requested confidential treatment of this registration statement and associated correspondence pursuant to Rule 83 of the Securities and Exchange Commission.**

***Our business may be adversely affected by some vendors' strategies to consolidate business or increase their direct sales, which in turn could cause our business and operating results to suffer.***

A determination by any of our primary vendors to consolidate their business with other distributors or systems integrators could negatively affect our business and operating results. Consolidation of vendors has resulted in fewer sources for some of the products and services that we distribute. This consolidation has also resulted in larger vendors that have significant operating and financial resources and wield significant bargaining power to pursue aggressive business terms. In certain cases, consolidation has led, and in the future may continue to lead, to vendors adjusting their strategies, streamlining product offerings and modifying the sales volume flowing through the distribution channel, relying more heavily on internal sales forces. For example, in January 2024, HPE, one of our longstanding vendor partners, announced its intention to acquire Juniper Networks, another one of our longstanding vendor partners, and changes in those vendors' sales practices or strategies following the closing of the acquisition and subsequent integration of the businesses could result in a reduction in our aggregate revenues with respect to such accounts. Other vendors may reduce or eliminate promotional activities to reduce their expenses, which could, in turn, result in declined demand from our reseller or retailer customers and end users.

Some vendors, including some of our primary vendors, sell products and services directly to reseller and/or retail customers and/or end users, thereby significantly limiting our addressable market and business opportunities. If large vendors increasingly sell directly to end users or our resellers and retailers, rather than use us as the distributor of their products and services, our business and operating results will materially suffer.

***Substantial defaults by our customers or the loss of significant customers could have a negative impact on our business, results of operations, financial condition or liquidity.***

As is customary in many industries, we extend credit to our customers for a significant portion of our net sales. Customers have a period of time, generally 30 days after date of invoice, to make payment. We are subject to the risk that our customers will not pay for the products or services they have purchased, a risk that we have experienced more frequently in emerging foreign markets but has also occurred in the United States. For example, in 2022, one of our customers in the United States went into receivership and we experienced a loss of less than \$10 million for which we did not have insurance coverage. As another example, an aging receivable related to a public sector customer in Latin America, with a balance of \$17.9 million as of December 30, 2023, led to bad debt expense of \$7.4 million during the quarter ended April 1, 2023, and an additional reserve may be required related to aging of this same receivable from a single project for which collections continue to be delayed. The risk that we may be unable to collect on receivables may increase if our customers experience decreases in demand for their products and services or otherwise become less stable, due to adverse economic conditions or otherwise. If there is a substantial deterioration in the collectability of our receivables or if we cannot obtain credit insurance at reasonable rates, are unable to collect under existing credit insurance policies or fail to take other actions to adequately mitigate such credit risk, our earnings, cash flows and our ability to utilize receivable-based financing could significantly deteriorate and credit insurance may become more expensive and on terms that are less favorable to us. In addition, our customers generally do not have an obligation to purchase products or services from us. In the event a significant customer decides to make its purchases from a competitor, experiences a significant change in demand from its own customer base, becomes financially unstable or is acquired by another company, our revenues, and our ability to access rebates or reduced pricing from product suppliers or vendors may be negatively impacted, resulting in a materially adverse effect to our business or results of operations.

**Ingram Micro Holding Corporation has requested confidential treatment of this registration statement and associated correspondence pursuant to Rule 83 of the Securities and Exchange Commission.**

*We do not have guaranteed future sales of the products we sell and when we enter into contracts with our customers we generally take the risk of certain cost increases, and our business, financial condition, results of operations and operating margins may be negatively affected if we purchase more products than our customers require, product costs increase unexpectedly, we experience high start-up costs on new contracts or our contracts are terminated.*

Certain of our contracts are long-term, fixed-price agreements with no guarantee of future sales volumes, and may be terminated for convenience on short notice by our customers, often without meaningful penalties, and often provide that we are reimbursed for the cost of any inventory specifically procured for the customer or inventory that is not commonly sold to our other customers. In addition, we purchase inventory based on our forecasts of anticipated future customer demand. As a result, we have taken, and will continue to take, the risk of holding excess inventory if our customers do not place orders consistent with our forecasts, particularly with respect to inventory that has a more limited shelf life. Also, even though we may sometimes enter into long-term pricing agreements with our vendors, we run the risk of not being able to pass along to our customers, or otherwise recover, unexpected increases in our product costs, including as a result of changing environmental laws and regulations, the effects of climate change on pricing and sourcing and commodity price increases and tariffs, which may increase above our established prices at the time we entered into the contract and established prices for products we provide. When we are awarded new contracts, particularly just-in-time contracts, we may incur high costs, including salary and overtime costs, to hire and train on-site personnel, in the start-up phase of our performance. In the event that we purchase more products than our customers require, product costs increase unexpectedly, we experience high start-up costs on new contracts, or our contracts are terminated, our business, financial condition, results of operations and operating margins could be negatively affected.

**Risks Related to Information Technology, Data Privacy and Intellectual Property**

*Our dependence on a variety of information systems to operate our business could, if such systems are not properly functioning, maintained and available, or if we experience system security breaches, data protection breaches or other cyberattacks, result in disruptions to our business and harm our reputation and net sales.*

We depend on a variety of information systems for our operations, many of which are proprietary, including one of our legacy mainframe enterprise resource planning (“ERP”) systems, which have historically supported many of our material business operations such as inventory and order management, shipping, receiving and accounting. Because a significant number of our information systems are internally developed systems and applications in the legacy programming language COBOL, it can be more difficult to upgrade or adapt them compared to commercially available software solutions and they require significant engineering expertise to maintain. We may not invest sufficient resources in, or be able to attract necessary talent to successfully maintain, our information systems.

More than a decade ago, we began our program to deploy a new global ERP system developed by SAP SE. Since then, our business has significantly diversified, and new technologies allow legacy systems and diverse applications to easily be connected in a modular way, which allows these legacy systems to be part of a flexible, powerful and efficient solution. Today, the majority of our distribution business still runs on our legacy mainframe ERP system. We can make no assurances as to whether the modularity of our system construct will continue to operate efficiently or as expected, which could in turn impact our ability to operate or for our customers or vendors to transact with us normally. In addition, maintaining and supporting disparate ERPs, including the failure of any portion or module thereof, may pose risks to our ability to operate successfully and efficiently within an effective system of internal controls (including appropriate controls over financial reporting), as well as our ability to assess the adequacy of such internal controls.

*We can make no assurances that the combined systems strategy will be successful or that we will not have additional disruptions, delays and/or negative business impacts from future deployments.*

Disruptions, delays or deficiencies in the design, implementation, performance and maintenance of our various IT systems could adversely and materially affect our ability to effectively run and manage our business, including by

**Ingram Micro Holding Corporation has requested confidential treatment of this registration statement and associated correspondence pursuant to Rule 83 of the Securities and Exchange Commission.**

potentially limiting our customers' ability to access our price and product availability information or place orders. Portions of our IT infrastructure also may experience interruptions, delays or cessations of service or may produce errors in connection with systems integration or migration work that takes place from time to time. We may not be successful in implementing new systems and transitioning data, which could cause business disruptions and be more expensive, time consuming, disruptive and resource-intensive than anticipated. Such disruptions could adversely impact our ability to fulfill orders or to attract and retain customers, and could interrupt other business processes. Moreover, the expenses associated with these initiatives can be difficult to predict, and we may incur substantial additional expenses in excess of what is currently expected, particularly if any of these initiatives is unsuccessful or proves unsustainable, which may require us to incur additional costs. We may also be limited in our ability to integrate any new business that we may acquire into our information systems. If our information systems do not allow us to transmit accurate information, even for a short period of time, to key decision makers, the ability to manage our business could be disrupted and the results of operations and our financial condition could be materially and adversely affected. Failure to properly or adequately address these issues could impact our ability to perform necessary business operations, which could materially and adversely affect our reputation, competitive position, business, results of operations and financial condition.

***We may not be able to prevent or timely detect breaches of, or attacks on, our information technology systems.***

We rely on the internet for our orders and information exchanges with our suppliers, vendors and customers. The internet in general, and individual websites in particular, have experienced a number of disruptions, slowdowns and security breaches, some of which were caused by organized attacks. If we were to experience a security breakdown, disruption or breach that compromised sensitive information, including personal information, this could materially harm our relationships with our customers, suppliers or associates; impair our order processing; damage our reputation in the industry and with our customers; or more generally prevent our customers and suppliers from accessing information, which could cause us to lose business. Computer programmers, state and non-state actors and hackers may be able to penetrate our network security and misappropriate or compromise our confidential information or that of third parties, create system disruptions or cause shutdowns. For example, some of our associates have mistakenly clicked on a 'phishing' email that resulted in compromised network credentials or other stolen information. None of these incidents has been material, and as described below, we employ defenses designed to mitigate the risk of these types of events, but we cannot guarantee that these defenses will succeed given the changing tactics and tools of threat actors around the world. In addition, "ransomware" attacks or other forms of cyber extortion present a significant concern as such attacks may impose costs in the form of remediation, post-attack notification obligations or other legal or regulatory requirements, and operational delays and other interruptions to normal business activities. In addition, sophisticated hardware and operating system software and applications that we procure from third parties may contain defects in design or manufacture, including "bugs" and other problems that could unexpectedly interfere with the operation of the system. For instance, one of our suppliers, SolarWinds, fell victim to one of the largest and most sophisticated supply chain attacks in recent history. This attack, reportedly perpetrated by nation-state actors, infected SolarWinds software that was eventually distributed to more than 30,000 SolarWinds customers, including us. This third-party security incident necessitated us taking steps to secure our systems, including by conducting a forensic investigation and patching relevant software. Though we uncovered no evidence that the SolarWinds attack resulted in any actual compromise of our systems or data, incidents such as this impose costs and may adversely affect our operations.

***Cyberattacks, including by state-sponsored actors, continue to become more sophisticated and persistent. Geopolitical tensions or conflicts, such as the ongoing conflict between Russia and Ukraine and the tension between China and Taiwan, may create a heightened risk of cybersecurity incidents.***

We deploy data security measures, including physical, technical and administrative safeguards, and contingency plans reasonably designed to mitigate these risks and to satisfy regulatory, contractual and other legal requirements in the United States and other countries as required by our global footprint; however, we cannot assure investors that a breakdown, disruption or breach will not occur in the future. In particular, we have

**Ingram Micro Holding Corporation has requested confidential treatment of this registration statement and associated correspondence pursuant to Rule 83 of the Securities and Exchange Commission.**

taken steps to reduce the potential risk presented by ransomware attacks, for instance by standardizing our disaster recovery program and by conducting backup and recovery exercises. Additionally, we conduct industry-standard audits of our data security program and maintain active programmatic data security certifications. The costs of eliminating or alleviating cyberattacks or other information security vulnerabilities, including bugs, viruses, worms and malicious software programs could be significant, and our efforts to address or anticipate these problems may not be successful and could result in interruptions, delays, cessation of service and loss of existing or potential customers and may impede our sales, distribution or other critical functions.

We manage and store proprietary information and sensitive or confidential data relating to our business. In addition, we routinely process, store and transmit large amounts of data for our partners, which may include sensitive information and personal information. Confidential information may also inadvertently be disclosed in connection with our repair and refurbishment and/or our electronic waste disposal services. Breaches of our security measures or the accidental loss, inadvertent disclosure or unapproved dissemination of proprietary information or sensitive or confidential data about us or our customers or vendors, including the potential loss or disclosure of such information or data as a result of fraud, trickery or other forms of deception, could expose us, our customers or vendors, or the individuals affected to loss or misuse of this information, result in litigation, regulatory scrutiny and potential liability for us, damage our brand and reputation or otherwise materially harm our business. In addition, the cost and operational consequences of implementing further data protection measures could be significant. Such breaches, costs and consequences could materially and adversely affect our business, results of operations, financial condition and cash flows.

***Changes in the regulatory environment regarding privacy and data protection regulations could have a material adverse effect on our results of operations.***

We may process personal data (i.e., data relating to an identifiable natural individual) in relation to our associates, customers, business partners, vendors, suppliers and other third parties, and the collection, use, sharing and protection of personal data is highly regulated in many countries in which we operate. For example, in the EU and the European Economic Area (the “EEA”), the GDPR imposes restrictions that, in many respects, are more stringent, and impose more significant burdens on businesses, than many privacy laws, including those in the United States, which are applicable to our business. GDPR is directly applicable in each EU and EEA member state; however, it provides that EU and EEA member states may establish further conditions, limitations and regulations, and these could further limit our ability to collect, control, process, share, disclose and otherwise use personal data and/or could cause our compliance costs to increase, ultimately having an adverse effect on our business.

GDPR limits the circumstances under which personal data may be transferred out of the EU and EEA to third countries, which may affect our ability to operate with respect to such cross-border transfers. Specifically, under GDPR, personal data may only be transferred out of the EU/EEA to countries that have “adequate” protections in place, as determined by the European Commission (“EC”), or subject to a lawful data transfer mechanism, such as the EC-approved Standard Contractual Clauses (“SCCs”). Where we transfer personal data out of the EU or EEA to countries without an EC adequacy decision, we seek to comply with the relevant EU data export requirements, including by entering into SCCs. Further, these cross-border data transfer rules and the mechanisms used by companies such as ours are under scrutiny and the ongoing legality of such transfer mechanisms is not certain. That uncertainty increases our compliance costs. For example, there is ongoing litigation challenging the use of the Standard Contractual Clauses to legitimize transfers of personal data to the United States. If the use of Standard Contractual Clauses in such circumstances is invalidated by the European courts, we may need to renegotiate certain contracts or change certain data processing operations to remain in compliance with GDPR. In the United Kingdom, regulators have implemented their own United Kingdom-specific requirements, such as by requiring parties to use an International Data Transfer Agreement or otherwise amend the Standard Contractual Clauses when transferring data to countries without adequate protections in place. Switzerland similarly has its own Swiss-specific requirements. These additional requirements increase the costs of negotiating and executing contracts with suppliers, vendors and customers when the United Kingdom, Switzerland or the EU are involved.

**Ingram Micro Holding Corporation has requested confidential treatment of this registration statement and associated correspondence pursuant to Rule 83 of the Securities and Exchange Commission.**

We depend on a number of third parties in relation to the operation of our business, a number of which process personal data on our behalf. With each such provider we attempt to mitigate the associated risks of using third parties by entering into contractual arrangements, including data processing agreements, to ensure that providers only process personal data according to our instructions and that they have sufficient technical and organizational security measures in place to protect such data. Where we transfer personal data outside the EEA to such third parties, we do so in compliance with the relevant data export requirements, as described above. However, there is no assurance that these contractual measures and our own privacy and security-related safeguards will protect us from the risks associated with the third-party processing, storage and transmission of such information. Any violation of data or security laws by our third-party processors could have a material adverse effect on our business and result in the fines and penalties outlined below.

We are subject to the supervision of local data protection authorities in those EU and EEA jurisdictions where we are established or otherwise subject to the GDPR. Fines for violation of the GDPR may be significant: up to the greater of 20 million Euros or 4% of total global annual turnover. In addition to the foregoing, a breach of the GDPR could result in regulatory investigations, reputational damage, orders to cease, change our processing of our data, enforcement notices, assessment notices (for a compulsory audit), as well as potential civil claims including class-action type litigation where individuals suffer harm.

We are also subject to evolving EU privacy laws on cookies and e-marketing. Regulators have interpreted GDPR to require opt-in for marketing and the use of third-party cookies, web beacons and similar technologies that are not strictly necessary for the proper functioning of a website or online application. Violations of these requirements are potentially subject to fines at the same levels as the GDPR generally (i.e., the greater of 20 million Euros or 4% of total global annual turnover). We are likely to be required to expend further capital and other resources to ensure compliance as expectations, precedent and guidance from regulators continue to evolve around issues related to tracking technologies and e-marketing.

Other jurisdictions outside the EU and EEA, including several states in the United States and a number of countries around the world, have enacted or are considering enacting data privacy and data protection laws, including laws that borrow various concepts from GDPR. For example, in 2020 and 2021, laws went into effect in California, Brazil and China regulating the collection, use and sharing of personal data in those jurisdictions, and new data privacy laws in various states, as well as updates to states' existing laws, have come in 2023 or will come into effect in 2024. These laws, such as the California Consumer Privacy Act, ("CCPA"), allow for substantial penalties for non-compliance. For example, under the CCPA, in addition to fines that may be imposed by the State Attorney General and/or regulatory body, consumers themselves have a private right of action against a company for failure to utilize "reasonable security procedures" that leads to a data breach. In addition, numerous countries, such as China and Russia, have enacted data localization laws that require certain data to stay within their borders and impose significant penalties for failure to comply. As laws in the jurisdictions in which we operate continue to change, we face additional costs to update our compliance efforts and additional risks related to potential complaints and associated penalties, fines, reputational damage and other costs.

Further, many jurisdictions are considering or have adopted cybersecurity requirements that may apply to our business. For example, in July 2023, the Securities and Exchange Commission (the "SEC") adopted new cybersecurity rules for public companies that are subject to the reporting requirements of the Securities Exchange Act of 1934 (as amended, the "Exchange Act"). Under these new rules, registered companies must disclose a material cybersecurity incident within four business days of management's determination that the incident is material. Companies also must include updated cybersecurity risk management, strategy and governance disclosures, including disclosures regarding management's role in assessing and managing risks from cybersecurity threats. These new rules became effective for companies other than smaller reporting companies on December 18, 2023. Outside the United States, China has implemented, and other jurisdictions may implement, laws that require companies' information technology security environments to be certified against certain standards. Such laws may be complex, ambiguous, and subject to varying interpretation, which may create uncertainty regarding compliance.

**Ingram Micro Holding Corporation has requested confidential treatment of this registration statement and associated correspondence pursuant to Rule 83 of the Securities and Exchange Commission.**

Finally, we may also face audits or investigations by one or more government agencies and/or customers, business partners and vendors relating to our compliance with these regulations that could result in the imposition of penalties or fines or impact our business relationships. We have implemented a compliance program with input from external advisors designed to ensure our compliance with these privacy and data protection obligations; however, the costs of compliance with, and other burdens imposed by, such laws, regulations and policies that are applicable to us may limit the use and adoption of our products and solutions and could have a material adverse effect on our results of operations.

***Issues in the development and use of AI and ML, combined with an uncertain regulatory environment, may result in reputational harm, liability, risks to our confidential information, proprietary information and personal data, or an adverse effect on our business, results of operations, financial condition and cash flows.***

We currently incorporate AI and ML capabilities into certain of our offerings, including Ingram Micro Xvantage, and our goal is to further enhance our competitive position and the experience of our customers and vendors through the use or development of such tools. The complex and rapidly evolving legal and regulatory landscape, as well as the expectations of consumers, the nature of the AI tools currently in the market, and their use and deployment by our vendors, competitors and other third parties, each present potential risks and challenges.

For instance:

- Legislators and regulators in the U.S. and elsewhere are increasingly interested in the development, deployment, use, and safety of AI systems. The EU is in the process of enacting a specific AI regulation. The introduction of AI into new or existing products may result in increased governmental or regulatory scrutiny, and adapting to or complying with new legal requirements may adversely impact our operations or market position;
- If we, our vendors, or our third-party partners experience an actual or perceived personal data breach or security incident because of the use of AI, we may lose confidential, sensitive and/or proprietary information, see “–We may not be able to prevent or timely detect breaches of, or attacks on, our information technology systems”;
- The intellectual property ownership and license rights, including copyright, surrounding AI technologies has not been fully addressed by U.S. courts or other federal or state laws or regulations, and the use or adoption of third-party AI technologies into our products and services may result in exposure to claims of copyright infringement or other intellectual property misappropriation;
- While we aim to use AI ethically and attempt to identify and mitigate ethical issues presented by its use, we may be unsuccessful in identifying or resolving issues before they arise, or the output result may not align with our expectations, or that of our customers, impacting our relationships with customers, partners and suppliers or other unintended results; and
- We face significant competition from other companies. If we are unable to incorporate AI capabilities that enhance the functionality and reliability of our products, we may lose market share or be unable to attract or retain customers.

Any of these outcomes could damage our reputation, result in the loss of valuable property and information, and adversely impact our business, results of operations, financial condition and cash flows.

***We may become involved in intellectual property disputes that could cause us to incur substantial costs, divert the efforts of management or require us to pay substantial damages or licensing fees.***

As a distributor of products and as a service provider, including of our Cloud Marketplace technology, from time to time we receive notifications from third parties alleging infringements of intellectual property rights allegedly held by others relating to the products or services we sell. As we continue to expand the products and



**Ingram Micro Holding Corporation has requested confidential treatment of this registration statement and associated correspondence pursuant to Rule 83 of the Securities and Exchange Commission.**

services we offer and the geographies and channels in which we participate, our potential exposure to disputes related to intellectual property rights infringement increases. Litigation with respect to patents or other intellectual property matters could result in substantial costs and diversion of management and other resources and could have an adverse effect on our operations. Further, we may be obligated to indemnify and defend our customers if the products or services we sell are alleged to infringe any third party's intellectual property rights. While we may be able to seek indemnification and defense from our vendors and suppliers to protect our customers and our company against such claims, there is no assurance that we will be successful in obtaining such indemnification or defense or that we will be fully protected against such claims or that such indemnification and defense rights will be sufficient. We also may be unable to insure against such claims. We may also be prohibited from marketing products or services, be forced to market products or services without desirable features, be forced to pay additional licensing fees to continue to distribute certain products or perform certain services, or incur substantial costs to defend legal actions, including when third parties claim that we or vendors who may or may not have indemnified us are infringing upon their intellectual property rights. The validity, subsistence and enforceability of the intellectual property rights portfolio that we currently hold, develop or acquire may be challenged. We may receive such a challenge from individuals and groups who purchase intellectual property assets for the sole purpose of asserting claims of infringement and attempting to extract settlements from target companies. Even if we believe that such infringement claims are without merit, the claims may be time-consuming and costly to defend and may divert management's attention and resources away from our business. Claims of intellectual property infringement may require us to enter into costly settlements or pay costly damage awards, or face a temporary or permanent injunction prohibiting us from marketing or selling certain products or services, which could affect our ability to compete effectively. If an infringement claim is successful, we may be required to pay damages or seek royalty or license arrangements, which may not be available on commercially reasonable terms.

**Risks Related to Our Relationship with Platinum and Being a "Controlled Company"**

*After the completion of this offering, we will be a "controlled company" within the meaning of the NYSE rules and, as a result, we will qualify for, and intend to rely on, exemptions from certain corporate governance requirements. Our stockholders will not have the same protections afforded to stockholders of other companies that are subject to such requirements.*

After the completion of this offering, Platinum will continue to hold more than a majority of the voting power of our outstanding Common Stock entitled to vote generally in the election of directors. As a result, we will be a "controlled company" within the meaning of the corporate governance standards of the NYSE, and may elect not to comply with certain corporate governance requirements, including the requirements that within one year of the date of the listing of our Common Stock:

- a majority of the members of our board of directors are "independent directors" as defined under the rules of the NYSE;
- our board of directors has a compensation committee that is composed entirely of independent directors with a written charter addressing the committee's purpose and responsibilities;
- our director nominations be made, or recommended to the full board of directors, by our independent directors or by a nominations committee that is composed entirely of independent directors and that we adopt a written charter or board resolution addressing the nominations process; and
- we complete an annual performance evaluation of our compensation and nominating and corporate governance committees.

Following this offering, we intend to utilize some of these exemptions. For example, we do not intend to have a majority of independent directors, our compensation and nominating and corporate governance committees may not be composed entirely of independent directors and we may not perform annual performance evaluations with respect to such committees. The independence standards are intended to ensure that directors

**Ingram Micro Holding Corporation has requested confidential treatment of this registration statement and associated correspondence pursuant to Rule 83 of the Securities and Exchange Commission.**

who meet those standards are free of any conflicting interest that could influence their actions as directors. Accordingly, our stockholders will not have the same protections afforded to stockholders of companies that are subject to all of the corporate governance requirements of the NYSE. In the event that we cease to be a “controlled company,” we will be required to comply with the above referenced requirements within one year.

In addition, in response to the adoption of Rule 10C-1 under the Exchange Act, by the SEC, the national securities exchanges (including the NYSE) adopted amendments to their existing listing standards to comply with provisions of Rule 10C-1, which require, among other things, that:

- compensation committees be composed of fully independent directors, as determined pursuant to new and existing independence requirements;
- compensation committees be explicitly charged with hiring and overseeing compensation consultants, legal counsel and other committee advisers; and
- compensation committees be required to consider, when engaging compensation consultants, legal counsel or other advisers, certain independence factors, including factors that examine the relationship between the consultant or adviser’s employer and us.

As a “controlled company,” we will not be subject to these compensation committee independence requirements.

***Platinum controls us, and its interests may conflict with ours or other stockholders’ in the future.***

After the completion of this offering, Platinum will continue to hold more than a majority of the voting power of our outstanding Common Stock entitled to vote generally in the election of directors. Platinum will be able to control the election and removal of our directors and thereby control our policies and operations, including the appointment of management, future issuances of our Common Stock or other securities, payment of dividends, if any, on our Common Stock, the incurrence or modification of indebtedness by us, amendment of our amended and restated certificate of incorporation and amended and restated bylaws and the entering into of extraordinary transactions, and their interests may not in all cases be aligned with the interests of our other stockholders. This concentration of voting control could deprive stockholders of an opportunity to receive a premium for their shares of Common Stock as part of a sale of our company and ultimately might affect the market price of our Common Stock. This concentration of ownership may also adversely affect our share price.

Moreover, in accordance with our Investor Rights Agreement, we have agreed to nominate to our board of directors a number of individuals designated by Platinum constituting a majority thereof. Pursuant to the Investor Rights Agreement, Platinum will retain the right to designate a majority of our directors for so long as it beneficially owns at least 50% of the voting power of all shares of our outstanding stock entitled to vote generally in the election of our directors. See “Certain Relationships and Related Person Transactions—Agreements to Be Entered into in Connection with this Offering—Investor Rights Agreement” and “Description of Capital Stock.” In the event that Platinum ceases to own shares of our stock representing a majority of the total voting power, for so long as Platinum continues to own a significant percentage of our stock, it will still be able to significantly influence or effectively control the composition of our board of directors and the approval of actions requiring stockholder approval through its voting power. Accordingly, for such period of time, Platinum will have significant influence with respect to our management, business plans and policies, including the appointment and removal of our officers.

Platinum is in the business of making investments in companies and may from time to time acquire and hold interests in businesses that compete directly or indirectly with us or whose interests are otherwise not aligned with ours. Our amended and restated certificate of incorporation will provide that neither Platinum nor any of its affiliates or any director who is not employed by us or his or her affiliates will have any duty to refrain from engaging, directly or indirectly, in the same business activities or similar business activities or lines of business in which we operate. Platinum and its affiliates also may pursue acquisition opportunities that may be complementary to our business and, as a result, those acquisition opportunities may not be available to us.

**Ingram Micro Holding Corporation has requested confidential treatment of this registration statement and associated correspondence pursuant to Rule 83 of the Securities and Exchange Commission.**

***Anti-takeover provisions in our organizational documents could delay or prevent a change of control.***

Certain provisions of our amended and restated certificate of incorporation and amended and restated bylaws may have an anti-takeover effect and may delay, defer or prevent a merger, acquisition, tender offer, takeover attempt or other change of control transaction that a stockholder might consider in its best interest, including those attempts that might result in a premium over the market price for the shares held by our stockholders.

Among other things, these provisions:

- permit our board of directors to establish the number of directors and fill vacancies and newly created directorships, other than certain directors who are nominated by Platinum pursuant to our Investor Rights Agreement;
- establish a classified board of directors, as a result of which our board of directors will be divided into three classes, with each class serving for staggered three-year terms;
- provide for the removal of directors only for cause and only upon the affirmative vote of the holders of at least 66 and 2/3% of the shares of Common Stock entitled to vote generally in the election of directors if Platinum and its affiliates cease to beneficially own at least 50% of shares of Common Stock entitled to vote generally in the election of directors;
- provide for the ability of our board of directors to issue one or more series of preferred stock, including “blank check” preferred stock;
- designate Delaware as the sole forum for certain litigation against us;
- provide for advance notice requirements for nominations of directors by stockholders and for stockholders to include matters to be considered at our annual stockholder meetings;
- provide certain limitations on convening special stockholder meetings in the event Platinum beneficially owns less than 50% of the voting power of all outstanding shares of our stock entitled to vote generally in the election of directors;
- prohibit cumulative voting in the election of directors;
- provide that actions by our stockholders be taken only at an annual or special meeting of our stockholders, and not by written consent, in the event Platinum beneficially owns less than 50% of the voting power of all outstanding shares of our stock entitled to vote generally in the election of directors;
- provide (i) that the board of directors is expressly authorized to alter or repeal our amended and restated bylaws and (ii) that our stockholders may only amend our amended and restated bylaws with the approval of 66 and 2/3% or more of all of the outstanding shares of our stock entitled to vote, in the event Platinum beneficially owns less than 50% of the total voting power of all then-outstanding shares of our stock entitled to vote generally in the election of directors; and
- provide that certain provisions of our amended and restated certificate of incorporation may be amended only by the affirmative vote of the holders of at least 66 and 2/3% in voting power of the outstanding shares of our stock entitled to vote, in the event Platinum beneficially owns less than 50% of the total voting power of all then-outstanding shares of our stock entitled to vote generally in the election of directors.

Any provision of our amended and restated certificate of incorporation, amended and restated bylaws or Delaware law that has the effect of delaying, preventing or deterring a change in control could limit the opportunity for our stockholders to receive a premium for their shares of our Common Stock and could also affect the price that some investors are willing to pay for our Common Stock. In addition, our stockholders may be limited in their ability to obtain a premium for their shares. See “Description of Capital Stock.”

**Ingram Micro Holding Corporation has requested confidential treatment of this registration statement and associated correspondence pursuant to Rule 83 of the Securities and Exchange Commission.**

**Risks Related to this Offering and Ownership of Our Common Stock**

***No market currently exists for our Common Stock, and an active, liquid trading market for our Common Stock may not develop, which may cause shares of our Common Stock to trade at a discount from the initial offering price and make it difficult for stockholders to sell the shares of Common Stock they purchase.***

Prior to this offering, there has not been a public trading market for shares of our Common Stock. Ingram Micro Inc. ceased being a publicly traded company in 2016. We cannot predict the extent to which investor interest in us will lead to the development of a trading market or how active and liquid that market may become. If an active and liquid trading market does not develop or continue, stockholders may have difficulty selling their shares of our Common Stock at an attractive price or at all. The initial public offering price per share of Common Stock will be determined by negotiations between us, the selling stockholder and the underwriters, and may not be indicative of the price at which shares of our Common Stock will trade in the public market after this offering. The market price of our Common Stock may decline below the initial offering price, and stockholders may not be able to sell their shares of our Common Stock at or above the price paid in this offering, or at all.

***Stockholders will incur immediate and substantial dilution.***

We anticipate the initial public offering price per share of our Common Stock will be substantially higher than the as further adjusted net tangible book value (deficit) per share of our Common Stock. Therefore, investors who purchase shares of our Common Stock in this offering will pay a price per share that substantially exceeds our as further adjusted net tangible book value (deficit) per share after this offering. Such investors will experience immediate dilution of \$ \_\_\_\_\_ per share, representing the difference between our as further adjusted net tangible book value (deficit) per share after giving effect to the Offering Reorganization Transactions, this offering and the assumed initial public offering price. Furthermore, such investors may experience additional dilution upon future equity issuances or upon the exercise of options to purchase our Common Stock or vesting of restricted stock units or other stock-based awards granted to our associates, executive officers and directors under the 2024 Plan that we intend to adopt in connection with this offering. See “Dilution.”

***Because our executive officers hold, or in the future may hold, long-term incentive awards that will vest upon a change of control, these officers may have interests in us that conflict with those of our stockholders.***

Our executive officers hold, or in the future may hold, long-term incentive awards that would automatically vest upon a change of control. As a result, these officers may view certain change of control transactions more favorably than other stockholders due to the vesting opportunities available to them and, as a result, may have an economic incentive to support a transaction that may not be viewed as favorable by other stockholders.

***As a result of becoming a publicly traded company, we will be required to design and maintain adequate internal control over financial reporting. Failure to comply with requirements to design, implement and maintain effective internal control over financial reporting and/or failure to effectively remediate material weaknesses could have a material adverse effect on our business and the price of our Common Stock, and could result in our financial statements becoming unreliable.***

As a privately held company, we were not required to evaluate the effectiveness of our internal control over financial reporting in a manner that meets the standards of publicly traded companies required by the rules and regulations of the SEC regarding compliance with Section 404 of the Sarbanes-Oxley Act (“Section 404”). Upon consummation of this offering, we will become a publicly traded company subject to the rules and regulations established from time to time by the SEC and the NYSE. These rules and regulations will require, among other things, that we establish and periodically evaluate the design and operating effectiveness of our internal control over financial reporting.

Reporting obligations as a publicly traded company will place a considerable strain on our financial and management systems, processes and controls, as well as on our personnel for the foreseeable future. In addition,

**Ingram Micro Holding Corporation has requested confidential treatment of this registration statement and associated correspondence pursuant to Rule 83 of the Securities and Exchange Commission.**

as a publicly traded company, we will be required to document and test our internal control over financial reporting pursuant to the rules and regulations of the SEC so that our management can report as to the effectiveness of our internal control over financial reporting. Testing and maintaining internal controls may divert our management's attention from other matters that are important to the operation of our business. In addition, when our independent registered public accounting firm is required to undertake an assessment of our internal control over financial reporting, the cost of our compliance with the rules and regulations of the SEC over Section 404 will correspondingly increase. Our compliance with applicable provisions of Section 404 will require that we incur substantial accounting expense and expend significant management time on compliance-related issues as we implement additional corporate governance practices and comply with reporting requirements.

Section 404(a) requires that, beginning with our second annual report filed on Form 10-K following our initial public offering, management assess and report annually on the effectiveness of our internal control over financial reporting and disclose any material weaknesses in our internal control over financial reporting. Section 404(b) requires our independent registered public accounting firm to issue a report that attests to the effectiveness of our internal control over financial reporting as of the end of the fiscal year. We expect our first Section 404(a) assessment will take place for our annual report for the year ending December 27, 2025. We are in the process of evaluating our internal controls to allow management to report on the effectiveness of our internal control over financial reporting. Upon completion of this process, we may identify control deficiencies of varying degrees of severity under applicable SEC rules and regulations that require remediation. As a publicly traded company, we will be required to report, among other things, control deficiencies that constitute a "material weakness" and changes in internal control over financial reporting that, or that are reasonably likely to, materially affect internal control over financial reporting. A "material weakness" is a deficiency, or a combination of deficiencies, in internal control over financial reporting, such that there is a reasonable possibility that a material misstatement of our annual or interim financial statements will not be prevented or detected on a timely basis. To comply with the requirements of being a publicly traded company, we have undertaken various actions, and may need to take additional actions, such as implementing and enhancing our internal controls and procedures and hiring additional accounting or internal audit staff. Further, because there are inherent limitations in all control systems, even our remediated and effective internal control over financial reporting may not prevent or detect all material misstatements. Additionally, any projection or the result of any evaluation of effectiveness of these measures in future periods remain subject to the risk that our internal control over financial reporting may become inadequate because of changes in our business condition, changes in accounting rules and regulations, or to the degree our compliance with our internal policies or procedures may deteriorate. If we fail to timely design and maintain the effectiveness of our internal control over financial reporting, we may not be able to produce reliable financial reports and will be less able to detect and prevent material misstatements due to error or fraud.

Additionally, as described in the risk factor directly below, we have identified material weaknesses in our internal control over financial reporting. As we become a publicly traded company and subject to Section 404, we may identify additional material weaknesses.

***We have identified material weaknesses in our internal control over financial reporting, which have resulted in restatements and revisions of certain of our consolidated financial statements, which has created additional risks and uncertainties that may have a material adverse effect on our business, financial position and results of operations. If we are unable to remediate these material weaknesses, or if we identify additional material weaknesses in the future or otherwise fail to design and maintain effective internal control over financial reporting, we may not be able to accurately or timely report our financial condition or results of operations, which may adversely affect investor confidence and the price of our Common Stock, or impair our ability to comply with applicable laws and regulations.***

During the course of preparing for this offering, we identified a material weakness as we did not design and maintain an effective risk assessment process at a precise enough level to identify risks of material misstatement

**Ingram Micro Holding Corporation has requested confidential treatment of this registration statement and associated correspondence pursuant to Rule 83 of the Securities and Exchange Commission.**

in the consolidated financial statements related to evolving and growing areas of the business. This material weakness contributed to the following material weaknesses.

- We did not design and maintain effective controls over the identification of and accounting for multi-period software license agreements which resulted in immaterial misstatements to the interim and annual consolidated financial statements between 2021 and 2023 and the revision of the 2022 annual consolidated financial statements (balance sheet and the statement of cash flows) and 2023 interim condensed consolidated financial statements (balance sheet and the statement of cash flows); and
- We did not design and maintain effective controls over the identification of unique contract terms related to our trade accounts receivable factoring programs to evaluate the accounting considerations to ensure proper presentation and disclosure in the consolidated balance sheet and the consolidated statement of cash flows which resulted in the restatement of certain interim and annual consolidated financial statements between 2020 and 2023.

Additionally, these material weaknesses could result in further misstatements of the aforementioned accounts and disclosures that would result in a material misstatement to the annual or interim consolidated financial statements that would not be prevented or detected. As a result of these material weaknesses and errors, we have become subject to a number of additional risks and uncertainties and unanticipated costs for accounting, legal and other fees and expenses. We may become subject to legal proceedings as a result of the material weaknesses and errors, which could result in reputational harm, the loss of key employees, additional defense and other costs. Any of the foregoing impacts, individually or in the aggregate, may have a material adverse effect on our business, financial position and results of operations.

We are taking a number of steps to remediate these material weaknesses and to strengthen our internal control over financial reporting. These remediation measures are ongoing, and include strengthening the regional controllership function, revising policies and procedures and implementing additional training to support an effective risk assessment process over evolving and growing areas of the business. The implementation of these remediation measures is in the early stages and will require validation and testing of design and operating effectiveness of internal controls over multiple financial reporting cycles. Implementing the necessary changes to internal controls may involve substantial costs and divert our management's attention from other matters that are important to the operation of our business. At this time, we cannot provide an estimate of costs expected to be incurred in connection with implementing our remediation plan; however, the remediation measures will be time consuming, will result in us incurring significant costs, and will place significant demands on our financial and operational resources.

While we expect to remediate the material weaknesses, we cannot assure investors that these measures will significantly improve or remediate the material weaknesses described above or that we will be able to do so in a timely manner. If the steps we take do not remediate these material weaknesses, or future material weaknesses, in a timely manner, if we identify additional material weaknesses in our internal control over financial reporting, if we are unable to comply with the requirements of the rules and regulations of the SEC over Section 404 in a timely manner, if we are unable to assert that our internal control over financial reporting is effective, that may result in a material misstatement of our annual or interim financial statements that would not be prevented or detected on a timely basis, which, in turn, could jeopardize our ability to comply with our reporting obligations, including those under the Indenture and Credit Agreements which may give rise to a default thereunder restrict our access to the capital markets, cause investors to lose confidence in the accuracy, completeness or reliability of our financial reports and adversely impact the price of our Common Stock. As a result of such failures, we could also become subject to investigations or sanctions by the NYSE, the SEC, or other regulatory authorities, and become subject to litigation from investors and stockholders, which could harm our reputation, financial condition or divert financial and management resources from our core business, and would have a material adverse effect on our business, financial condition and results of operations.

**Ingram Micro Holding Corporation has requested confidential treatment of this registration statement and associated correspondence pursuant to Rule 83 of the Securities and Exchange Commission.**

***Our stock price may change significantly following this offering, and stockholders may not be able to resell shares of our Common Stock at or above the price paid or at all and could lose all or part of their investment as a result.***

We, the selling stockholder and the underwriters will negotiate to determine the initial public offering price. Stockholders may not be able to resell their shares at or above the initial public offering price due to a number of factors such as those listed in “—Risks Related to Our Business and Our Industry” and the following:

- results of operations that vary from the expectations of securities analysts and investors;
- results of operations that vary from those of our competitors compared to market expectations;
- changes in expectations as to our future financial performance, including financial estimates and investment recommendations by securities analysts and investors;
- changes in market valuations of, or earnings and other announcements by, companies in our industry;
- declines in the market prices of stocks generally, particularly those of information technology companies;
- departures of key management personnel;
- strategic actions by us or our competitors;
- announcements by us, our competitors or our vendors of significant contracts, price reductions, new products or technologies, acquisitions, joint marketing relationships, joint ventures, other strategic relationships or capital commitments;
- changes in preference of our customers;
- changes in general economic or market conditions or trends in our industry or the economy as a whole and, in particular, in the consumer spending environment;
- changes in business or regulatory conditions which adversely affect our industry or us;
- future issuances, exchanges or sales, or expected issuances, exchanges or sales of our Common Stock or other securities;
- investor perceptions of or the investment opportunity associated with our Common Stock relative to other investment alternatives;
- investors’ responses to press releases or other public announcements by us or third parties, including our filings with the SEC;
- adverse resolutions relating to new or pending litigation or governmental investigations;
- guidance, if any, that we provide to the public, any changes in this guidance or our failure to meet this guidance;
- the development and sustainability of an active trading market for our stock;
- changes in accounting principles; and
- other events or factors, including those resulting from informational technology system failures and disruptions, natural disasters, war, acts of terrorism or responses to these events.

Furthermore, the stock market may experience extreme volatility that, in some cases, may be unrelated or disproportionate to the operating performance of particular companies. These broad market and industry fluctuations may adversely affect the market price of our Common Stock, regardless of our actual operating performance. In addition, price volatility may be greater if the public float and trading volume of our Common Stock is low.

In the past, following periods of market volatility, stockholders have instituted securities class action litigation. If we were to become involved in securities litigation, it could have a substantial cost and divert resources and the attention of executive management from our business regardless of the outcome of such litigation.

**Ingram Micro Holding Corporation has requested confidential treatment of this registration statement and associated correspondence pursuant to Rule 83 of the Securities and Exchange Commission.**

***We may change our dividend policy at any time, and, in the event we determine not to pay any cash dividends on our Common Stock in the future, stockholders may not receive any return on investment unless they sell their Common Stock for a price greater than that which they paid for it.***

Beginning in the first full fiscal quarter following the completion of this offering, we anticipate paying a quarterly cash dividend at a rate initially equal to \$ \_\_\_\_\_ per share per annum, or \$ \_\_\_\_\_ per annum in the aggregate, on our Common Stock to holders of our Common Stock, and resulting in an annual yield of \_\_\_\_\_ % based on a price of \$ \_\_\_\_\_ per share, which is the midpoint of the estimated price range set forth on the cover page of this prospectus. Although we anticipate paying such a quarterly cash dividend, we have no obligation to pay any dividend, and our board of directors may decide to change the dividend policy at any time without notice to the stockholders. Any decision to declare and pay dividends in the future will be, subject to our compliance with applicable law, made at the sole discretion of our board of directors and will depend on, among other things, general and economic conditions, our financial condition and results of operations, our available cash and current and anticipated cash needs, capital requirements, contractual and tax implications on the payment of dividends by us to our stockholders or by our subsidiaries to us, including restrictions and subject to the covenants under our Credit Facilities, the Indenture and any other future indebtedness or preferred securities we may incur or issue, and such other factors as our board of directors may deem relevant. See “Dividend Policy” and “Description of Material Indebtedness.” Future dividends may also be affected by factors that our board of directors deems relevant, including our potential future capital requirements for investments, legal risks, changes in federal and state income tax laws or corporate laws and contractual restrictions such as financial or operating covenants in our debt arrangements. As a result, there can be no assurance that we will pay any future dividends, and it is possible that we may need to reduce or eliminate the payment of dividends on our Common Stock in the future. If we decide to not pay future dividends, then stockholders may not receive any return on an investment in our Common Stock unless they sell our Common Stock for a price greater than the purchase price, which may not occur.

***If securities or industry analysts do not publish research or reports about our business or if they downgrade our stock or our sector, our stock price and trading volume could decline.***

The trading market for our Common Stock will rely in part on the research and reports that industry or financial analysts publish about us or our business. We do not control these analysts. Furthermore, if one or more of the analysts who do cover us downgrade our stock or our industry, or the stock of any of our competitors, or publish inaccurate or unfavorable research about our business, the price of our stock could decline. If one or more of these analysts stop covering us or fail to publish reports on us regularly, we could lose visibility in the market, which in turn could cause our stock price or trading volume to decline.

***We will incur significantly increased costs and become subject to additional regulations and requirements as a result of becoming a publicly traded company, and our management will be required to devote substantial time to new compliance matters, which could lower our profits or make it more difficult to run our business.***

As a publicly traded company, we will incur significant legal, regulatory, finance, accounting, investor relations and other expenses that we have not incurred as a privately held company, including costs associated with applicable reporting requirements. As a result of having publicly traded Common Stock, we will also be required to comply with, and incur costs associated with such compliance with, the Sarbanes-Oxley Act and the Dodd-Frank Act, the PCAOB, as well as rules and regulations implemented by the SEC and the NYSE. The expenses incurred by public companies generally for reporting and corporate governance purposes have been increasing. We expect these rules and regulations to increase our legal and financial compliance costs and to make some activities more time-consuming and costly. We anticipate that these costs will materially increase our general and administrative expenses. Our management will need to devote a substantial amount of time to ensure that we comply with all of these requirements, including expanded corporate governance standards, diverting the attention of management away from revenue-producing activities.

In addition, these laws and regulations also could make it more difficult or costly for us to obtain certain types of insurance, including director and officer liability insurance, and we may be forced to accept reduced



**Ingram Micro Holding Corporation has requested confidential treatment of this registration statement and associated correspondence pursuant to Rule 83 of the Securities and Exchange Commission.**

policy limits and coverage or incur substantially higher costs to obtain the same or similar coverage. These laws and regulations could also make it more difficult for us to attract and retain qualified persons to serve on our board of directors, our board committees or as our executive officers. Furthermore, if we are unable to satisfy our obligations as a publicly traded company, we could be subject to delisting of our Common Stock, fines, sanctions and other regulatory action and potentially civil litigation.

***If we or our selling stockholder sell additional shares of our Common Stock after this offering or are perceived by the public markets as intending to sell them, the market price of our Common Stock could decline.***

The sale of substantial amounts of shares of our Common Stock in the public market, or the perception that such sales could occur, could harm the prevailing market price of shares of our Common Stock. These sales, or the possibility that these sales may occur, also might make it more difficult for us to sell shares of our Common Stock in the future at a time and at a price that we deem appropriate. Upon completion of this offering, we will have a total of \_\_\_\_\_ shares of our Common Stock outstanding. All of the shares of our Common Stock sold in this offering will be freely tradable without restriction or further registration under the Securities Act of 1933, as amended (the “Securities Act”), by persons other than our “affiliates,” as that term is defined under Rule 144 of the Securities Act (“Rule 144”). See “Shares Eligible for Future Sale.”

We, our directors, executive officers and holders of substantially all of the outstanding stock of Ingram Micro Holding Corporation immediately prior to this offering, including Platinum, have agreed, subject to certain exceptions, not to sell, dispose of or hedge any shares of our Common Stock or securities convertible into or exchangeable for shares of our Common Stock for 180 days from the date of this prospectus, except with the prior written consent of \_\_\_\_\_ on behalf of the underwriters. See “Underwriting.”

Upon the expiration of the lock-up agreements described above, all of such shares will be eligible for resale in the public market, subject in the case of shares held by our affiliates, to volume, manner of sale and other limitations under Rule 144. We expect that Platinum will continue to be considered an affiliate following the expiration of the lock-up period based on its expected shares of ownership and its board nomination rights. Certain other of our stockholders may also be considered affiliates at that time. However, subject to the expiration or waiver of the 180-day lock-up period, certain of the holders of these shares of Common Stock will have the right, subject to certain exceptions and conditions, to require us to register their shares of Common Stock under the Securities Act, and they will have the right to participate in future registrations of securities by us. Registration of any of these outstanding shares of Common Stock would result in such shares becoming freely tradable without compliance with Rule 144 upon effectiveness of the registration statement. See “Shares Eligible for Future Sale.”

We intend to file one or more registration statements on Form S-8 under the Securities Act to register shares of our Common Stock or securities convertible into or exchangeable for shares of our Common Stock issued pursuant to the 2024 Plan that we intend to adopt in connection with this offering. Any such Form S-8 registration statements will automatically become effective upon filing. Accordingly, shares registered under such registration statements will be available for sale in the open market. We expect that the initial registration statement on Form S-8 will cover \_\_\_\_\_ shares of our Common Stock.

***Our board of directors will be authorized to issue and designate shares of our preferred stock in additional series without stockholder approval.***

Our amended and restated certificate of incorporation will authorize our board of directors, without the approval of our stockholders, to issue \_\_\_\_\_ shares of our preferred stock, subject to limitations prescribed by applicable law, rules and regulations and the provisions of our amended and restated certificate of incorporation, as shares of preferred stock in series, to establish from time to time the number of shares to be included in each such series and to fix the designation, powers, preferences and rights of the shares of each such series and the qualifications, limitations or restrictions thereof. The powers, preferences and rights of these additional series of preferred stock may be senior to or on parity with our Common Stock, which may reduce its value.

**Ingram Micro Holding Corporation has requested confidential treatment of this registration statement and associated correspondence pursuant to Rule 83 of the Securities and Exchange Commission.**

***Claims for indemnification by our directors and officers may reduce our available funds to satisfy successful third-party claims against us and may reduce the amount of money available to us.***

Our amended and restated certificate of incorporation and amended and restated bylaws will provide that we will indemnify our directors and officers, in each case to the fullest extent permitted by the Delaware General Corporation Law (the “DGCL”).

In addition, as permitted by Section 145 of the DGCL, our amended and restated bylaws to be effective immediately prior to the completion of this offering and our indemnification agreements that we will enter into prior to the consummation of this offering with our directors and officers provide that:

- we will indemnify our directors and officers for serving us in those capacities or for serving other business enterprises at our request, to the fullest extent permitted by the DGCL, which provides that a corporation may indemnify such person if such person acted in good faith and in a manner such person reasonably believed to be in or not opposed to our best interests and, with respect to any criminal proceeding, had no reasonable cause to believe such person’s conduct was unlawful;
- we may, in our discretion, indemnify associates and agents in those circumstances where indemnification is permitted by applicable law;
- we are required to advance expenses, as incurred, to our directors and officers in connection with defending a proceeding, except that such directors or officers shall undertake to repay such advances if it is ultimately determined that any such person is not entitled to indemnification;
- we will not be obligated pursuant to our amended and restated bylaws to indemnify a person with respect to proceedings initiated by that person against us or our other indemnitees, except with respect to proceedings authorized by our board of directors or brought to enforce a right to indemnification;
- the rights conferred in our amended and restated bylaws are not exclusive, and we are authorized to enter into indemnification agreements with our directors, officers, associates and agents and to obtain insurance to indemnify such persons; and
- we may not retroactively amend our amended and restated bylaws provisions to reduce our indemnification obligations to directors, officers, associates and agents.

***Our amended and restated certificate of incorporation will contain exclusive forum provisions for certain stockholder litigation matters, which would limit our stockholders’ ability to obtain a favorable judicial forum for disputes with us or our directors, officers, associates or stockholders.***

Our amended and restated certificate of incorporation that will be in effect upon completion of this offering will provide, subject to limited exceptions, that unless we consent to the selection of an alternative forum, the Court of Chancery of the State of Delaware shall, to the fullest extent permitted by law, be the sole and exclusive forum for (1) any derivative action or proceeding brought on our behalf, (2) any action asserting a claim of breach of any fiduciary duty owed by, or other wrongdoing by, any of our current or former directors, officers or other associates to us or our stockholders, creditors or other constituents, or a claim of aiding and abetting any such breach of fiduciary duty, (3) any action asserting a claim against us or any of our directors, officers or employees arising pursuant to any provision of the DGCL or our amended and restated certificate of incorporation or our amended and restated bylaws, (4) any action to interpret, apply, enforce or determine the validity of the amended and restated certificate of incorporation, (5) any other action asserting a claim against us or any of our directors, officers or other employees that is governed by the internal affairs doctrine of the State of Delaware or (6) any other action asserting an “internal corporate claim,” as defined in Section 115 of the DGCL. As described below, this provision will not apply to suits brought to enforce any duty or liability created by the Securities Act or Exchange Act, or rules and regulations thereunder.

To the extent that any such claims may be based upon federal law claims, Section 27 of the Exchange Act creates exclusive federal jurisdiction over all suits brought to enforce any duty or liability created by the

**Ingram Micro Holding Corporation has requested confidential treatment of this registration statement and associated correspondence pursuant to Rule 83 of the Securities and Exchange Commission.**

Exchange Act or the rules and regulations thereunder. Neither the exclusive forum provision nor the federal forum provision of our amended and restated certificate of incorporation will apply to suits brought to enforce any duty or liability created by the Exchange Act. Accordingly, actions by our stockholders to enforce any duty or liability created by the Exchange Act or the rules and regulations thereunder must be brought in federal court.

Section 22 of the Securities Act creates concurrent jurisdiction for federal and state courts over all suits brought to enforce any duty or liability created by the Securities Act or the rules and regulations thereunder. However, our amended and restated certificate of incorporation, which will become effective immediately prior to the completion of this offering, contains a federal forum provision which provides that unless we consent in writing to the selection of an alternative forum, the federal district courts of the United States of America will be the exclusive forum for the resolution of any complaint asserting a cause of action arising under the Securities Act. Our decision to adopt such a federal forum provision followed a decision by the Supreme Court of the State of Delaware holding that such provisions are facially valid under the DGCL. While there can be no assurances that federal or state courts will follow the holding of the Delaware Supreme Court or determine that our federal forum provision should be enforced in a particular case, application of our federal forum provision means that suits brought by our stockholders to enforce any duty or liability created by the Securities Act must be brought in federal court and cannot be brought in state court.

Any person or entity purchasing or otherwise acquiring any interest in shares of our capital stock shall be deemed to have had notice of and consented to the forum provisions in our amended and restated certificate of incorporation, including the federal forum provision. Additionally, our stockholders cannot waive compliance with the federal securities laws and rules and regulations thereunder. This choice of forum provision may limit a stockholder's ability to bring a claim in a judicial forum that it finds favorable for disputes with us or any of our directors, officers, other associates or stockholders which may discourage lawsuits with respect to such claims. Alternatively, if a court were to find the choice of forum provision contained in our amended and restated certificate of incorporation to be inapplicable or unenforceable in an action, we may incur additional costs associated with resolving such action in other jurisdictions, which could harm our business, operating results and financial condition.

**Ingram Micro Holding Corporation has requested confidential treatment of this registration statement and associated correspondence pursuant to Rule 83 of the Securities and Exchange Commission.**

**LETTER FROM OUR CHIEF EXECUTIVE OFFICER**

**Ingram Micro—Past and Present**

As we approach the celebration of Ingram Micro's 45<sup>th</sup> anniversary in July 2024, I can't help but be amazed at the journey we've taken over our nearly five-decade history. Helping people realize the promise of technology has always been our mission: from our founding in 1979 as a small computer products distributor to today where we believe based on our experience in the industry our vendor partners are able to provide technology services and solutions to nearly 90% of the global population. Over the years, our business has evolved from solely providing IT products to serving as an integral link in the technology lifecycle and an aggregator solving for business outcomes. I believe no other company delivers as broad or as deep of a spectrum of services to the world's leading global technology brands.

Throughout my 25-year career with our organization, I have witnessed many changes in the IT industry that have shaped both our professional and personal lives and I expect the rate of change to continue to accelerate over the coming decades. I am honored to lead this phenomenal organization to further our strategic initiatives to remove complexity from technology consumption while continuing to strengthen our position as an integral partner helping to power the brands we serve.

Our unwavering commitment to customer experience, coupled with our broad geographic reach and extensive portfolio of products and services, has positioned us as an innovative leader within the technology ecosystem. Our reach extends across six continents, close to 200 countries and is supported by our approximately 25,130 associates, innovative digital technologists, experienced engineers, and creative go-to-market professionals. Our partners encompass some of the world's leading technology companies, including Apple, Cisco, Dell, HPE, HPL, Lenovo and Microsoft and our solutions are trusted by more than 161,000 customers. We've also created unique services that pave the path for emerging technology brands around the world, many of whom are poised to become the technology leaders of tomorrow.

**Our Core Values**

Our commitment to a shared set of principles is the foundation of our past achievements and essential to our present and future success.

- **Results.** We deliver successful business outcomes and an excellent experience for our business partners, ourselves and our teams.
- **Courage.** We embrace change and are willing to make difficult decisions that deliver better results to our customers, vendors and fellow associates.
- **Integrity.** We strive to exemplify the highest ethical standards, led by honesty, fairness and dignity in each and every action we take.
- **Responsibility.** We say what we do and we do what we say. We are responsible for our individual and team actions, meet our customer and financial commitments and recognize our social, community and environmental responsibilities.
- **Imagination.** We believe that creativity, agility and resourcefulness reinforce a competitive, entrepreneurial spirit. There is no substitute for the constant desire to be better and achieve more.
- **Talent.** We are committed to learning, collaborating, inventing and always maintaining transparency. Our people and their diverse talents define us. Attracting, inspiring, retaining and celebrating our best individuals is the foundation of our success.

**Where We Are Headed**

As we prepare to go public yet again, 28 years after our initial debut on the New York Stock Exchange, I am excited by the opportunities that lie ahead for our partners and our company. We continue to put our customers

**Ingram Micro Holding Corporation has requested confidential treatment of this registration statement and associated correspondence pursuant to Rule 83 of the Securities and Exchange Commission.**

and partners in the middle of everything we do, listening and responding to their need to simplify and automate the delivery of next generation technology solutions. We continue to evolve to enable partners to make better informed business decisions, generate more customer demand and develop new product offerings. We are digitizing the technology value chain and changing the way technology is distributed and demand is generated.

**Join Us**

The approximately \$3.1 trillion global information technology industry forever changed during the global pandemic. The unprecedented complications brought forth by the pandemic underscored the critical need for robust, innovative IT solutions, and decades of anticipated digital transformation investments were accelerated to help soothe a world in crisis. As a vital link in the IT channel, connecting our customers with crucial technology from our vendors, we have continued to invest in our own digital transformation to make these interactions as seamless as possible. We understand that to stay at the forefront of the IT distribution industry, we must anticipate and prepare for the next refresh cycle, enabling our customers to procure the innovative technologies that will allow them to meet the evolving demands of the market. The evolving geopolitical landscape and the revolutionary impact of AI and other emerging technologies across a wide array of industries have presented new opportunities, as well as challenges, for us and our partners, and Ingram Micro's resilience and commitment to delivering best-in-class experiences remain unchanged. I've been humbled by the character, commitment, and vitality of our associates, and I have never been prouder to be a part of this fantastic organization!

I hope you will join us for the next chapter of our journey.

Respectfully,

Paul Bay, Chief Executive Officer

**Ingram Micro Holding Corporation has requested confidential treatment of this registration statement and associated correspondence pursuant to Rule 83 of the Securities and Exchange Commission.**

**CAUTIONARY NOTE REGARDING FORWARD-LOOKING STATEMENTS**

Certain matters we discuss in this prospectus may constitute forward-looking statements. You can identify forward-looking statements because they contain words such as “believes,” “expects,” “may,” “will,” “should,” “seeks,” “intends,” “plans,” “estimates,” or “anticipates,” or similar expressions which concern our strategy, plans, projections or intentions. These forward-looking statements are included throughout this prospectus, including in the sections entitled “Summary,” “Risk Factors,” “Management’s Discussion and Analysis of Financial Condition and Results of Operations” and “Business,” and relate to matters such as our industry, growth strategy, goals and expectations concerning our market position, future operations, margins, profitability, capital expenditures, liquidity and capital resources and other financial and operating information. By their nature, forward-looking statements: speak only as of the date they are made; are not statements of historical fact or guarantees of future performance; and are subject to risks, uncertainties, assumptions or changes in circumstances that are difficult to predict or quantify. Our expectations, beliefs and projections are expressed in good faith and we believe there is a reasonable basis for them. However, there can be no assurance that management’s expectations, beliefs and projections will result or be achieved and actual results may vary materially from what is expressed in or indicated by the forward-looking statements.

There are a number of risks, uncertainties and other important factors that could cause our actual results to differ materially from the forward-looking statements contained in this prospectus. Such risks, uncertainties and other important factors include, among others, the risks, uncertainties and factors set forth above under “Risk Factors,” and the following:

- general economic conditions;
- our estimates of the size of the markets for our products and services;
- our ability to identify and integrate acquisitions and technologies into our platform;
- our plans to continue to expand;
- the provision of transition services to the buyer in the CLS Sale and our ability to adjust our cost base as those transition service agreements expire;
- our ability to continue to successfully develop and deploy Ingram Micro Xvantage;
- the effect of the COVID-19 pandemic on our business;
- our ability to retain and recruit key personnel;
- the competition our products and services face and our ability to adapt to industry changes, including supply constraints for many categories of technology;
- current and potential litigation involving us;
- the global nature of our business, including the various laws and regulations applicable to us;
- the effect of various political, geo-political and economic issues and our ability to comply with laws and regulations we are subject to, both in the United States and internationally;
- various environmental, social and governance initiatives;
- our financing efforts;
- our relationships with our customers, OEMs and suppliers;
- our ability to maintain and protect our intellectual property;
- the performance and security of our services, including information processing and cybersecurity provided by third parties;
- our ownership structure;

---

[Table of Contents](#)

**Ingram Micro Holding Corporation has requested confidential treatment of this registration statement and associated correspondence pursuant to Rule 83 of the Securities and Exchange Commission.**

- our dependence upon Ingram Micro Inc. and its controlled subsidiaries for our results of operations, cash flows and distributions;
- our status as a “controlled company” and the extent to which Platinum’s interests following this offering conflict with our or your interests;  
and
- the incurrence of substantial costs in connection with this offering.

**Ingram Micro Holding Corporation has requested confidential treatment of this registration statement and associated correspondence pursuant to Rule 83 of the Securities and Exchange Commission.**

**USE OF PROCEEDS**

We estimate that the net proceeds from the sale of \_\_\_\_\_ shares of Common Stock that we are selling in this offering will be approximately \$ \_\_\_\_\_ million at an assumed initial public offering price of \$ \_\_\_\_\_ per share (the midpoint of the estimated price range set forth on the cover of this prospectus), after deducting the estimated underwriting discounts and commissions and estimated offering expenses payable by us.

If the underwriters exercise in full their option to purchase additional shares of Common Stock from the selling stockholder, we will not receive any such proceeds from the sale of shares of our Common Stock by the selling stockholder in this offering if the underwriters exercise their option to purchase additional shares of Common Stock.

Each \$1.00 increase (decrease) in the assumed initial public offering price of \$ \_\_\_\_\_ per share (the midpoint of the estimated price range set forth on the cover of this prospectus) would increase (decrease) the net proceeds to us from this offering, after deducting the estimated underwriting discounts and commissions and estimated offering expenses payable by us, by approximately \$ \_\_\_\_\_ million, assuming that the number of shares offered by us, as set forth on the cover page of this prospectus, remains the same. We may also increase or decrease the number of shares we are offering. Each increase (decrease) of \_\_\_\_\_ shares in the number of shares sold in this offering by us, as set forth of the cover page of this prospectus, would increase (decrease) the net proceeds to us from this offering by approximately \$ \_\_\_\_\_ million, after deducting the estimated underwriting discounts and commissions and estimated offering expenses payable by us, assuming that the number of shares offered by us, as set forth on the cover page of this prospectus, remains the same. We do not expect that a change in the offering price or the number of shares by these amounts would have a material effect on our intended uses of the net proceeds from this offering.

We intend to use our net proceeds from this offering to repay approximately \$ \_\_\_\_\_ million of outstanding indebtedness under the Term Loan Credit Facility.

As of December 30, 2023, \$1,362.5 million was outstanding under the Term Loan Credit Facility. The interest rate applicable to borrowings under our term loans will be, at our option, either (1) the base rate (which is the highest of (x) the then current federal funds rate set by the Federal Reserve Bank of New York, plus 0.50%, (y) the prime rate on such day and (z) the one-month SOFR rate published on such date plus 1.00%) plus an applicable margin or (2) one-, three- or six-month SOFR plus an applicable margin. The Term Loan Credit Facility matures on July 2, 2028.

JPMorgan Chase Bank, N.A., an affiliate of J.P. Morgan Securities LLC, an underwriter of this offering, is a lender and joint lead arranger and bookrunner under the Term Loan Credit Facility. On or about February 1, 2024, JPMorgan Chase Bank, N.A. held approximately \$5,067,000 of term loans outstanding under the Term Loan Credit Facility (which is approximately 0.36% of the outstanding borrowings thereunder). Jefferies Finance LLC, an affiliate of Jefferies LLC, an underwriter of this offering, is a lender under the Term Loan Credit Facility. On or about February 1, 2024, Jefferies Finance LLC held approximately \$7,782,100 of term loans outstanding under the Term Loan Credit Facility (which is approximately 0.57% of the outstanding borrowings thereunder). Stifel Bank & Trust, an affiliate of Stifel, Nicolaus & Company, Incorporated, an underwriter of this offering, is a lender and joint lead arranger and bookrunner under the Term Loan Credit Facility. On or about February 1, 2024, Stifel Bank & Trust held approximately \$9,965,000 of term loans outstanding under the Term Loan Credit Facility (which is approximately 0.73% of the outstanding borrowings thereunder). As a result of the foregoing, in the event we repay a portion of the outstanding borrowings under the Term Loan Credit Facility with the net proceeds of this offering, then neither J.P. Morgan Securities LLC, Jefferies LLC, Stifel, Nicolaus & Company, Incorporated, nor any of the other underwriters will have a “conflict of interest” with us within the meaning of Rule 5121, as administered by FINRA, as none of the underwriters are expected to receive more than 5% of the proceeds of this offering. See “Description of Material Indebtedness” and “Underwriting.”



**Ingram Micro Holding Corporation has requested confidential treatment of this registration statement and associated correspondence pursuant to Rule 83 of the Securities and Exchange Commission.**

**DIVIDEND POLICY**

Beginning in the first full fiscal quarter following the completion of this offering, we anticipate paying a quarterly cash dividend at a rate initially equal to \$ \_\_\_\_\_ per share per annum, or \$ \_\_\_\_\_ per annum in the aggregate, on our Common Stock to holders of our Common Stock, and resulting in an annual yield of \_\_\_\_\_ % based on a price of \$ \_\_\_\_\_ per share, which is the midpoint of the estimated price range set forth on the cover page of this prospectus. The declaration, amount and payment of any future dividends on our Common Stock will be, subject to compliance with applicable law, at the sole discretion of our board of directors. Our board of directors may take into account, among other things, general and economic conditions, our financial condition and results of operations, our available cash and current and anticipated cash needs, capital requirements, contractual and tax implications on the payment of dividends by us to our stockholders or by our subsidiaries to us, including restrictions under our Credit Facilities, the Indenture governing the 2029 Notes and other indebtedness or preferred securities we may incur or issue and such other factors as our board of directors may deem relevant. If we elect to pay such dividends in the future, we may reduce or discontinue entirely the payment of such dividends at any time.

Ingram Micro Holding Corporation is a holding company with no material assets other than indirect ownership of the stock of Ingram Micro Inc., and its operations are conducted through its wholly owned subsidiaries. Our operating subsidiaries are currently subject to certain restrictions and covenants under the Credit Agreements and the Indenture. Our ability to pay cash dividends will depend on the payment of distributions by our current and future subsidiaries, including Ingram Micro Inc., and such distributions may be restricted as a result of contractual agreements, including any future agreements governing their indebtedness. See “Risk Factors—Risks Related to Our Business and Our Industry—We are a holding company. Our sole material asset after completion of this offering will be our equity interest in Ingram Micro Inc. and, as such, we will depend on our subsidiaries for cash to fund all of our expenses.” These restrictions and covenants may restrict the ability of those entities to make distributions to Ingram Micro Holding Corporation. See “Description of Material Indebtedness” and “Risk Factors—Risks Related to Our Indebtedness—The Indenture and the Credit Agreements contain a number of restrictive covenants that impose significant operating and financial restrictions on us and limit our ability to engage in acts that may be in our long-term best interest, including restrictions on our ability and the ability of our subsidiaries to...:” Any additional financing arrangement we enter into in the future may include restrictive covenants that limit our subsidiaries’ ability to pay dividends to us. In addition, Delaware law may impose requirements that may restrict our ability to pay dividends to holders of our Common Stock.

**Ingram Micro Holding Corporation has requested confidential treatment of this registration statement and associated correspondence pursuant to Rule 83 of the Securities and Exchange Commission.**

**CAPITALIZATION**

The following table sets forth our cash, cash equivalents and capitalization as of December 30, 2023:

- on an actual basis;
- on an as adjusted basis to give effect to the effectiveness of our amended and restated certificate of incorporation and stock conversion, each of which will occur prior to the consummation of this offering; and
- on an as further adjusted basis to give effect to (i) the sale by us of \_\_\_\_\_ shares of Common Stock in this offering at an assumed initial public offering price of \$ \_\_\_\_\_ per share (the midpoint of the estimated price range set forth on the cover of this prospectus) and (ii) the application of the net proceeds to be received by us as described in “Use of Proceeds.”

The as further adjusted information set forth in the table below is illustrative only and will be adjusted based on the actual public offering price and other terms of this offering determined at pricing. You should read this capitalization table together with the information contained in “Use of Proceeds,” “Management’s Discussion and Analysis of Financial Condition and Results of Operations” and “Description of Material Indebtedness”, as well as our audited consolidated financial statements and related notes and our unaudited pro forma condensed combined financial statements and related notes, each included elsewhere in this prospectus.

(\$ in thousands, except par value and share data)	As of December 30, 2023		
	Actual	As Adjusted	As Further Adjusted(1)
Cash and cash equivalents	\$ 948,490	\$ _____	\$ _____
Debt:			
ABL Revolving Credit Facility (2)	\$ 30,000	\$ _____	\$ _____
Term Loan Credit Facility	1,362,487	_____	_____
2029 Notes	1,962,750	_____	_____
Other Indebtedness	564,722	_____	_____
Total debt	<u>3,919,959</u>	<u>_____</u>	<u>_____</u>
Stockholders’ equity (3)			
Class A voting common stock, par value \$0.01, 30,000 shares authorized, 26,382 shares issued and outstanding; and no shares authorized, issued and outstanding, as adjusted	—	_____	_____
Class B non-voting common stock, par value \$0.01, 300 shares authorized, 198 shares issued and outstanding; and no shares authorized, issued and outstanding, as adjusted	—	_____	_____
Common Stock, no shares authorized, issued and outstanding, actual; and par value \$0.01, shares issued and outstanding, as adjusted	—	_____	_____
Additional paid-in capital	2,658,000	_____	_____
Retained earnings	1,087,113	_____	_____
Accumulated and other comprehensive loss	(231,487)	_____	_____
Total stockholders’ equity	<u>3,513,626</u>	<u>_____</u>	<u>_____</u>
Total capitalization	<u>\$ 7,433,585</u>	<u>\$ _____</u>	<u>\$ _____</u>

(1) Each \$1.00 increase (decrease) in the assumed initial public offering price of \$ \_\_\_\_\_ per share (the midpoint of the estimated price range set forth on the cover of this prospectus) would increase (decrease) the

**Ingram Micro Holding Corporation has requested confidential treatment of this registration statement and associated correspondence pursuant to Rule 83 of the Securities and Exchange Commission.**

net proceeds we receive in this offering and each of cash and cash equivalents, additional paid-in-capital, total stockholders' equity and total capitalization by approximately \$ million, after deducting the estimated underwriting discounts and commissions and estimated offering expenses payable by us, assuming that the number of shares offered by us, as set forth on the cover page of this prospectus, remains the same. Similarly, each increase (decrease) of shares in the number of shares sold in this offering by us, as set forth on the cover page of this prospectus, would increase (decrease) our net proceeds from this offering and each of cash and cash equivalents, additional paid-in-capital, total stockholders' equity and total capitalization by approximately \$ million, after deducting the estimated underwriting discounts and commissions and estimated offering expenses payable by us.

- (2) Following the consummation of the primary closing of the CLS Sale, we used a portion of the proceeds therefrom to repay all of the outstanding borrowings under the ABL Term Loan Facility. See "Summary—CLS Sale." As of December 30, 2023, the ABL Revolving Credit Facility has a full committed capacity of \$3,500 million and availability thereunder of \$3,470 million.
- (3) Stockholders' equity on an as further adjusted basis gives effect to this offering of shares of our Common Stock as contemplated by this prospectus, and does not give effect to any exercise of the underwriters' option to purchase additional shares of Common Stock from the selling stockholder for 30 days following the date of this prospectus. If the underwriters exercise in full their option to purchase additional shares of Common Stock from the selling stockholder, then the total Stockholders' equity as of December 30, 2023, on an as further adjusted basis, would be .

The above discussion and table are based on shares of our Common Stock outstanding as of December 30, 2023 and exclude the following:

- shares of Common Stock reserved for issuance under the 2024 Plan which we intend to adopt in connection with this offering. See "Executive Compensation—Compensation Discussion and Analysis—2024 Compensation Decisions."
- No exercise of the underwriters' option to purchase up to additional shares of Common Stock from the selling stockholder.

**Ingram Micro Holding Corporation has requested confidential treatment of this registration statement and associated correspondence pursuant to Rule 83 of the Securities and Exchange Commission.**

**DILUTION**

If you purchase any of the shares offered by this prospectus, you will experience dilution to the extent the offering price paid by purchasers of our Common Stock in this offering will exceed the as further adjusted net tangible book value (deficit) per share of our Common Stock upon completion of this offering.

As of December 30, 2023, we had an as adjusted net tangible book value (deficit) of \$ \_\_\_\_\_ million, or \$ \_\_\_\_\_ per share of Common Stock. As adjusted net tangible book value (deficit) is equal to total tangible assets less total liabilities, which is not included within stockholders' equity, after giving effect to the effectiveness of our amended and restated certificate of incorporation and stock conversion, each of which will occur prior to the consummation of this offering, assuming such transactions had taken place on December 30, 2023. As adjusted net tangible book value (deficit) per share is determined by dividing our net tangible book value (deficit) by the aggregate number of shares of our Common Stock outstanding, after giving effect to the adjustment described above.

After giving further effect to our sale of shares of Common Stock in this offering at an assumed initial public offering price of \$ \_\_\_\_\_ per share (the midpoint of the estimated price range set forth on the cover page of this prospectus) and the use of proceeds therefrom as described in "Use of Proceeds," after deducting the underwriting discounts and estimated offering expenses payable by us, our as further adjusted net tangible book value (deficit) as of December 30, 2023 would have been \$ \_\_\_\_\_ million, or \$ \_\_\_\_\_ per share of Common Stock. This represents an immediate increase in as further adjusted net tangible book value (deficit) of \$ \_\_\_\_\_ per share to our existing stockholders and an immediate dilution of \$ \_\_\_\_\_ per share to new investors purchasing shares of Common Stock in this offering.

The following table illustrates this dilution on a per share basis:

Assumed initial public offering price per share of Common Stock	\$ _____
As adjusted net tangible book value (deficit) per share as of December 30, 2023	\$ _____
Increase in as further adjusted net tangible book value (deficit) per share of Common Stock attributable to investors in this offering and the use of proceeds from this offering	\$ _____
As further adjusted net tangible book value (deficit) per share of Common Stock after giving effect to this offering	\$ _____
Dilution per share of Common Stock to new investors in this offering	\$ _____

Each \$1.00 increase (decrease) in the assumed initial public offering price of \$ \_\_\_\_\_ per share (the midpoint of the estimated price range set forth on the cover of this prospectus) would increase (decrease) our as further adjusted net tangible book value (deficit) by approximately \$ \_\_\_\_\_ million, or approximately \$ \_\_\_\_\_ per share, and the dilution per common share to new investors in this offering by approximately \$ \_\_\_\_\_ per share, assuming that the number of shares offered by us, as set forth on the cover page of this prospectus, remains the same, and after deducting the estimated underwriting discounts and commissions and estimated offering expenses payable by us. We may also increase or decrease the number of shares we are offering. An increase (decrease) of \_\_\_\_\_ shares in the number of shares of Common Stock offered by us, as set forth on the cover page of this prospectus, would increase (decrease) the as further adjusted net tangible book value (deficit) per share by approximately \$ \_\_\_\_\_ million and decrease (increase) the dilution per share to new investors by approximately \$ \_\_\_\_\_, after deducting the estimated underwriting discounts and commissions and estimated offering expenses payable by us.

[Table of Contents](#)

**Ingram Micro Holding Corporation has requested confidential treatment of this registration statement and associated correspondence pursuant to Rule 83 of the Securities and Exchange Commission.**

The following table summarizes, as of December 30, 2023, on the same as adjusted basis, the number of shares of Common Stock purchased from us, the total consideration paid to us and the average price per share of Common Stock paid by existing stockholders or to be paid by new investors purchasing shares of Common Stock in this offering, assuming the underwriters do not exercise their option to purchase additional shares of Common Stock:

	Shares Purchased		Total Consideration		Average Price
	Number	Percent	Amount	Percent	Per Share
Existing owners		%	\$	%	\$
New investors in this offering		%	\$	%	\$
<b>Total</b>		<b>100%</b>	<b>\$</b>	<b>100%</b>	<b>\$</b>

The outstanding share information in the table above is based on \_\_\_\_\_ shares of Common Stock outstanding as of December 30, 2023 and excludes:

- \_\_\_\_\_ shares of Common Stock reserved for issuance under the 2024 Plan which we intend to adopt in connection with this offering. See “Executive Compensation—Compensation Discussion and Analysis—2024 Compensation Decisions.”

If the underwriters exercise their option to purchase additional shares of Common Stock from the selling stockholder in full, the percentage of shares of our Common Stock held by our existing stockholders would be reduced to \_\_\_\_\_, or approximately \_\_\_\_\_ % of the total shares of Common Stock outstanding after this offering, which would increase the number of shares held by new investors to \_\_\_\_\_, or approximately \_\_\_\_\_ % of the total shares of Common Stock outstanding after this offering.

**Ingram Micro Holding Corporation has requested confidential treatment of this registration statement and associated correspondence pursuant to Rule 83 of the Securities and Exchange Commission.**

**UNAUDITED PRO FORMA CONDENSED COMBINED STATEMENT OF INCOME**

Platinum formed Ingram Micro Holding Corporation (formerly known as Imola Holding Corporation) on September 28, 2020, and on December 9, 2020, Imola Acquisition Corporation, an investment vehicle of certain private investment funds sponsored and ultimately controlled by Platinum, Tianjin Tianhai Logistics Investment Management Co., Ltd., HNA Technology Co., Ltd. (“HNA Tech”), a part of HNA Group, GCL Investment Management, Inc., Ingram Micro, and Imola Merger Corporation (“Escrow Issuer”) entered into an agreement pursuant to which Platinum indirectly acquired (through Imola Acquisition Corporation) Ingram Micro from affiliates of HNA Tech, for aggregate cash consideration of approximately \$7.2 billion, net of any indebtedness acquired (the “Acquisition Agreement”). The acquisition closed on July 2, 2021 (the “Acquisition Closing Date”). To fund a portion of the consideration for the acquisition, Platinum contributed certain amounts in cash to an indirect parent of Ingram Micro in exchange for the issuance to Platinum of equity in such parent entity in connection with the acquisition (the “Equity Contribution”). Concurrently with the Equity Contribution and to finance the remaining portion of the consideration for the acquisition, Ingram Micro entered into the following:

- the ABL Credit Facilities, consisting of a \$500 million ABL Term Loan Facility and a \$3,500 million ABL Revolving Credit Facility;
- the \$2,000 million Term Loan Credit Facility; and
- the \$2,000 million 2029 Notes.

In connection with the acquisition, Ingram Micro repaid in full, or satisfied and discharged in full, the obligations under any governing instruments, as applicable, of the then existing indebtedness of the Company and its subsidiaries, except for certain additional lines of credit, short-term overdraft facilities and other credit facilities with approximately \$217.5 million outstanding as of December 30, 2023, and entered into the agreements governing its current indebtedness as described above (the “Financing Transactions”). See “Description of Material Indebtedness.”

As part of the acquisition, Imola Merger Corporation merged with and into GCL Investment Management Inc., an affiliate of HNA Tech, which immediately thereafter merged with and into GCL Investment Holdings, Inc., which subsequently and immediately then merged with and into Ingram Micro, with Ingram Micro as the surviving entity (collectively, and together with the closing of the transactions contemplated by the Acquisition Agreement, the Equity Contribution and the Financing Transactions related to the acquisition, the “Imola Mergers”).

The Company has a fiscal year of a 52- or 53-week period ending on the Saturday nearest to December 31. This unaudited pro forma condensed combined financial information of the Company includes the unaudited pro forma condensed combined income statement data for the fiscal year ended January 1, 2022, with the related explanatory notes thereto (the “Unaudited Pro Forma Condensed Combined Statement of Income”) and reflects the Imola Mergers as if all such transactions occurred on January 3, 2021.

The unaudited pro forma condensed combined statement of income for the fiscal year ended January 1, 2022 was derived from the audited statements of income and accompanying notes for the Predecessor 2021 Period from January 3, 2021 to July 2, 2021 and the Successor 2021 Period from July 3, 2021 to January 1, 2022. The Company had immaterial operations from January 3, 2021 to July 2, 2021, the date of the Imola Mergers. The unaudited pro forma condensed combined financial information was prepared in accordance with Article 11 of Regulation S-X under the Securities Act. The Company has elected not to present management’s adjustments and will only be presenting transaction accounting adjustments in the following unaudited pro forma condensed combined statement of income. The detailed assumptions used to prepare the unaudited pro forma condensed combined statement of income are contained in the notes hereto and such assumptions should be reviewed in their entirety.

**Ingram Micro Holding Corporation has requested confidential treatment of this registration statement and associated correspondence pursuant to Rule 83 of the Securities and Exchange Commission.**

For the purpose of discussing our financial results, (i) we refer to ourselves (Ingram Micro Holding Corporation) as the “Successor” in the periods following the Imola Mergers and the “Predecessor” (Ingram Micro Inc.) during the periods preceding the Imola Mergers and (ii) we refer to the period from January 3, 2021 to July 2, 2021 as the “Predecessor 2021 Period” and the period from July 3, 2021 to January 1, 2022 as the “Successor 2021 Period.” The financial information of the Company has been separated by a vertical line on the face of the consolidated financial statements to distinguish the Successor and Predecessor periods. See Note 1, “Organization and Basis of Presentation,” to our audited consolidated financial statements.

An unaudited pro forma condensed combined balance sheet as of January 1, 2022 is not presented because the Successor 2021 Period consolidated balance sheet, including acquisition-related adjustments, has already been included in our historical balance sheet as of January 1, 2022, which is included elsewhere in this prospectus.

The unaudited pro forma condensed combined statement of income has been prepared for illustrative purposes only and does not purport to reflect the results the combined company may achieve in future periods or results of operations that actually would have been realized had we completed the Imola Mergers on January 3, 2021.

**Ingram Micro Holding Corporation has requested confidential treatment of this registration statement and associated correspondence pursuant to Rule 83 of the Securities and Exchange Commission.**

The unaudited pro forma condensed combined statement of income should be read in conjunction with our historical audited consolidated financial statements and the accompanying notes included elsewhere in this prospectus, as well as the financial and other information appearing elsewhere in this prospectus, including information contained in the sections titled “Risk Factors,” “Use of Proceeds,” “Capitalization,” and “Management’s Discussion and Analysis of Financial Condition and Results of Operations.”

	<u>Predecessor</u> <u>Predecessor</u> <u>2021 Period</u>	<u>Successor</u> <u>Successor</u> <u>2021 Period</u>	<u>Transaction</u> <u>Accounting</u> <u>Adjustments</u> <u>for the</u> <u>Imola</u> <u>Mergers</u>		<u>Financing</u> <u>Transaction</u> <u>Accounting</u> <u>Adjustments</u> <u>for the</u> <u>Imola</u> <u>Mergers</u>		<u>Unaudited</u> <u>Pro Forma</u> <u>Combined</u> <u>2021 Period</u> <u>Fiscal Year</u> <u>Ended</u> <u>January 1,</u> <u>2022</u>	<u>Note</u>
	<u>Period from</u> <u>January 3,</u> <u>2021 to</u> <u>July 2, 2021</u>	<u>Period from</u> <u>July 3, 2021</u> <u>to</u> <u>January 1,</u> <u>2022</u>	<u>Mergers</u>	<u>Note</u>	<u>Mergers</u>	<u>Note</u>	<u>January 1,</u> <u>2022</u>	<u>Note</u>
Net sales	\$26,406,869	\$28,048,703	—				\$54,455,572	
Cost of sales	24,419,489	25,925,610	—				50,345,099	
Gross profit	<u>1,987,380</u>	<u>2,123,093</u>	<u>—</u>				<u>4,110,473</u>	
Operating expenses:								
Selling, general and administrative	1,459,566	1,685,001	19,279	1(a)			3,204,879	
	—	—	18,663	1(b)			—	
	—	—	9,870	1(c)			—	
	—	—	12,500	1(d)			—	
Merger-related costs	2,314	114,332	—				116,646	
Total operating expenses	<u>1,461,880</u>	<u>1,799,333</u>	<u>60,312</u>				<u>3,321,525</u>	
Income from operations	<u>525,500</u>	<u>323,760</u>	<u>(60,312)</u>				<u>788,948</u>	
Other (income) expense:								
Interest income	(11,744)	(6,306)	—				(18,050)	
Interest expense	44,281	183,208	85,153		85,153	2(a)	312,642	
Net foreign currency exchange loss (gain)	1,419	17,473	—				18,892	
Other	(13,410)	12,628	—				(782)	
Total other (income) expense	<u>20,546</u>	<u>207,003</u>	<u>—</u>		<u>85,153</u>		<u>312,702</u>	
Income from continuing operations before income taxes	504,954	116,757	(60,312)		(85,153)		476,246	
Provision for income taxes	126,479	20,023	(15,078)	1(e)	(21,288)	2(b)	110,136	
Net income	<u>\$ 378,475</u>	<u>\$ 96,734</u>	<u>\$ (45,234)</u>		<u>(63,864)</u>		<u>\$ 366,110</u>	
Weighted Average Shares of common stock outstanding	100	26,473					26,427	
Basic and Diluted earnings per share for Class A and Class B shares	<u>3,784,750</u>	<u>3,654</u>					<u>13,854</u>	2(c)



**Ingram Micro Holding Corporation has requested confidential treatment of this registration statement and associated correspondence pursuant to Rule 83 of the Securities and Exchange Commission.**

**Note 1 — Transaction Accounting Adjustments for the Imola Mergers**

- (a) Reflects the assumed adjustments to eliminate historical depreciation expense and record new depreciation expense based on the fair value of the identifiable acquired fixed assets as if the Imola Mergers occurred at the beginning of 2021. The depreciation of fixed assets is based on the periods over which the economic benefits of the fixed assets are expected to be realized.

	<u>Preliminary Fair Value</u>	<u>Estimated Remaining Useful Life</u>	<u>Depreciation Expense for Unaudited Pro Forma Combined 2021 Period</u>
Land	\$ 18,229	—	—
Buildings	45,205	34 Years	1,330
Leasehold improvements	64,007	2.4 Years	26,786
Distribution equipment	214,512	3.3 Years	64,460
Computer equipment and software	222,389	2.7 Years	81,468
	<u>\$ 564,342</u>		<u>\$ 174,044</u>
Elimination of historical depreciation of fixed assets			<u>(154,765)</u>
Net adjustments to depreciation of fixed assets			<u>\$ 19,279</u>

- (b) Reflects the assumed adjustments to eliminate historical amortization expense and record new amortization expense based on the fair value of the identifiable acquired intangible assets as if the Imola Mergers occurred at the beginning of 2021. The amortization of intangible assets is based on the periods over which the economic benefits of the intangible assets are expected to be realized.

	<u>Preliminary Fair Value (in thousands)</u>	<u>Estimated Useful Life</u>	<u>Amortization Expense for Unaudited Pro Forma Combined 2021 Period (in thousands)</u>
Tradenames	\$ 445,000	15 Years	\$ 29,150
Developed technology	105,000	8 Years	12,432
Customer relationships	615,000	12 Years	51,213
Others	8,129	1 Year	8,129
	<u>\$ 1,173,129</u>		<u>\$ 100,924</u>
Elimination of historical amortization of intangible assets			<u>(82,261)</u>
Net adjustments to amortization of intangible assets			<u>\$ 18,663</u>

[Table of Contents](#)

**Ingram Micro Holding Corporation has requested confidential treatment of this registration statement and associated correspondence pursuant to Rule 83 of the Securities and Exchange Commission.**

- (c) Represents the additional expense operating lease assets and liabilities based on the fair value of the operating lease assets and liabilities as if the Imola Mergers occurred at the beginning of 2021.

	<b>Unaudited Pro Forma Combined 2021 Period</b>	
	<b>(in thousands)</b>	
Lease operating lease amortization expense for fiscal year 2021	\$	163,930
Elimination of historical amortization expense of operating lease assets		(154,060)
Net adjustments to operating lease amortization	\$	<u>9,870</u>

- (d) Reflects the additional annual advisory fee payable to Platinum Advisors, as if a full year fee was paid and which will no longer be payable following the completion of this offering.

	<b>Unaudited Pro Forma Combined 2021 Period</b>	
	<b>(in thousands)</b>	
Full year advisory fee	\$	25,000
Elimination of historical advisory fee		(12,500)
	\$	<u>12,500</u>

- (e) Reflects the assumed income tax benefit related to the pro forma adjustments to the annual advisory fee paid to Platinum Advisors, depreciation, amortization of intangible assets, and amortization of operating lease assets. The actual effective tax rate could differ significantly from the assumed tax rates used for the purposes of preparing the unaudited pro forma condensed combined financial information for a variety of factors, including but not limited to relative mix of earnings or losses and various tax rates within the jurisdictions in which we operate, such as: (a) losses in certain jurisdictions in which we are not able to record a tax benefit; (b) changes in the valuation allowance on deferred tax assets; and (c) changes in tax laws or interpretations thereof. The tax benefit also does not consider any impact to U.S. foreign tax credit utilization and any other U.S. international tax calculations from the pro forma adjustments.

	<b>Unaudited Pro Forma Combined 2021 Period</b>	
	<b>(in thousands)</b>	
Income tax benefit of assumed depreciation expense of fixed assets <sup>(1)</sup>	\$	(4,820)
Income tax benefit of assumed amortization of intangible assets (1)		(4,666)
Income tax benefit of assumed amortization of operating lease assets (1)		(2,468)
Income tax benefit of assumed annual advisory fee (2)		(3,125)
Net adjustments to provision for income taxes	\$	<u>(15,078)</u>

- (1) Calculated using an assumed global blended tax rate of 25% for depreciation & amortization.  
(2) Calculated using an assumed blended U.S. federal and state tax rate of 25% for the advisory fee paid to Platinum Advisors.

**Ingram Micro Holding Corporation has requested confidential treatment of this registration statement and associated correspondence pursuant to Rule 83 of the Securities and Exchange Commission.**

**Note 2 — Financing Transaction Accounting Adjustments for Imola Mergers**

- (a) Reflects the incremental interest expense and amortization of debt financing fees and original issuance discounts, as well as the elimination of our historical interest expense, and amortization of discount and deferred financing costs related to our historical senior unsecured notes.

	<b>Unaudited Pro Forma Combined 2021 Period</b>	
	<b>(in thousands)</b>	
Interest expense on the 2029 Notes and Credit Facilities (1)	\$	223,393
Elimination of historical interest expense for debt paid		(144,803)
Unused line fee on ABL Revolving Credit Facility		6,563
Net adjustment to interest expense	<u>\$</u>	<u>85,153</u>

- (1) For pro forma purposes, interest expense adjustments have been calculated using a weighted average effective interest rate of 5.17%, 5.20% and 4.17% for the 2029 Notes, the Term Loan Credit Facility and ABL Term Loan Facility, respectively.
- (b) Reflects the assumed income tax benefit related to the pro forma adjustments related to incremental interest expense calculated using an assumed blended U.S. federal and state tax rate of 25%. The U.S. blended tax rate was utilized as the incremental debt is located in the United States. The estimated tax benefit does not consider the potential impact of Section 163(j) which limits business interest expense deductions. Section 163(j) generally limits a taxpayer's business net interest expense deductions for a taxable year to 30% of the taxpayer's adjusted taxable income ("ATI") for that year. The tax benefit also does not consider any impact to U.S. foreign tax credit utilization from incremental interest expense.
- (c) Basic and diluted earnings per share are calculated as follows:

	<b>Unaudited Pro Forma Combined 2021 Period</b>	
	<b>(in thousands except share and per share data)</b>	
	<b>Class A</b>	<b>Class B</b>
Net income	365,459	651
Weighted average shares of common stock outstanding	26,380	47
Basic earnings per share	13,854	13,854
Diluted earnings per share	13,854	13,854

**Ingram Micro Holding Corporation has requested confidential treatment of this registration statement and associated correspondence pursuant to Rule 83 of the Securities and Exchange Commission.**

**MANAGEMENT'S DISCUSSION AND ANALYSIS OF FINANCIAL CONDITION AND RESULTS OF OPERATIONS**

*The following discussion and analysis of our financial condition and results of operations should be read in conjunction with the consolidated financial statements and related notes included elsewhere in this prospectus. Some of the information contained in this discussion and analysis, including information with respect to our planned investments in our research and development, sales and marketing and general and administrative functions, includes forward-looking statements that involve risks and uncertainties. You should review the sections titled "Cautionary Note Regarding Forward-Looking Statements" and "Risk Factors" for a discussion of forward-looking statements and important factors that could cause actual results to differ materially from the results described in or implied by the forward-looking statements contained in the following discussion and analysis.*

*Our Fiscal Year is a 52- or 53-week period ending on the Saturday nearest to December 31. For the purpose of discussing our financial results, we refer to ourselves (Ingram Micro Holding Corporation) as the "Successor" in the periods following the Imola Mergers and the "Predecessor" (Ingram Micro Inc.) during the periods preceding the Imola Mergers. All references herein to "Fiscal Year 2022 (Successor)" and "Fiscal Year 2023 (Successor)" represent the Fiscal Years ended December 31, 2022 (52 weeks) and December 30, 2023 (52 weeks), respectively. When discussing our financial results for the 2021 fiscal year, we refer to the period from January 3, 2021 to July 2, 2021 as the "Predecessor 2021 Period" and the period from July 3, 2021 to January 1, 2022 as the "Successor 2021 Period." To facilitate comparability of Fiscal Year 2022 (Successor) and Fiscal Year 2023 (Successor) to the fiscal year ended January 1, 2022, this prospectus also includes unaudited pro forma condensed combined financial information for key financial metrics and results of operations for the year ended January 1, 2022 to illustrate the effects of the Imola Mergers, on a pro forma basis, as if they had occurred on January 3, 2021 (the "Unaudited Pro Forma Combined 2021 Period"). See "Unaudited Pro Forma Condensed Combined Statement of Income." In addition, this "Management's Discussion and Analysis of Financial Condition and Results of Operations" has been corrected to give effect to the revision of our consolidated balance sheet and consolidated statements of cash flows, as more fully described in Note 2, "Significant Accounting Policies—Revision of Previously Issued Consolidated Financial Statements", to our audited consolidated financial statements. All financial data included in this Management's Discussion and Analysis of Financial Condition and Results of Operations section are in thousands, except as otherwise indicated.*

**Overview**

Ingram Micro is a leading solutions provider by revenue for the global IT ecosystem helping power the world's leading technology brands. Through our global reach and broad portfolio of products, professional services offerings and software, cloud and digital solutions, we remove complexity and maximize the value of the technology products our partners make, sell or use, providing the world more ways to realize the promise of technology.

With operations in 59 countries and 125 logistics and service centers worldwide, we serve as a solutions aggregator that we believe based on our experience in the industry enables our more than 1,500 vendor partners to serve the technology needs of nearly 90% of the global population. OEMs and software providers rely on us to simplify global sales channels, gain operational efficiencies and address complex technology deployments, including through our global Ingram Micro Cloud Marketplace and CloudBlue digital commerce platform. Our highly diversified base of more than 161,000 customers includes value-added resellers, system integrators, telecommunications companies and managed service providers. We provide our customers with broad product availability, technical expertise and a full suite of professional services to simplify their deployment and maximize their use of technology, including data-driven business and market insights, pre-sales engineering, post-sales integration, technical support and financing solutions. We manage more than 1.1 billion units of technology products every year and handle, on average, in excess of 14,000 technical engineering calls monthly. Additionally, we provide resellers, retailers and vendors with our ITAD and Reverse Logistics and Repairs

**Ingram Micro Holding Corporation has requested confidential treatment of this registration statement and associated correspondence pursuant to Rule 83 of the Securities and Exchange Commission.**

services to advance environmental sustainability through responsibly collecting and beneficially repurposing e-waste through remanufacturing, recycling, refurbishing and reselling technology devices.

More than a decade ago, we embarked on a journey from being a traditional IT products distributor to creating an integrated marketplace for customized solutions. Since then, even in the midst of the recent global softening in demand for certain of our traditional offerings, including our commercial and consumer products, we have invested more than \$2 billion in technical resources, intellectual property, digital processes and systems, advanced solutions, specialty markets and professional services. From its inception, this organic evolution, aided by a number of key acquisitions, has focused on creating a one-stop-shop experience for our thousands of customers to seamlessly procure and manage a comprehensive suite of technology solutions and services. The XaaS market has now been a rapidly expanding market and a key growth driver for several years, leading to our accelerated development of highly integrated solutions, services and marketplaces. First launched in 2010, our cloud marketplace has been a transformative part of our journey, enabling leading software vendors to connect with thousands of customers, who in turn support millions of end users, in what we believe to be the world's largest cloud ecosystem. Today, our cloud marketplace hosts more than 200 cloud solutions, aggregates 29 marketplaces and manages over 33 million seats, for more than 33,000 customers. Building on our successful marketplace, our proprietary CloudBlue digital commerce platform, and other acquired and organically developed intellectual property, in 2021 we launched our FSE which uses AI and ML technologies to manage cloud and XaaS monthly and annual recurring subscription services together with product purchases. This FSE laid the foundation for the introduction in 2022 of Ingram Micro Xvantage, which is the fully automated, self-learning and innovative digital platform we have now launched in key countries around the globe and to which we have added several other engines and patent-pending innovations. We believe that our customers will increasingly experience a "single pane of glass" through which we offer a full menu of IT devices, software solutions, cloud-based subscriptions, and technology services across hundreds of vendors and brands as we migrate our cloud marketplace and other marketplaces to Ingram Micro Xvantage and continuously integrate additional capabilities to the platform. Providing a comprehensive solution to customers and capabilities for vendors, as well as harnessing the insights gained from hundreds of millions of transactions over the past decade, Ingram Micro Xvantage is a significant milestone in our evolution benefiting from many years of investment and IT distribution experience. As our dynamic business model continues to evolve and we continue our transition to becoming more of a platform company, we will be better able to adapt to customer demands in the constantly shifting IT landscape.

Our focus on successful business outcomes for our partners and their clients, together with the investments described above, have enabled us to deliver solid financial results and expand our advanced solutions and cloud businesses even in the midst of the recent global softening in demand for certain of our traditional offerings, including our commercial and consumer products.

Advanced Solutions generated net sales of \$7,329 million for the Predecessor 2021 Period, \$8,309 million for the Successor 2021 Period, \$17,354 million for Fiscal Year 2022 (Successor) and \$17,896 million for Fiscal Year 2023 (Successor). Cloud generated net sales of \$125.9 million for the Predecessor 2021 Period, \$161.7 million for the Successor 2021 Period, \$326.0 million for Fiscal Year 2022 (Successor) and \$383.3 million for Fiscal Year 2023 (Successor).

***Our History***

Ingram Micro was founded in 1979 as Micro D Inc. Over the course of several decades, we have significantly expanded our global footprint, product breadth and technology expertise. We have grown through a series of organic and inorganic investments, expanding our presence in key strategic focus, areas of software, cloud, cybersecurity and supply chain solutions. We leverage these leading capabilities to power our differentiated solutions including Ingram Micro Xvantage. We are among the largest technology distributors in the world by revenue and/or global footprint.

Platinum formed Ingram Micro Holding Corporation (formerly known as Imola Holding Corporation) on September 28, 2020, and on December 9, 2020, Imola Acquisition Corporation, an investment vehicle of certain private investment funds sponsored and ultimately controlled by Platinum, Tianjin Tianhai Logistics Investment Management Co., Ltd., HNA Technology Co., Ltd. ("HNA Tech"), a part of HNA Group, GCL Investment Management, Inc., Ingram Micro and Imola Merger Corporation ("Escrow Issuer") entered into an agreement pursuant to which Platinum indirectly acquired (through Imola Acquisition Corporation) Ingram Micro from affiliates of HNA

**Ingram Micro Holding Corporation has requested confidential treatment of this registration statement and associated correspondence pursuant to Rule 83 of the Securities and Exchange Commission.**

Tech, for aggregate cash consideration of approximately \$7.2 billion, net of any indebtedness acquired (the “Acquisition Agreement”). Pursuant to the Acquisition Agreement, HNA Tech had the right to receive an amount not to exceed \$325.0 million in the aggregate, on the achievement by the Company of certain adjusted EBITDA targets for fiscal years 2021, 2022 and 2023. Based upon adjusted EBITDA achieved through the end of the Successor 2021 Period, such payment of an expected \$325.0 million was earned in its entirety and was paid on April 11, 2022.

The acquisition closed on July 2, 2021 (the “Acquisition Closing Date”). To fund a portion of the consideration for the acquisition, Platinum contributed certain amounts in cash to an indirect parent of Ingram Micro in exchange for the issuance to Platinum of equity in such parent entity in connection with the acquisition (the “Equity Contribution”). Concurrently with the Equity Contribution and to finance the remaining portion of the consideration for the acquisition, Ingram Micro entered into the following:

- the ABL Credit Facilities, consisting of a \$500 million ABL Term Loan Facility and a \$3,500 million ABL Revolving Credit Facility;
- the \$2,000 million Term Loan Credit Facility; and
- the \$2,000 million 2029 Notes.

In connection with the acquisition, Ingram Micro repaid in full, or satisfied and discharged in full, the obligations under any governing instruments, as applicable, of the then existing indebtedness of the Company and its subsidiaries, except for certain additional lines of credit, short-term overdraft facilities and other credit facilities with approximately \$217.5 million outstanding as of December 30, 2023, and entered into the agreements governing its current indebtedness as described above (the “Financing Transactions”). See “Description of Material Indebtedness.”

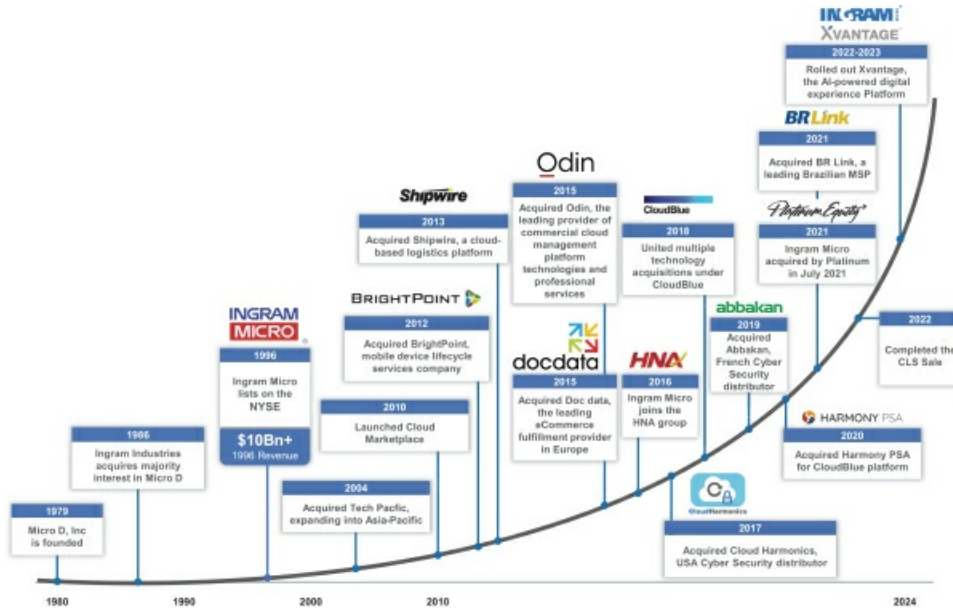
As part of the acquisition, Imola Merger Corporation merged with and into GCL Investment Management Inc., an affiliate of HNA Tech, which immediately thereafter merged with and into GCL Investment Holdings, Inc., which subsequently and immediately then merged with and into Ingram Micro, with Ingram Micro as the surviving entity (collectively, and together with the closing of the transactions contemplated by the Acquisition Agreement, the Equity Contribution and the Financing Transactions related to the acquisition, the “Imola Mergers”).

On December 8, 2021, we announced the CLS Sale. The transaction contemplated a primary closing date with respect to the vast majority of the operations that were the subject of the CLS Sale and successive deferred closings in respect of other operations. The primary closing of the transaction occurred on April 4, 2022 and the deferred closings were completed between the primary closing date and November 16, 2022. In connection with the primary closing of the transaction on April 4, 2022, we entered into a TSA with CMA CGM Group, under which we are providing certain services, including logistical, IT and corporate services. The services provided under the TSA will terminate at various times but those that are not fully transitioned by the applicable specified time may be extended under certain circumstances to no later than 24 months from April 4, 2022. The majority of the human resources services we are obligated to provide under the TSA were fully transitioned and completed by the end of December 2022. In addition, the majority of the operations and IT services were transitioned during 2023, and management expects the remaining services to be fully transitioned and completed by the end of April 2024. On April 4, 2022, we used a portion of the proceeds received from the CLS Sale to pay down the full outstanding balance of our \$500 million ABL Term Loan Facility. During 2023, we paid down \$500 million of the principal balance of our Term Loan Credit Facility over and above normal quarterly installments, which, as a result of this prepayment, are no longer mandatory. Following such repayments, as of December 30, 2023, \$1,362,487 remained outstanding under the Term Loan Credit Facility.

The business encompassed in the CLS Sale had \$781.0 million, \$853.1 million and \$399.2 million of net sales for the Predecessor 2021 Period, the Successor 2021 Period and Fiscal Year 2022 (Successor), respectively, and \$42.2 million, \$29.0 million and \$3.7 million of income from operations for the Predecessor 2021 Period, the Successor 2021 Period and Fiscal Year 2022 (Successor), respectively.

Ingram Micro Holding Corporation has requested confidential treatment of this registration statement and associated correspondence pursuant to Rule 83 of the Securities and Exchange Commission.

*Ingram Micro Timeline*



**Ingram Micro Holding Corporation has requested confidential treatment of this registration statement and associated correspondence pursuant to Rule 83 of the Securities and Exchange Commission.**

**Operating Segments**

Our business is organized into four reporting segments based on the different geographic regions in which we operate: North America, EMEA, Asia-Pacific and Latin America.

The table below summarizes our results of operations by these reporting segments for the Predecessor 2021 Period, the Successor 2021 Period, the Unaudited Pro Forma Combined 2021 Period, Fiscal Year 2022 (Successor) and Fiscal Year 2023 (Successor).

	<u>Predecessor</u>	<u>Successor</u>	<u>Combined</u> <u>Unaudited</u> <u>Pro Forma</u> <u>Combined</u> <u>2021 Period</u>	<u>Successor</u>	
	<u>Predecessor</u> <u>2021 Period</u>	<u>Successor</u> <u>2021 Period</u> <u>Period from</u> <u>July 3,</u> <u>2021 to</u> <u>January 1,</u> <u>2022</u>	<u>Fiscal Year</u> <u>Ended</u> <u>January 1,</u> <u>2022</u>	<u>Fiscal Year</u> <u>2022</u>	<u>Fiscal Year</u> <u>2023</u>
	<u>Period from</u> <u>January 3,</u> <u>2021 to</u> <u>July 2, 2021</u>			<u>Year Ended</u> <u>December 31,</u> <u>2022</u>	<u>Year Ended</u> <u>December 30,</u> <u>2023</u>
<b>(Amounts in millions)</b>					
Net Sales					
North America	\$ 10,568	\$ 11,573	\$ 22,141	\$ 20,908	\$ 18,196
EMEA	8,539	8,526	17,065	15,052	14,481
Asia-Pacific	5,520	6,097	11,617	11,185	11,586
Latin America	1,780	1,853	3,633	3,679	3,790
<b>Total</b>	<b>\$ 26,407</b>	<b>\$ 28,049</b>	<b>\$ 54,456</b>	<b>\$ 50,824</b>	<b>\$ 48,053</b>
Income from Operations					
North America	\$ 202	\$ 203	\$ 374	\$ 414	\$ 351
EMEA	170	197	361	315	316
Asia-Pacific	115	127	229	230	257
Latin America	65	61	128	113	94
Corporate	1	(236)	(247)	(72)	(33)
Gain on CLS Sale	—	—	—	2,284	—
Cash-based compensation	(27)	(28)	(56)	(35)	(31)
<b>Total</b>	<b>\$ 526</b>	<b>\$ 324</b>	<b>\$ 789</b>	<b>\$ 3,249</b>	<b>\$ 954</b>
Income from Operations Margin					
North America	1.91%	1.75%	1.69%	1.98%	1.93%
EMEA	2.00%	2.30%	2.12%	2.09%	2.19%
Asia-Pacific	2.08%	2.09%	1.97%	2.06%	2.22%
Latin America	3.64%	3.31%	3.52%	3.08%	2.47%
Corporate	—	—	—	—	—
Gain on CLS Sale	—	—	—	—	—
Cash-based compensation	—	—	—	—	—
<b>Total</b>	<b>1.99%</b>	<b>1.15%</b>	<b>1.45%</b>	<b>6.39%</b>	<b>1.99%</b>



**Ingram Micro Holding Corporation has requested confidential treatment of this registration statement and associated correspondence pursuant to Rule 83 of the Securities and Exchange Commission.**

**Key Operating Metrics and Non-GAAP Financial Measures**

We monitor the following key non-GAAP financial measures to help us evaluate our business, identify trends affecting our business, measure our performance, formulate business plans and make strategic decisions. Certain judgments and estimates are inherent in our processes to calculate these metrics. We believe that, in addition to our results determined in accordance with GAAP the following metrics are useful in evaluating our business and the underlying trends that are affecting our performance. See “—Non-GAAP Financial Measures” below for more detail and the accompanying reconciliations.

	<u>Predecessor</u>	<u>Successor</u>		
	<u>Predecessor</u> <u>2021 Period</u>	<u>Successor</u> <u>2021 Period</u>	<u>Fiscal Year</u> <u>2022</u>	<u>Fiscal Year</u> <u>2023</u>
<u>(Amounts in thousands)</u>	<u>Period from</u> <u>January 3,</u> <u>2021 to</u> <u>July 2, 2021</u>	<u>Period from</u> <u>July 3,</u> <u>2021 to</u> <u>January 1,</u> <u>2022</u>	<u>Year Ended</u> <u>December 31,</u> <u>2022</u>	<u>Year Ended</u> <u>December 30,</u> <u>2023</u>
<b>Non-GAAP Financial Data</b>				
Adjusted Income from Operations	\$ 549,684	\$ 613,906	\$ 1,162,132	\$ 1,113,366
Adjusted Income from Operations Margin	2.08%	2.19%	2.29%	2.32%
Adjusted Return on Invested Capital	21.7%	14.4%	14.1%	12.5%
EBITDA	\$ 637,033	\$ 431,143	\$ 3,308,971	\$ 1,061,668
Adjusted EBITDA	\$ 647,770	\$ 746,278	\$ 1,349,399	\$ 1,362,897
Adjusted Free Cash Flow	\$ (626,795)	\$ 205,483	\$ (351,891)	\$ 19,791

We believe EBITDA, Adjusted EBITDA, Adjusted Income from Operations and Adjusted Income from Operations Margin are all useful measures to our management as well as investors, analysts and other interested parties to assist in assessing the performance of the Company on a more meaningful and consistent basis before certain non-cash or non-recurring items that are not core to our business. These metrics have all generally shown growth over the periods presented as we have continued to drive revenue and gross margin growth and leverage on our operating expenses. As we continue to move our mix of business more toward higher margin Advanced Solutions and cloud product offerings, as well as seeing generally higher prices for high-demand, supply-constrained products, we have generated growth in gross profits to help offset, or more than offset, the growth in selling, general and administrative (“SG&A”) expenses from inflationary trends and investments necessary to service our higher net sales as a whole.

We view adjusted free cash flow as an important measure to evaluate our ability to generate operating cash flows after capital expenditures, which we in turn use to fund financing and investing needs. Our operating cash flows move most significantly based upon our changes in working capital.

We believe Adjusted Return on Invested Capital measures both our profitability and the efficiency with which we invest our capital in the business. This metric has been decreasing since the Successor 2021 Period reflective of our revised capital structure resulting from the Imola Mergers, as well as some volatility in the investment in working capital driven by supply constraints and lower profit levels driven by the impact of market softness particularly in commercial and consumer categories, but continues to represent a strong return overall and usage of working capital to run our business.

**Ingram Micro Holding Corporation has requested confidential treatment of this registration statement and associated correspondence pursuant to Rule 83 of the Securities and Exchange Commission.**

**Key Factors and Trends Affecting Our Operating Results**

***Global Demand for IT Products and Value-Added Services***

We are dependent on global IT spend, which is influenced by broader economic trends and their impacts on enterprise spending, as well as new product introductions and product transitions by technology vendors. Driven by the rapid evolution of the technology industry, frequent fluctuations in market demand, and the increasing complexity of solutions, which often integrate offerings from multiple vendors and service providers, vendors increasingly rely on distributors to bring their products to market more efficiently along with providing value-added services. We have diverse relationships with many global vendors and offer a full end-to-end solution including comprehensive services, positioning us well to capture demand in key technology sectors. We expect to continue investing in our services offerings, as well as our relationships with existing and emerging vendors with the goal of expanding the breadth and depth of what we already believe to be the industry's most comprehensive offering.

***Market Adoption of Cloud Solutions and XaaS***

The accelerating transition from on-premises software solutions to cloud-based solutions can drive a revenue mix shift to our higher margin cloud offerings. According to IDC, public cloud software deployment is expected to grow at a CAGR of 18.8% from 2023 to 2027 while on-premise software deployment is expected to grow at a CAGR of 3.4% over the same period. Because of our advanced capabilities and offerings, we believe this industry shift is a net positive for our business, and it demonstrates the comprehensive value of our business model. To capture this opportunity, we plan to continue investing in development and go-to-market support for our cloud offerings and marketplaces, including those already integrated into Ingram Micro Xvantage.

***Product, Line of Business and Global Presence***

Our product, service and solution offerings consist of Commercial & Consumer, Advanced Solutions, Cloud-based Solutions and Other, which include the product and service categories further described below. Results are impacted by changes in product mix, including entry or expansion into new markets, new product offerings and the exit or retraction of certain business. Furthermore, we have invested most heavily in recent years into Advanced Solutions and Cloud-based Solutions and capabilities globally, for which an increased need for more complex solutions coupled with more products being consumed on an as-a-service basis is driving a more rapid shift towards these offerings. Advanced Solutions and Cloud sales now collectively comprise more than one-third of our net sales.

As part of our global presence in each of our four geographic regions, we offer customers a full spectrum of hardware and software, cloud services and logistics expertise through three main lines of business: Technology Solutions, Cloud and Other. In each geographic region we offer customers the following product categories broken down under the respective line of business.

***Technology Solutions:***

- *Commercial & Consumer.* We offer a variety of higher-volume products targeted for corporate and individual end users, including desktop personal computers, notebooks, tablets, printers, components (including hard drives, motherboards, video cards, etc.), application software, peripherals, accessories and Ingram Micro branded solutions. We also offer a variety of products that enable mobile computing and productivity, including phones, phone tablets (including two-in-one "notebook/tablet" devices), smartphones, feature phones, mobile phone accessories, wearables and mobility software.
- *Advanced Solutions.* We offer enterprise grade hardware and software products aimed at corporate and enterprise users and generally characterized by specific projects, which account for lower volumes but higher-margin products individually and collectively in the form of solutions and related services. And while Advanced Solutions requires higher operational expenditures, primarily in the form of technical

**Ingram Micro Holding Corporation has requested confidential treatment of this registration statement and associated correspondence pursuant to Rule 83 of the Securities and Exchange Commission.**

capabilities to serve the market, the operating margin delivered by this business is also generally stronger than Commercial & Consumer offerings. Within this product category, we offer servers, storage, networking, hybrid and software-defined solutions, cyber security, power and cooling and virtualization (software and hardware) solutions. This category also includes training, professional services and financial solutions related to these product sets. We also offer customers DC / POS, physical security, audio visual & digital signage, UCC and Telephony, IoT (smart office/home automation) and AI products.

**Cloud:**

- *Cloud-based Solutions.* Our cloud portfolio comprises third-party services and subscriptions spanning a breadth of products from solution software through infrastructure-as-a-service. As technology consumption increasingly moves to XaaS, we have expanded our cloud solutions to more than 200 third-party cloud-based services or subscription offerings, including business applications, security, communications and collaboration, cloud enablement solutions and infrastructure-as-a-service. Also included here are the offerings of our CloudBlue business, which provides customers with multi-channel and multi-tier catalog management, subscription management, billing and orchestration capabilities through a SaaS model.

**Other:**

- *Other Offerings.* We provide customers with ITAD, reverse logistics and repair and other related solutions, and prior to April 2022 included the operations sold through the CLS Sale further described herein. See “—CLS Sale.” These offerings represent less than 10% of net sales for all periods presented herein.

The following table presents net sales across our four product categories for each of the periods indicated.

	<u>Predecessor</u>		<u>Successor</u>		<u>Successor</u>		<u>Successor</u>	
	<u>Period from</u>		<u>Period from July 3,</u>		<u>Fiscal Year</u>		<u>Fiscal Year</u>	
	<u>January 3, 2021 to</u>		<u>2021 to</u>		<u>Ended 2022</u>		<u>Ended 2023</u>	
	<u>July 2, 2021</u>		<u>January 1, 2022</u>					
<b>Net sales:</b>								
Commercial & Consumer	\$16,900,639	64%	\$18,310,621	65%	\$31,994,972	63%	\$29,149,776	61%
Advanced Solutions	7,329,449	28	8,309,073	30	17,353,836	34	17,895,934	37
Cloud-based Solutions	125,975	1	161,669	1	325,981	1	383,329	1
Other <sup>(1)</sup>	2,050,806	7	1,267,340	4	1,149,701	2	624,007	1
Total	<u>\$26,406,869</u>	<u>100%</u>	<u>\$28,048,703</u>	<u>100%</u>	<u>\$50,824,490</u>	<u>100%</u>	<u>\$48,053,046</u>	<u>100%</u>

- (1) Other net sales consist mainly of revenues associated with our Commerce & Lifecycle Services business which was primarily disposed of and sold effective April 4, 2022.

End-market demand across IT products in each of the geographic regions in which we operate affects the relative mix of our revenues and may lead to fluctuations in our overall profitability.

Vendors are increasingly focused on their global presence and we are consistently growing our share of the total addressable market with global vendors. Exposure to emerging markets, especially Asia-Pacific and Latin America, is driving higher growth and operating margin. Emerging markets typically require lower capital investment given less automation, and we experience higher operating margins due to their lower average labor costs.

**Ingram Micro Holding Corporation has requested confidential treatment of this registration statement and associated correspondence pursuant to Rule 83 of the Securities and Exchange Commission.**

***Vendor Relationships***

Our vendors include many of the largest tech companies, including Apple, Cisco, Dell, HPE, HPI, Lenovo and Microsoft. Ingram Micro's access to products, especially when supply constraints exist, is enhanced by the strength of our long-standing relationships with vendors. Vendors typically select distributors based on global reach, scale, contract terms, the strength of partnerships and service capabilities offered.

The value of our inventory is subject to risks of obsolescence and price reductions driven by vendors and by market conditions. To mitigate such risks, our vendors typically offer price protection, return rights and stock rotation privileges. We closely monitor our inventory levels and attempt to time our purchases to address demand levels while maximizing contractual protections provided by our vendors. We monitor both our inventory levels and customer demand patterns at each of our facilities and are able to stock products next to our vendors and resellers, which effectively minimizes our shipping costs.

***Liquidity and Access to Capital and Credit***

Our business requires investment in working capital to meet movements in demand and seasonality. Our working capital needs depend on terms and conditions established with vendors and resellers, as well as our customers' ability to pay us on time, and cash conversion rates affect our overall liquidity and cash flow.

Our resellers might fail to pay their obligations in a timely manner, which could adversely affect our operations and profitability. We protect ourselves from such risks by purchasing credit insurance in many markets, as well as by only doing business with customers we believe are creditworthy. We are able to act quickly in case of failure of timely payments, such as escalating communications and credit holds.

Substantial trade credit and similar offerings from our vendors, coupled with access to our borrowing facilities and ongoing cash flows from our business, are key to financing the necessary investment in inventory and trade credit that we offer to our customers.

The cash flow profile of our business is countercyclical. In times of elevated demand, more working capital investment may be required while overall working capital investment tends to reduce in times of decreasing demand. For example, when our sales initially decreased during the onset of the COVID-19 pandemic, we experienced a reduction in overall working capital investment of more than \$500 million over the second and third quarters of 2020, increasing our adjusted free cash flow significantly during that same period.

Mergers and acquisitions are a core part of our business strategy, leading to elevated leverage from time to time. However, given our consistent and predictable cash flow generation, we are able to adequately manage our leverage profile. We are dependent on external sources of capital to fund our business, but also use internally generated cash flow as a significant source of funding. As of December 30, 2023, we had \$3,470 million available under our \$3,500 million ABL Revolving Credit Facility.

***Supply Constraints***

Our future success is dependent on the health of our global supply chain. We have a large presence across North America, Europe and the Middle East, Asia-Pacific and Latin America, and any supply constraints can disrupt our global operations. Disruptions in local or international supply chains can cause significant delays, impacting inventory levels across our facilities. Supply chain constraints can also cause product prices and related fulfillment expenses to increase as well as prices we charge our customers.

As one of the largest technology distributors in the world, our strong relationships with vendors globally allow us to access a broad range of products. This global presence and breadth of offerings helps insulate our

**Ingram Micro Holding Corporation has requested confidential treatment of this registration statement and associated correspondence pursuant to Rule 83 of the Securities and Exchange Commission.**

operations from potential impacts to our local and international supply chains. For example, during the supply constraints experienced most prominently during 2022, we were able to secure favorable allocations of product from our vendors when product became available, or in some cases we were able to offer alternatives that could be sourced more rapidly.

***Impact of Labor, Warehousing, Transportation and Other Fulfillment Costs***

Our business is impacted by increases in labor, warehousing, transportation and other fulfillment costs. In periods of labor shortages, our operating costs typically increase. While increasing costs associated with labor shortages can impact profitability, we have developed a number of initiatives to mitigate the impact on our profitability. Our flexible workforce structure comprising a mix of temporary and permanent associates, allows us to modulate our local workforces based on demand, including typical seasonality. Furthermore, our extensive operating history, as well as our global scale provide us with access to local and international carriers to secure critical volume discounts that help offset the impact of increasing transportation costs.

***Seasonality***

We experience some seasonal fluctuations in demand in our business. For instance, we typically see lower demand, particularly in Europe, during the summer months. Additionally, we also experience an increase in demand in the fourth quarter, driven primarily by typical enterprise budgeting cycles in our commercial and consumer business and the pre-holiday impacts of stocking in the retail channel and associated higher logistics-based fulfillment fees. These seasonal fluctuations have historically impacted our revenue and working capital including receivables, payables and inventory. Our extensive experience combined with a flexible workforce allows us to modulate our operations and workforce demand fluctuations throughout the year.

***Foreign Currency Fluctuations***

We are exposed to the impact of foreign currency fluctuations and interest rate changes due to our international sales and global funding. In the normal course of business, we employ established policies and procedures to manage our exposure to fluctuations in the value of foreign currencies using a variety of financial instruments. It is our policy to utilize financial instruments to reduce risks where internal netting cannot be effectively employed and not to enter into foreign currency or interest rate transactions for speculative purposes.

As our international operations constitute a significant portion of our consolidated net sales, they are subject to fluctuations in the U.S. dollar against foreign currencies. In order to provide a framework for assessing our financial performance we exclude the effect of foreign currency fluctuations for certain periods by comparing the percent change in net sales and other key metrics on a constant currency basis. These key metrics on a constant currency basis are not GAAP financial measures. Amounts presented on a constant currency basis remove the impact of changes in exchange rates between the U.S. dollar and the local currencies of our foreign subsidiaries by translating the current period amounts into U.S. dollars using the same foreign currency exchange rates that were used to translate the amounts for the previous comparable period.

Our foreign currency risk management objective is to protect our earnings and cash flows resulting from sales, purchases and other transactions from the adverse impact of exchange rate movements. Foreign exchange risk is managed by using forward contracts to offset exchange risk associated with receivables and payables. We generally maintain hedge coverage between minimum and maximum percentages. During 2023, hedged transactions were denominated in U.S. dollars, Canadian dollars, euros, British pounds, Danish krone, Hungarian forint, Israeli shekel, Norwegian kroner, Swedish krona, Swiss francs, Polish zloty, South African rand, Australian dollars, Japanese yen, New Zealand dollars, Singapore dollars, Bulgarian lev, Czech koruna, Hong Kong dollars, Romanian leu, Brazilian real, Colombian pesos, Chilean pesos, Indian rupee, Chinese yuan, Turkish lira, Moroccan dirham, Thai baht, Malaysian ringgit and Indonesian rupiah.

**Ingram Micro Holding Corporation has requested confidential treatment of this registration statement and associated correspondence pursuant to Rule 83 of the Securities and Exchange Commission.**

**Components of Results of Operations**

***Net Sales***

We are one of the largest distributors of technology hardware, software and services worldwide, including a leading global presence in cloud, based on revenues. We offer a broad range of IT products and services to help generate demand and create efficiencies for our customers and suppliers around the world. We serve as an integral link in the global technology value chain, driving sales and profitability for the world's leading technology companies, resellers, mobile network operators and other customers. Our results of operations have been, and will continue to be, directly affected by the conditions in the economy in general.

***Gross Margin***

The technology distribution industry in which we operate is characterized by narrow gross profit as a percentage of net sales, or gross margin. Historically, our margins have also been impacted by pressures from price competition and declining average selling prices, as well as changes in vendor terms and conditions, including, but not limited to, variations in vendor rebates and incentives, our ability to return inventory to vendors and time periods qualifying for price protection. We expect competitive pricing pressures and restrictive vendor terms and conditions to continue in the foreseeable future. In addition, our margins have been and may continue to be impacted by our inventory levels which are based on projections of future demand, product availability, product acceptance and marketability and market conditions. Any sudden decline in demand and/or rapid technological changes in products could cause us to have a charge for excess and/or obsolete inventory. Likewise, in times of heavy demand or when supply constraints become significant, the latter of which was the case in much of 2022 and to a lesser degree in early 2023, prices for certain technology products will tend to increase. To manage our profitability, we have implemented changes to and continue to refine our pricing strategies, inventory management processes and vendor engagement programs. In addition, we continuously monitor and work to change, as appropriate, certain terms, conditions and credit offered to our customers to reflect those being imposed by our vendors, to recover costs and/or to facilitate sales opportunities. We have also strived to improve our profitability through diversification of product offerings, including our presence in adjacent product categories, such as enterprise computing, data center and automatic identification/data capture and point-of-sale ("DC / POS"). Additionally, we continue to expand our capabilities in what we believe are faster growing and higher margin service-oriented businesses, including cloud and hybrid cloud/on-premise solutions.

***Selling, General and Administrative Expenses***

Another key area for our overall profitability management is the monitoring and control of our level of SG&A expenses. On an ongoing basis, we regularly look to optimize and drive efficiencies throughout our operations, which includes use of temporary workforce to address staffing needs particularly in our warehouse operations where demand levels are more impactful on workloads. Furthermore, we have instituted a number of cost reduction and profit enhancement programs over the years, which in certain years included restructuring actions across various parts of our business to respond to changes in the economy and to further enhance productivity and profitability. These actions have included the rationalization and re-engineering of certain roles and processes, resulting in the reduction of headcount and consolidation of certain facilities. There are no material such charges in the periods presented. SG&A expenses also include the cost of investment in certain initiatives to accelerate growth and profitability and optimize our operations following the Imola Mergers. We continue to increase our presence in cloud which generally has higher gross margins but also requires higher automation and investment in commerce and other platforms to address its respective end markets.

***Restructuring Costs***

We have instituted a number of cost reduction and profit enhancement programs over the years, which in certain years included reorganization actions across various parts of our business to respond to changes in the

**Ingram Micro Holding Corporation has requested confidential treatment of this registration statement and associated correspondence pursuant to Rule 83 of the Securities and Exchange Commission.**

economy and to further enhance productivity and profitability. These actions have included the rationalization and re-engineering of certain roles and processes, resulting in the reduction of headcount and consolidation of certain facilities.

***Merger-Related Costs***

Merger-related costs consist of commitment fees, placement fees and other transaction costs for advisory and professional fees related to the Imola Mergers.

***Foreign Currency Translation***

The financial statements of our foreign subsidiaries for which the functional currency is the local currency are translated into U.S. dollars using (i) the exchange rate at each balance sheet date for assets and liabilities and (ii) an average exchange rate for each period for statement of income items. Translation adjustments are recorded in accumulated other comprehensive income, a component of stockholders' equity. The functional currency of a small number of operations within our EMEA, Asia-Pacific and Latin America regions is the U.S. dollar; accordingly, the monetary assets and liabilities of these subsidiaries are remeasured into U.S. dollars at the exchange rate in effect at the applicable balance sheet date. Revenues, expenses, gains or losses are remeasured at the average exchange rate for the period and nonmonetary assets and liabilities are remeasured at historical rates. The resultant remeasurement gains and losses of these operations, as well as gains and losses from foreign currency transactions are included in the consolidated statements of income of Ingram Micro.

***Working Capital and Debt***

The IT products distribution business is working capital intensive. Our business requires significant levels of working capital, primarily trade accounts receivable and inventory, which is partially financed by vendor trade accounts payable. For our working capital needs, we rely heavily on trade credit from vendors, and also on trade accounts receivable financing programs and proceeds from debt facilities. We maintain a strong focus on management of working capital in order to maximize returns on investment, cash provided by operations and our debt and cash levels. However, our debt and/or cash levels may fluctuate significantly on a day-to-day basis due to the timing of customer receipts, stocking levels and periodic payments to vendors. A higher concentration of payments received from customers toward the end of each month, combined with the timing of payments we make to our vendors, typically yields lower debt balances and higher cash balances at our quarter-ends than is the case throughout the quarter or year. Our future debt requirements may increase and/or our cash levels may decrease to support growth in our overall level of business, changes in our required working capital profile or to fund acquisitions or other investments in the business.

***Results of Operations***

We do not allocate cash-based compensation expense (see Note 11, "Employee Awards" to our audited consolidated financial statements), certain Corporate costs, including merger-related costs to our operating segments and the gain from the CLS Sale; therefore, we are reporting these amounts separately. The following tables set forth our net sales by reportable segment and the percentage of total net sales represented thereby, as well as income from operations and income from operations margin by reportable segment for each of the periods indicated.

**Ingram Micro Holding Corporation has requested confidential treatment of this registration statement and associated correspondence pursuant to Rule 83 of the Securities and Exchange Commission.**

The following tables set forth our historical results of operations for the periods indicated below:

**Annual Results of Operations**

	Predecessor	Successor	Combined	Successor	
	Predecessor 2021 Period	Successor 2021 Period	Unaudited Pro Forma Combined 2021 Period	Fiscal Year 2022	Fiscal Year 2023
	Period from January 3, 2021 to July 2, 2021	Period from July 3, 2021 to January 1, 2022	Fiscal Year Ended January 1, 2022	Year Ended December 31, 2022	Year Ended December 30, 2023
<i>(Amounts in thousands)</i>					
<b>Consolidated Statement of Income Data:</b>					
Net sales	\$ 26,406,869	\$ 28,048,703	\$ 54,455,572	\$ 50,824,490	\$ 48,053,046
Cost of sales	24,419,489	25,925,610	50,345,099	47,131,098	44,504,074
Gross profit	1,987,380	2,123,093	4,110,473	3,693,392	3,548,972
Operating expenses (income):					
Selling, general and administrative	1,459,364	1,684,170	3,203,846	2,716,234	2,576,023
Merger-related costs	2,314	114,332	116,646	1,910	—
Restructuring costs	202	831	1,033	10,138	18,797
Gain on CLS Sale	—	—	—	(2,283,820)	—
Total operating expenses	1,461,880	1,799,333	3,321,525	444,462	2,594,820
Income from operations	525,500	323,760	788,948	3,248,930	954,152
Other (income) expense:					
Interest income	(11,744)	(6,306)	(18,050)	(22,911)	(34,977)
Interest expense	44,281	183,208	312,642	320,230	380,191
Net foreign currency exchange loss	1,419	17,473	18,892	69,597	42,070
Other (income) expense	(13,410)	12,628	(782)	67,473	34,562
Total other (income) expense	20,546	207,003	312,702	434,389	421,846
Income before income taxes	504,954	116,757	476,246	2,814,541	532,306
Provision for income taxes	126,479	20,023	110,136	420,052	172,257
Net income	<u>\$ 378,475</u>	<u>\$ 96,734</u>	<u>\$ 366,110</u>	<u>\$ 2,394,489</u>	<u>\$ 360,049</u>



**Ingram Micro Holding Corporation has requested confidential treatment of this registration statement and associated correspondence pursuant to Rule 83 of the Securities and Exchange Commission.**

**Results of Operations**

We do not allocate time-vested and performance-vested cash-based compensation recognized to our reportable segments, certain Corporate costs and the gain from the CLS Sale; therefore, we are reporting these amounts separately. The following tables set forth our net sales by reportable segment and the percentage of total net sales represented thereby, as well as income from operations and income from operations margin by reportable segment for each of the periods indicated.

**Results of Operations for the Fiscal Year 2022 (Successor) and Fiscal Year 2023 (Successor) (Amounts in thousands):**

	Successor				Change - Increase (Decrease)	
	Fiscal Year 2022		Fiscal Year 2023		Amount	Percentage
	Year Ended December 31, 2022		Year Ended December 30, 2023			
<b>Net sales by reportable segment</b>						
North America	\$20,908,493	41%	\$18,195,652	38%	\$(2,712,841)	(13.0)%
EMEA	15,052,242	30	14,481,069	30	(571,173)	(3.8)
Asia-Pacific	11,184,575	22	11,586,171	24	401,596	3.6
Latin America	3,679,180	7	3,790,154	8	110,974	3.0
Total	<u>\$50,824,490</u>	<u>100%</u>	<u>\$48,053,046</u>	<u>100%</u>	<u>\$(2,771,444)</u>	<u>(5.5)%</u>

	Successor				Change - Increase (Decrease)	
	Fiscal Year 2022		Fiscal Year 2023		Income from Operations	Operating Margin
	Year Ended December 31, 2022		Year Ended December 30, 2023			
<b>Income from operations and operating margin by reportable segment</b>						
North America	\$ 414,128	1.98%	\$ 350,850	1.93%	\$ (63,278)	(0.05)%
EMEA	314,823	2.09	317,199	2.19	2,376	0.10
Asia-Pacific	230,494	2.06	256,948	2.22	26,454	0.16
Latin America	113,473	3.08	93,515	2.47	(19,958)	(0.61)
Gain on CLS Sale	2,283,820	—	—	—	(2,283,820)	—
Corporate	(72,390)	—	(33,320)	—	39,070	—
Cash-based compensation expense	(35,418)	—	(31,040)	—	4,378	—
Total	<u>\$ 3,248,930</u>	<u>6.39%</u>	<u>\$ 954,152</u>	<u>1.99%</u>	<u>\$(2,294,778)</u>	<u>(4.40)%</u>

**Ingram Micro Holding Corporation has requested confidential treatment of this registration statement and associated correspondence pursuant to Rule 83 of the Securities and Exchange Commission.**

	<u>Successor</u> <u>Fiscal Year 2022</u> <u>Year Ended 2022</u> <u>December 31, 2022</u>	<u>Successor</u> <u>Fiscal Year 2023</u> <u>Year Ended 2023</u> <u>December 30, 2022</u>
Net sales	100.00%	100.00%
Cost of sales	92.73	92.61
Gross profit	7.27	7.39
Operating expenses:		
Selling, general and administrative	5.34	5.36
Merger-related costs	0.00	—
Restructuring costs	0.02	0.04
Gain on CLS Sale	(4.49)	—
Income from operations	6.39	1.99
Total other (income) expense	0.85	0.88
Income before income taxes	5.54	1.11
Provision for income taxes	0.83	0.36
Net income	4.71%	0.75%

Consolidated net sales were \$48,053,046 for Fiscal Year 2023 (Successor) compared to \$50,824,490 for Fiscal Year 2022 (Successor). The 5.5% decrease in our consolidated net sales for Fiscal Year 2023 (Successor) compared to Fiscal Year 2022 (Successor), includes \$399,200, or 0.8%, driven by the CLS Sale, the majority of which closed on April 4, 2022. The remaining 4.7% decrease was the result of lower net sales in our North America and EMEA regions, partially offset by growth in our Asia-Pacific and Latin America regions. Fiscal Year 2023 (Successor) saw softer demand, particularly in commercial and consumer products, compared to a relatively more robust consumer environment during Fiscal Year 2022 (Successor), partially offset by stronger sales in advanced solutions and cloud during the more recent year. In Fiscal Year 2023 (Successor), all regions were impacted by softer demand for commercial and consumer goods, resulting in a 9% decline in consolidated net sales. Our Other services net sales declined by 46% globally as a result of the CLS Sale noted above. These declines were partially offset by growth of 3% in our advanced solutions offerings, as well as growth of 18% in our cloud-based solutions. The translation impact of foreign currencies relative to the U.S. dollar negatively impacted the comparison of our global net sales year-over-year by approximately 0.2%.

The \$2,712,841, or 13.0%, decrease in our North American net sales for Fiscal Year 2023 (Successor) compared to Fiscal Year 2022 (Successor), of which \$171,111, or 0.9%, relates to the CLS Sale, was primarily driven by a decline of 19% in net sales of commercial and consumer goods, attributed primarily to declines in notebooks, desktops and consumer electronic sales in the United States. Other services net sales were down 56% as a result of the CLS Sale as well as lower market demand. Additionally, advanced solutions net sales were down 1% for Fiscal Year 2023 (Successor) compared to Fiscal Year 2022 (Successor) due to declines in server offerings, as well as specialty offerings of audio visual and digital signage and unified communications categories in the United States. These factors were partially offset by growth of 7% in net sales of cloud-based solutions.

The \$571,173, or 3.8%, decrease in EMEA net sales for Fiscal Year 2023 (Successor) compared to Fiscal Year 2022 (Successor) includes a year-over-year reduction in net sales of \$199,983, or 1.4%, driven by the CLS Sale. Commercial and consumer goods net sales declined by 8% primarily due to declines in notebooks in Germany, the United Kingdom and Sweden, declines in peripherals in the United Kingdom, France, Germany and Italy, as well as declines in consumer electronics in Spain and Germany. Other services net sales were down 28% as a result of the CLS Sale. This was partially offset by net sales growth of 6% in advanced solutions, driven by networking, primarily in France, the United Kingdom and the Netherlands, and growth of 38% in cloud-based solutions net sales. The translation impact of foreign currencies relative to the U.S. dollar had a positive impact

**Ingram Micro Holding Corporation has requested confidential treatment of this registration statement and associated correspondence pursuant to Rule 83 of the Securities and Exchange Commission.**

of approximately 2% on the region's net sales. On a constant currency basis, commercial and consumer goods net sales declined by 10%, and Other services net sales declined by 29%, while advanced solutions net sales increased by 4% and cloud-based solutions increased by 35%.

The \$401,596, or 3.6%, increase in Asia-Pacific net sales for Fiscal Year 2023 (Successor) compared to Fiscal Year 2022 (Successor) includes a year-over-year reduction in net sales of \$15,389, or 0.1%, driven by the CLS Sale. Commercial and consumer goods net sales increased by 3% due to growth in mobility distribution, particularly in smartphones in China and India. Advanced solutions net sales grew by 6%, driven by networking, primarily in India and China, as well as infrastructure software in Hong Kong. Cloud-based solutions net sales were also 40% higher, driven primarily by growth in Australia. These results were partially offset by a decline of 75% in Other services net sales, as a result of the CLS Sale. The translation impact of foreign currencies relative to the U.S. dollar had a negative impact of approximately 4% on the region's net sales. On a constant currency basis, commercial and consumer goods net sales increased by 7%, advanced solutions net sales increased by 10%, cloud-based solutions net sales increased by 45%, while Other services net sales declined by 74%.

The \$110,974, or 3.0%, increase in Latin American net sales for Fiscal Year 2023 (Successor) compared to Fiscal Year 2022 (Successor) includes the translation impact of foreign currencies relative to the U.S. dollar, which had a positive impact on the region's net sales growth of approximately 5%. Advanced solutions net sales for the region increased by 18%, led primarily by Brazil across numerous categories of products, networking in Mexico, Chile and Peru, as well as cyber security offerings in Miami Export. Cloud-based solutions also grew by 43%, attributed primarily to growth in Brazil and Mexico. This growth was partially offset by a decrease of 2% in commercial and consumer goods net sales, primarily driven by declines in Miami Export, Brazil, Chile and Peru. Additionally, Other services declined by 97% as a result of the CLS Sale, which resulted in a year-over-year reduction in net sales of \$12,717, or 0.3%. On a constant currency basis, commercial and consumer goods net sales declined by 6% and Other services net sales declined by 97%, while advanced solutions and cloud-based solutions net sales grew by 13% and 34%, respectively.

Gross profit was \$3,548,972 for Fiscal Year 2023 (Successor), compared to \$3,693,392 for Fiscal Year 2022 (Successor). Gross margin increased by 12 basis points in Fiscal Year 2023 (Successor) compared to Fiscal Year 2022 (Successor). The decrease in gross profit dollars was primarily attributable to the previously described declines in our net sales. Gross margins benefited from a 15 basis point reduction in inventory reserves in Fiscal Year 2023 (Successor) compared to Fiscal Year 2022 (Successor). The translation impact of foreign currencies relative to the U.S. dollar had a positive impact of 3 basis points on the year-over-year comparison of gross margin. The remaining decline in gross margins is generally attributable to competitive pricing factors as well as geographic mix (higher sales growth in Asia Pacific and Latin American regions, where gross margins and costs to serve are both generally lower than other markets).

Total SG&A expenses decreased \$140,211, or 5.2%, in Fiscal Year 2023 (Successor) compared to Fiscal Year 2022 (Successor). The decrease in SG&A dollars includes a decrease in compensation and headcount expenses of \$200,707 driven by cost actions taken during the year as further discussed below. The year-over-year change is further driven by a decrease in shipping and supply costs of \$21,191, a decrease in depreciation expense of \$8,927 and a decrease in rental and occupancy costs of \$6,562, which were primarily the result of the CLS Sale. These declines were partially offset by an increase in bad debt expense of \$20,094, an increase in professional and outside service costs of \$14,487 and an increase in software-related costs of \$12,079. Additionally, in Fiscal Year 2023 (Successor), there were less costs allocated out of SG&A and into gross margin, primarily as a result of the CLS Sale, or were not capitalizable into applicable projects compared to Fiscal Year 2022 (Successor), which had a negative impact of \$93,717 on SG&A. The translation impact of foreign currencies relative to the U.S. dollar had a negative impact of 2 basis points on the year-over-year comparison of SG&A as a percentage of net sales.

**Ingram Micro Holding Corporation has requested confidential treatment of this registration statement and associated correspondence pursuant to Rule 83 of the Securities and Exchange Commission.**

Restructuring costs were \$18,797 in Fiscal Year 2023 (Successor) compared to \$10,138 in Fiscal Year 2022 (Successor). Restructuring costs in Fiscal Year 2023 (Successor) represented organizational and staffing changes, including a headcount reduction, primarily in our North American operations. This restructuring plan, implemented in July 2023, is expected to deliver annual incremental savings in the range of \$50 million and \$60 million with some savings beginning in the third quarter and continuing into the fourth quarter of 2023, and full-year run rate savings to be realized in 2024. Restructuring costs in Fiscal Year 2022 (Successor) were primarily related to the discontinuation of our cloud-support operations in Russia. See Note 9, “Restructuring Costs”, to our audited consolidated financial statements.

Income from operations was \$954,152, or 1.99%, of net sales in Fiscal Year 2023 (Successor), compared to \$3,248,930, or 6.39%, of net sales, in Fiscal Year 2022 (Successor). The 4.40% year-over-year decrease was primarily due to the \$2,283,820, or 4.49%, of net sales, gain that was recorded in conjunction with the CLS Sale in the prior year. This was partially offset by the increase in gross margin described above. The translation impact of foreign currencies relative to the U.S. dollar had a positive impact of 1 basis point on the year-over-year comparison of our consolidated income from operations margin.

Our North American income from operations margin decreased 5 basis points in Fiscal Year 2023 (Successor) compared to Fiscal Year 2022 (Successor) primarily due to an increase in SG&A expenses as a percentage of net sales in the region; most notably, an increase of 16 basis points of net sales in professional and outside service costs. Compensation and headcount expenses as a percentage of net sales increased by 10 basis points due to merit increases on existing headcount, partially offset by the positive impact of headcount reduction actions, although these impacts were not fully realized until late in the year. Other miscellaneous expenses also increased by 8 basis points primarily due to stranded costs resulting from the termination of certain services under the TSA agreement with CMA CGM Group. These were partially offset by lower bad debt expense of 6 basis points as well as lower shipping and supply costs of 4 basis points. Additionally, the region experienced higher gross margin on favorable product mix, as well as a reduction in inventory reserves. These factors had a combined positive impact of 13 basis points of net sales.

Our EMEA income from operations margin increased 10 basis points in Fiscal Year 2023 (Successor) compared to Fiscal Year 2022 (Successor). This increase was primarily attributable to a higher mix of our higher margin advanced solutions net sales for the region, as well as a reduction in inventory reserves. These factors had a combined favorable impact of 32 basis points of net sales. These favorable impacts were slightly offset by an increase in various SG&A expenses of 21 basis points. The translation impact of foreign currencies relative to the U.S. dollar had a positive impact of 1 basis point on the year-over-year comparison of the region’s income from operations margin.

Our Asia-Pacific income from operations margin increased 16 basis points in Fiscal Year 2023 (Successor) compared to Fiscal Year 2022 (Successor), primarily as a result of a decrease in SG&A expenses in the region; most notably, compensation and headcount expenses decreased by 16 basis points, intangible asset amortization decreased by 3 basis points and legal expenses decreased by 1 basis point, partially offset by an increase in bad debt expense of 11 basis points. The region also experienced higher gross margin on favorable product mix, as well as a reduction in inventory reserves. These factors had a combined positive impact of 3 basis points of net sales. The translation impact of foreign currencies relative to the U.S. dollar had a negative impact of 1 basis point on the year-over-year comparison of the region’s income from operations margin.

Our Latin American income from operations margin decreased 61 basis points in Fiscal Year 2023 (Successor) compared to Fiscal Year 2022 (Successor), primarily due to an increase in SG&A expenses in the region; most notably, bad debt expense, which increased by 43 basis points of net sales related primarily to aging receivable balances related to a single project. Additionally, compensation and headcount expenses increased by 12 basis points, professional and outside service costs increased by 9 basis points, rental and occupancy costs increased by 7 basis points and integration and transition costs increased by 5 basis points. These factors were partially offset by the favorable impact of a shift in mix towards our higher margin advanced solutions net sales

**Ingram Micro Holding Corporation has requested confidential treatment of this registration statement and associated correspondence pursuant to Rule 83 of the Securities and Exchange Commission.**

for the region, as well as a reduction in inventory reserves, which had a combined positive impact of 26 basis points of net sales. The translation impact of foreign currencies relative to the U.S. dollar had a positive impact of 3 basis points on the year-over-year comparison of the region's income from operations margin.

In Fiscal Year 2022 (Successor), we recorded a gain of \$2,283,820 on the CLS Sale.

In Fiscal Year 2023 (Successor), Corporate included \$25,000 of advisory fees paid to Platinum Advisors and \$7,218 related to investments in certain initiatives to accelerate our growth and profitability and optimize our operations. In Fiscal Year 2022 (Successor), Corporate costs consisted primarily of \$25,000 of advisory fees paid to Platinum Advisors, \$21,886 related to executive transition agreements and \$16,033 related to investments in certain initiatives to accelerate our growth and profitability and optimize our operations following the Imola Mergers.

Cash-based compensation expense decreased by \$4,378 in Fiscal Year 2023 (Successor) compared to Fiscal Year 2022 (Successor) primarily due to the over-achievement of performance targets in the previous year.

Total other (income) expense consists primarily of interest income, interest expense, foreign currency exchange gains and losses, and other non-operating gains and losses. We incurred total other (income) expense of \$421,846 in 2023 compared to \$434,389 in Fiscal Year 2022 (Successor). The decrease is largely driven by lower other expense, resulting from a loss of \$1,751 related to an equity investment for Fiscal Year 2023 (Successor) as compared to a loss of \$25,365 for Fiscal Year 2022 (Successor). Additionally, Fiscal Year 2023 (Successor) includes an unrealized gain of \$8,617, while Fiscal Year 2022 (Successor) includes an unrealized loss of \$14,347 related to our investments held in rabbi trust. Additionally, net foreign currency exchange losses decreased by \$27,527 in the current year period. These factors were partially offset by higher interest expense of \$59,961 primarily as a result of higher interest rates on our Term Loan Credit Facility and ABL Credit Facility partially offset by the impacts of lower average debt outstanding in the current year period, due in particular to principal payments in the current year of \$560,000 on our Term Loan Credit Facility.

We recorded an income tax provision of \$172,257, or an effective tax rate of 32.4%, in Fiscal Year 2023 (Successor), compared to \$420,052, or an effective tax rate of 14.9%, in Fiscal Year 2022 (Successor). The tax provision for Fiscal Year 2023 (Successor) included \$21,123 of withholding tax expense, or 4.0 percentage points of the effective tax rate, which is associated with our business operations in the Latin America region. In addition, the tax provision for Fiscal Year 2023 (Successor) also included \$7,378 of tax expense, or 1.4 percentage points of the effective tax rate, due to a reduction in U.S. foreign tax credit utilization in Fiscal Year 2023 (Successor) as the result of an overall domestic loss for the United States tax purposes and \$4,000 of withholding tax expense, or 0.8 percentage points of the effective rate, due to an expected dividend from our Chinese subsidiary, which is largely offset by \$8,311 of tax benefit, or 1.6 percentage points of the effective tax rate, due to an increase in actual Fiscal Year 2022 (Successor) U.S. foreign tax credit utilization as compared to our previous estimate. The effective tax rate is also higher in Fiscal Year 2023 (Successor) due to the relative mix of pre-tax income and various tax rates in the tax jurisdictions in which we operate, including the impact of a statutory rate increase in the United Kingdom. The tax provision for Fiscal Year 2022 (Successor) included \$2,283,820 of income from the CLS Sale, which had an income tax provision of \$246,450, or an effective tax rate of 10.8 percentage points. The low effective tax rate on the CLS Sale was primarily due to the gain on sale of European subsidiaries being tax exempt due to the participation exemption in Europe. In addition, the tax provision for Fiscal Year 2022 (Successor) also included \$8,795 of withholding tax expense, or 0.3 percentage points of the effective rate, due to a dividend from our Canadian subsidiary. Our Fiscal Year 2022 (Successor) income that was not part of the CLS Sale was taxed at a higher rate resulting in an overall effective tax rate of 14.9 percentage points.

Ingram Micro Holding Corporation has requested confidential treatment of this registration statement and associated correspondence pursuant to Rule 83 of the Securities and Exchange Commission.

Results of Operations for Fiscal Year 2022 (Successor) and for the Predecessor 2021 Period (Amounts in thousands):

	Predecessor		Successor	
	Predecessor 2021 Period		Fiscal Year 2022	
	Period from January 3, 2021 through July 2, 2021		Year Ended December 31, 2022	
<b>Net sales by reportable segment</b>				
North America	\$ 10,568,316	40%	\$20,908,493	41%
EMEA	8,538,634	32	15,052,242	30
Asia-Pacific	5,519,718	21	11,184,575	22
Latin America	1,780,201	7	3,679,180	7
Total	<u>\$ 26,406,869</u>	<u>100%</u>	<u>\$50,824,490</u>	<u>100%</u>

	Predecessor		Successor		Change— Increase (Decrease)
	Predecessor 2021 Period		Fiscal Year 2022		
	Period from January 3, 2021 through July 2, 2021		Year Ended December 31, 2022		
	Income from Operations	Income from Operations Margin	Income from Operations	Income from Operations Margin	Income from Operations Margin
<b>Income from operations and income from operations margin by reportable segment</b>					
North America	\$ 201,981	1.91%	\$ 414,128	1.98%	0.07%
EMEA	170,646	2.00	314,823	2.09	0.09
Asia-Pacific	114,637	2.08	230,494	2.06	(0.02)
Latin America	64,770	3.64	113,473	3.08	(0.56)
Gain on CLS Sale	—	—	2,283,820	—	—
Corporate	894	—	(72,390)	—	—
Cash-based compensation expense	(27,428)	—	(35,418)	—	—
Total	<u>\$ 525,500</u>	<u>1.99%</u>	<u>\$3,248,930</u>	<u>6.39%</u>	<u>4.40%</u>

	Predecessor		Successor	
	Predecessor 2021 Period		Fiscal Year 2022	
	Period from January 3, 2021 through July 2, 2021		Year Ended December 31, 2022	
Net sales	100.00%		100.00%	
Cost of sales	92.47		92.73	
Gross profit	7.53		7.27	
Operating expenses:				
Selling, general and administrative	5.53		5.36	
Merger-related costs	0.01		—	
Gain on CLS Sale	—		(4.49)	
Income from operations	1.99		6.39	
Total other (income) expense	0.08		0.85	
Income before income taxes	1.91		5.54	
Provision for income taxes	0.48		0.83	
Net income	<u>1.43%</u>		<u>4.71%</u>	

Consolidated net sales were \$50,824,490 for Fiscal Year 2022 (Successor), compared to \$26,406,869 for the Predecessor 2021 Period. The translation impact of foreign currencies relative to the U.S. dollar had a negative

**Ingram Micro Holding Corporation has requested confidential treatment of this registration statement and associated correspondence pursuant to Rule 83 of the Securities and Exchange Commission.**

impact on our net sales growth of approximately 4% on our consolidated net sales in Fiscal Year 2022 (Successor). Commercial and consumer goods, namely notebooks, peripherals and desktops were the largest driver of net sales at 63% of consolidated net sales in Fiscal Year 2022 (Successor). Advanced solutions offerings made up 34% of consolidated net sales in Fiscal Year 2022 (Successor), led by our networking and server offerings. Our Other services and cloud-based solutions contributed 2% and 1%, respectively, to consolidated net sales in Fiscal Year 2022 (Successor). During Fiscal Year 2022 (Successor), our advanced solutions offerings saw stronger demand while demand for commercial and consumer goods softened. In the Predecessor 2021 Period, commercial and consumer goods, namely notebooks, peripherals and desktops, were the largest driver of sales at 64% of consolidated net sales. Advanced solutions offerings comprised 28% of consolidated net sales in the Predecessor 2021 Period, as advanced solutions, particularly networking and related offerings, remained softer through much of 2021 as these areas of technology spending were slower to recover following COVID-19-related shutdowns. Our Other services, which largely consisted of the business encompassed in the CLS Sale, contributed 7% to consolidated net sales in the Predecessor 2021 Period.

North American net sales were \$20,908,493 for Fiscal Year 2022 (Successor), compared to \$10,568,316 for the Predecessor 2021 Period. Commercial and consumer goods made up 56% of North American net sales in Fiscal Year 2022 (Successor), led by notebooks, desktops and consumer electronics, while our advanced solutions offerings made up 40%, led primarily by networking, and to a lesser extent, by our server, cyber security and storage offerings. Our Other services and cloud-based solutions contributed 3% and 1%, respectively, to North American net sales in Fiscal Year 2022 (Successor). In the Predecessor 2021 Period, commercial and consumer goods, namely notebooks, desktops and accessories, made up 53% of North American net sales, while advanced solutions offerings made up 32% of North American net sales. Additionally, our Other services contributed 14% to North American net sales in the Predecessor 2021 Period.

EMEA net sales were \$15,052,242 for Fiscal Year 2022 (Successor), compared to \$8,538,634 for the Predecessor 2021 Period. The translation impact of foreign currencies relative to the U.S. dollar had a negative impact of approximately 10% on the region's net sales growth. Commercial and consumer goods made up 63% of EMEA net sales in Fiscal Year 2022 (Successor), led by notebooks, peripherals and tablets, while our advanced solutions offerings made up 34%, led by networking, server and storage offerings. Our Other services contributed 3% to EMEA net sales in Fiscal Year 2022 (Successor). In the Predecessor 2021 Period, commercial and consumer goods, namely notebooks and peripherals, made up 67% of EMEA net sales, while advanced solutions offerings made up 26% of EMEA net sales. Additionally, our Other services, which largely consisted of the business encompassed in the CLS Sale, contributed 6%, while our cloud-based solutions contributed 1% to EMEA net sales in the Predecessor 2021 Period.

Asia-Pacific net sales were \$11,184,575 for Fiscal Year 2022 (Successor), compared to \$5,519,718 for the Predecessor 2021 Period. The translation impact of foreign currencies relative to the U.S. dollar had a negative impact of approximately 5% on the region's net sales growth. Commercial and consumer goods made up 72% of Asia-Pacific net sales, led by notebooks, peripherals, consumer electronics and desktops, while our advanced solutions offerings made up 28%, led by networking, data center and server offerings. Our Other services and cloud-based solutions made up less than 1% of Asia-Pacific net sales in Fiscal Year 2022 (Successor). In the Predecessor 2021 Period, commercial and consumer goods, namely notebooks, peripherals and desktops, made up 75% of Asia-Pacific net sales, while advanced solutions offerings made up 24% of Asia-Pacific net sales. Our Other services and cloud-based solutions made up the remaining 1% of Asia-Pacific net sales in the Predecessor 2021 Period.

Latin American net sales were \$3,679,180 for Fiscal Year 2022 (Successor), compared to \$1,780,201 for the Predecessor 2021 Period. The translation impact of foreign currencies relative to the U.S. dollar had a negative impact of approximately 2% on the region's net sales growth. Commercial and consumer goods made up 74% of Latin American net sales, led by notebooks, consumer electronics and desktops, while our advanced solutions offerings made up 25%, led by networking, and server offerings. Our Other services and cloud-based solutions made up the remaining 1% of Latin American net sales in Fiscal Year 2022 (Successor). In the Predecessor 2021 Period, commercial and consumer goods, namely notebooks, made up 77% of Latin American net sales, while advanced solutions offerings made up 21% of Latin American net sales. Our Other services and cloud-based solutions made up the remaining 2% of Latin American net sales in the Predecessor 2021 Period.

**Ingram Micro Holding Corporation has requested confidential treatment of this registration statement and associated correspondence pursuant to Rule 83 of the Securities and Exchange Commission.**

Gross profit was \$3,693,392 for Fiscal Year 2022 (Successor), compared to \$1,987,380 for the Predecessor 2021 Period. Gross margin decreased 26 basis points in Fiscal Year 2022 (Successor) compared to the Predecessor 2021 Period. The translation impact of foreign currencies relative to the U.S. dollar had a negative impact of 4% on gross profit growth and a negative impact of 2 basis points on gross margin. The decrease was primarily attributable to the decline in our share of higher margin fee-for-service net sales from our Other services in Fiscal Year 2022 (Successor) compared to the Predecessor 2021 Period, as a result of the CLS Sale. Additionally, commercial and consumer goods experienced softer demand and product constraints during Fiscal Year 2022 (Successor) compared to the Predecessor 2021 Period, which benefited from higher selling prices due to comparatively higher demand, particularly for work-from-home and learn-from-home technologies. This was partially offset by an increase in our share of net sales in our higher-margin advanced solutions offerings. The decrease was also partially offset by the result of a negative inventory revaluation in our U.S. Reverse Logistics and Repair business in the Predecessor 2021 Period, of \$36,611, which had a negative impact of 14 basis points to gross margin in the Predecessor 2021 Period.

Total SG&A expenses as a percentage of net sales in Fiscal Year 2022 (Successor) decreased 17 basis points compared to the Predecessor 2021 Period. The translation impact of foreign currencies relative to the U.S. dollar had a positive impact of 4% on SG&A expenses. The decrease was driven by lower compensation and headcount expenses of 79 basis points of net sales, lower rental and occupancy costs of 15 basis points, lower shipping and supply costs of 8 basis points and lower depreciation expense of 5 basis points. Each of these factors were primarily the result of the CLS Sale coupled with diligent management of discretionary expenses across the remaining business. These decreases were partially offset by decrease of 53 basis points of net sales on lower cost absorption to margin, primarily as a result of the CLS Sale. Amortization expense also increased 6 basis points due to the step-up of the fair value of intangible assets as a result of applying the acquisition method of accounting following the Imola Mergers in the Successor 2021 Period. Additionally, the Predecessor 2021 Period included the benefit of a reversal of an accrual recorded in prior years related to an ICMS tax assessment in Brazil totaling \$13,642.

Income from operations margin in Fiscal Year 2022 (Successor) increased 4.40% compared to the Predecessor 2021 Period primarily due to the gain of \$2,283,820, or 4.49%, that was recorded as a result of the CLS Sale, as well as a reduction in SG&A expenses, described above. These benefits were slightly offset by the decrease in gross margin explained above. Income from operations margin was negatively impacted in the Predecessor 2021 Period by an inventory revaluation in our U.S. Reverse Logistics and Repair business, most of which was in gross margin and had a negative impact of 14 basis points, as well as Imola Merger-related costs, which had a negative impact of 1 basis point. The translation impact of foreign currencies relative to the U.S. dollar had a negative impact of 11 basis points on our consolidated income from operations margin.

Our North American income from operations margin increased 7 basis points in Fiscal Year 2022 (Successor) compared to the Predecessor 2021 Period. This was driven primarily by an inventory revaluation charge in the Predecessor 2021 Period of \$38,082 or 36 basis points of North America net sales in our U.S. Reverse Logistics and Repair business, most of which was in gross margin, that did not reoccur in Fiscal Year 2022 (Successor). Income from operations margin was negatively impacted by the CLS Sale in Fiscal Year 2022 (Successor), which resulted in lower revenue and margin from our Other services. The region experienced lower volume and margin on commercial and consumer goods as a result of softer demand as well as product mix during Fiscal Year 2022 (Successor) compared to the Predecessor 2021 Period, partially offset by favorable results in advanced solutions offerings. Additionally, the region was impacted by certain corporate charges of \$11,337 related to the discontinuation of our Cloud operations in Russia, which had a negative impact of 5 basis points on North American income from operations margin in Fiscal Year 2022 (Successor). Despite an overall decrease in operating expenses, the region was also impacted by an increase in bad debt expense of 12 basis points, due to a customer going into receivership in late 2022.

Our EMEA income from operations margin increased 9 basis points in Fiscal Year 2022 (Successor) compared to the Predecessor 2021 Period, driven by diligent management of operating expenses and impacts of the CLS Sale, including decreased compensation and headcount expenses of 192 basis points, decreased rental



**Ingram Micro Holding Corporation has requested confidential treatment of this registration statement and associated correspondence pursuant to Rule 83 of the Securities and Exchange Commission.**

and occupancy costs of 22 basis points and decreased shipping and supply costs of 11 basis points. These declines were partially offset by declines in gross margin, primarily in commercial and consumer goods, as well as the decline in our share of net sales from our Other services, as a result of the CLS Sale. The increase in EMEA income from operations margin was also slightly offset by a monetary penalty in our French operations, which had a negative impact of 14 basis points, as well as an 8 basis point increase in write-offs for excess and obsolete inventory as a result of inventory build-up during Fiscal Year 2022 (Successor) in response to supply constraints. The translation impact of foreign currencies relative to the U.S. dollar had a negative impact of 22 basis points on the region's income from operations margin.

Our Asia-Pacific income from operations margin decreased 2 basis points in Fiscal Year 2022 (Successor) compared to the Predecessor 2021 Period as a result of lower net sales volumes, most notably in commercial and consumer goods, as a result of softer demand during Fiscal Year 2022 (Successor). Income from operations margin was also negatively impacted by the CLS Sale in Fiscal Year 2022 (Successor), which resulted in lower revenue and margin from our Other services. The region's total share of mobility distribution sales declined during Fiscal Year 2022 (Successor) compared to the Predecessor 2021 Period. Additionally, during Fiscal Year 2022 (Successor), write-offs for excess and obsolete inventory increased by 9 basis points as a result of inventory build-up, particularly in China where significant COVID-related restrictions continued through much of 2022. These factors were partially offset by diligent management of operating expenses including bad debt expense, which decreased by 18 basis points, as well as compensation and headcount expenses, which decreased by 4 basis points. The translation impact of foreign currencies relative to the U.S. dollar had a negative impact of 15 basis points on the region's income from operations margin.

Our Latin American income from operations margin decreased 56 basis points in Fiscal Year 2022 (Successor) compared to the Predecessor 2021 Period, primarily due to lower volume and margin as a result of softer demand, primarily for commercial and consumer goods. Income from operations margin was also negatively impacted by the CLS Sale in Fiscal Year 2022 (Successor), which resulted in lower revenue and margin from our Other services. Additionally, SG&A expenses increased in the region, most notably compensation and headcount expenses increased 19 basis points, outside consulting costs increased 8 basis points, travel and entertainment increased 4 basis points and depreciation expense increased 3 basis points. Additionally, write-offs for excess and obsolete inventory increased by 33 basis points as a result of inventory build-up during Fiscal Year 2022 (Successor) in response to supply constraints. The translation impact of foreign currencies relative to the U.S. dollar had a negative impact of 24 basis points on the region's income from operations margin.

In Fiscal Year 2022 (Successor), we recorded a gain of \$2,283,820 as a result of the CLS Sale.

In Fiscal Year 2022 (Successor), Corporate consisted primarily of \$25,000 of advisory fees paid to Platinum Advisors, \$21,886 related to executive transition agreements and \$16,033 related to investments in certain initiatives to accelerate our growth and profitability and optimize our operations following the Imola Mergers. In the Predecessor 2021 Period, Corporate included the reversal of certain accruals at the close of the Imola Mergers, partially offset by merger-related costs of \$2,314 incurred during the Predecessor 2021 Period which consisted of commitment fees, placement fees and other transaction costs for advisory and professional fees related to the Imola Mergers.

Cash-based compensation expense increased by \$7,990 in Fiscal Year 2022 (Successor) compared to the Predecessor 2021 Period primarily due to Fiscal Year 2022 (Successor) having six additional months as compared to the Predecessor 2021 Period.

Total other (income) expense consists primarily of interest income, interest expense, foreign currency exchange gains and losses and other non-operating gains and losses. We incurred total other (income) expense of \$434,389 in Fiscal Year 2022 (Successor) compared to \$20,546 in the Predecessor 2021 Period. Interest expense increased by 46 basis points as a percentage of net sales, as a result of higher interest expense due to the issuance

**Ingram Micro Holding Corporation has requested confidential treatment of this registration statement and associated correspondence pursuant to Rule 83 of the Securities and Exchange Commission.**

of new debt in connection with the Imola Mergers and higher interest rates, see “Management’s Discussion and Analysis of Financial Condition and Results of Operations—Liquidity and Capital Resources—Interest Rate Risk.” Additionally, we recorded a loss of 5 basis points as a percentage of net sales related to valuation of an equity investment in Fiscal Year 2022 (Successor) compared to a gain of 10 basis points on the same equity investment in the Predecessor 2021 Period. Further, we incurred a foreign exchange loss of 14 basis points in Fiscal Year 2022 (Successor) compared to a loss of 1 basis point in the Predecessor 2021 Period.

We recorded an income tax provision of \$420,052, or an effective tax rate of 14.9%, in Fiscal Year 2022 (Successor) compared to \$126,479, or an effective tax rate of 25.0%, in the Predecessor 2021 Period. Fiscal Year 2022 (Successor) included \$2,283,820 of income from the CLS Sale, which had an income tax provision of \$246,450, or an effective tax rate of 10.8 percentage points. The low effective tax rate on the CLS Sale was primarily due to the gain on sale of European subsidiaries being tax exempt due to the participation exemption in Europe. In addition, Fiscal Year 2022 (Successor) also included \$8,795 of withholding tax expense, or 0.3 percentage points of the effective rate, due to a dividend from our Canadian subsidiary. Our Fiscal Year 2022 (Successor) income that was not part of the CLS Sale was taxed at a higher rate resulting in an overall effective tax rate of 14.9 percentage points. The Predecessor 2021 Period income tax provision included \$9,120 of non-cash tax benefits, or 1.8 percentage points of the effective rate, related to the reversal of the full valuation allowance against Belgium deferred tax assets. The tax provision in the Predecessor 2021 Period also included other items that resulted in net tax expenses of \$4,496, or 0.9 percentage points.

**Results of Operations for Fiscal Year 2022 (Successor) and for the Successor 2021 Period (Amounts in thousands):**

	Successor			
	Successor 2021 Period		Fiscal Year 2022	
	Period from July 3, 2021 through January 1, 2022		Year Ended December 31, 2022	
<b>Net sales by reportable segment</b>				
North America	\$11,572,674	41%	\$20,908,493	41%
EMEA	8,526,486	30	15,052,242	30
Asia-Pacific	6,097,137	22	11,184,575	22
Latin America	1,852,406	7	3,679,180	7
Total	<u>\$28,048,703</u>	<u>100%</u>	<u>\$50,824,490</u>	<u>100%</u>

	Successor				Change— Increase (Decrease) Income from Operations Margin
	Successor 2021 Period		Fiscal Year 2022		
	Period from July 3, 2021 through January 1, 2022		Year Ended December 31, 2022		
<b>Income from operations and operating margin by reportable segment</b>	<b>Income from Operations</b>	<b>Income from Operations Margin</b>	<b>Income from Operations</b>	<b>Income from Operations Margin</b>	
North America	\$ 202,717	1.75%	\$ 414,128	1.98%	0.23%
EMEA	196,473	2.30	314,823	2.09	(0.21)
Asia-Pacific	127,399	2.09	230,494	2.06	(0.03)
Latin America	61,310	3.31	113,473	3.08	(0.23)
Gain on CLS Sale	—	—	2,283,820	—	—
Corporate	(235,563)	—	(72,390)	—	—
Cash-based compensation expense	(28,576)	—	(35,418)	—	—
Total	<u>\$ 323,760</u>	1.15%	<u>\$3,248,930</u>	6.39%	5.24%

**Ingram Micro Holding Corporation has requested confidential treatment of this registration statement and associated correspondence pursuant to Rule 83 of the Securities and Exchange Commission.**

	Successor	
	Successor 2021 Period	Fiscal Year 2022
	Period from July 3, 2021 through January 1, 2022	Year Ended December 31, 2022
Net sales	100.00%	100.00%
Cost of sales	92.43	92.73
Gross profit	7.57	7.27
Operating expenses:		
Selling, general and administrative	6.01	5.36
Merger-related costs	0.41	—
Gain on CLS Sale	—	(4.49)
Income from operations	1.15	6.39
Total other (income) expense	0.74	0.85
Income before income taxes	0.42	5.54
Provision for income taxes	0.07	0.83
Net income	0.34%	4.71%

Consolidated net sales were \$50,824,490 for Fiscal Year 2022 (Successor), compared to \$28,048,703 for the Successor 2021 Period. The translation impact of foreign currencies relative to the U.S. dollar had a negative impact on our net sales growth of approximately 4% on our consolidated net sales in Fiscal Year 2022 (Successor). Commercial and consumer goods, namely notebooks, peripherals and desktops were the largest driver of net sales at 63% of consolidated net sales in Fiscal Year 2022 (Successor). Advanced solutions offerings made up 34% of consolidated net sales in Fiscal Year 2022 (Successor), led by our networking and server offerings. Our Other services and cloud-based solutions contributed 2% and 1%, respectively, to consolidated net sales in Fiscal Year 2022 (Successor). In the Successor 2021 Period, commercial and consumer goods, namely notebooks, peripherals and desktops were the largest driver of net sales at 65% of consolidated net sales. Our advanced solutions offerings contributed 30% of our consolidated net sales, led by networking, server and storage offerings. Our Other services, which largely consisted of the business encompassed in the CLS Sale, contributed 4% to consolidated net sales, while our cloud-based solutions contributed 1% to consolidated net sales in the Successor 2021 Period.

North American net sales were \$20,908,493 for Fiscal Year 2022 (Successor), compared to \$11,572,674 for the Successor 2021 Period. Commercial and consumer goods made up 56% of North American net sales in Fiscal Year 2022 (Successor), led by notebooks, desktops and consumer electronics, while our advanced solutions offerings made up 40%, led primarily by networking, and to a lesser extent, by our server, cyber security and storage offerings. Our Other services and cloud-based solutions contributed 3% and 1%, respectively, to North American net sales in Fiscal Year 2022 (Successor). In the Successor 2021 Period, commercial and consumer goods, namely notebooks, desktops and consumer electronics, made up 60% of North American net sales, while advanced solutions offerings made up 34% of North American net sales, primarily driven by networking offerings. Additionally, our Other services and cloud-based solutions contributed 5% and 1%, respectively, to North American net sales in the Successor 2021 Period.

EMEA net sales were \$15,052,242 for Fiscal Year 2022 (Successor), compared to \$8,526,486 for the Successor 2021 Period. The translation impact of foreign currencies relative to the U.S. dollar had a negative impact of approximately 10% on the region's net sales growth. Commercial and consumer goods made up 63% of EMEA net sales in Fiscal Year 2022 (Successor), led by notebooks, peripherals and tablets, while our advanced solutions offerings made up 34%, led by networking, server and storage offerings. Our Other services contributed 3% to EMEA net sales in Fiscal Year 2022 (Successor). In the Successor 2021 Period, commercial and consumer goods, namely notebooks and peripherals, made up 65% of EMEA net sales, while advanced solutions offerings made up 28% of EMEA net

**Ingram Micro Holding Corporation has requested confidential treatment of this registration statement and associated correspondence pursuant to Rule 83 of the Securities and Exchange Commission.**

sales, primarily driven by networking and server offerings. Additionally, our Other services, which largely consisted of the business encompassed in the CLS Sale, contributed 6%, while our cloud-based solutions contributed 1% to EMEA net sales in the Successor 2021 Period.

Asia-Pacific net sales were \$11,184,575 for Fiscal Year 2022 (Successor), compared to \$6,097,137 for the Successor 2021 Period. The translation impact of foreign currencies relative to the U.S. dollar had a negative impact of approximately 5% on the region's net sales growth. Commercial and consumer goods made up 72% of Asia-Pacific net sales, led by notebooks, peripherals, consumer electronics and desktops, while our advanced solutions offerings made up 28%, led by networking, data center and server offerings. Our Other services and cloud-based solutions made up less than 1% of Asia-Pacific net sales in Fiscal Year 2022 (Successor). In the Successor 2021 Period, commercial and consumer goods, namely notebooks, peripherals and consumer electronics, made up 73% of Asia-Pacific net sales, while advanced solutions offerings made up 26% of Asia-Pacific net sales. Our Other services and cloud-based solutions made up the remaining 1% of Asia-Pacific net sales in the Successor 2021 Period.

Latin American net sales were \$3,679,180 for Fiscal Year 2022 (Successor), compared to \$1,852,406 for the Successor 2021 Period. The translation impact of foreign currencies relative to the U.S. dollar had a negative impact of approximately 2% on the region's net sales growth. Commercial and consumer goods made up 74% of Latin American net sales, led by notebooks, consumer electronics and desktops, while our advanced solutions offerings made up 25%, led by networking and server offerings. Our Other services and cloud-based solutions made up the remaining 1% of Latin American net sales in Fiscal Year 2022 (Successor). In the Successor 2021 Period, commercial and consumer goods, namely notebooks, made up 74% of Latin American net sales, while advanced solutions offerings made up 24% of Latin American net sales, primarily driven by networking and server offerings. Our Other services and cloud-based solutions made up the remaining 2% of Latin American net sales in the Successor 2021 Period.

Gross profit was \$3,693,392 for Fiscal Year 2022 (Successor), compared to \$2,123,093 for the Successor 2021 Period. Gross margin decreased 30 basis points in Fiscal Year 2022 (Successor) compared to the Successor 2021 Period. The translation impact of foreign currencies relative to the U.S. dollar had a negative impact of 4% on gross profit growth and a negative impact of 2 basis points on gross margin. The decrease was primarily attributable to the decline in our share of higher margin fee-for-service net sales from our Other services in Fiscal Year 2022 (Successor) compared to the Successor 2021 Period, as a result of the CLS Sale. Additionally, commercial and consumer goods experienced softer demand and product constraints during Fiscal Year 2022 (Successor) compared to the Successor 2021 Period, which benefited from strong work-from-home and learn-from-home demand. The decrease was partially offset by the result of a negative inventory revaluation in our U.S. Reverse Logistics and Repair business in the Successor 2021 Period, of \$41,322, which had a negative impact of 15 basis points to gross margin in the Successor 2021 Period.

Total SG&A expenses as a percentage of net sales in Fiscal Year 2022 (Successor) decreased 65 basis points compared to the Successor 2021 Period. The translation impact of foreign currencies relative to the U.S. dollar had a positive impact of 4% on SG&A expenses. The decrease was driven by lower compensation and headcount expenses of 70 basis points of net sales, lower rental and occupancy costs of 11 basis points, lower shipping and supply costs of 10 basis points and lower depreciation expense of 10 basis points. Each of these factors were primarily the result of the CLS Sale coupled with diligent management of discretionary expenses. These decreases were partially offset by a decrease of 60 basis points on lower cost absorption to margin, primarily as a result of the CLS Sale.

Income from operations margin in Fiscal Year 2022 (Successor) increased 5.24% compared to the Successor 2021 Period primarily due to the gain of \$2,283,820, or 4.49%, that was recorded as a result of the CLS Sale, as well as a reduction in SG&A expenses, described above. These benefits were slightly offset by the decrease in gross margin explained above. Income from operations margin was negatively impacted in the Successor 2021 Period by Imola Merger-related costs discussed further below, which had a negative impact of 41 basis points, as

**Ingram Micro Holding Corporation has requested confidential treatment of this registration statement and associated correspondence pursuant to Rule 83 of the Securities and Exchange Commission.**

well as an inventory revaluation in our U.S. Reverse Logistics and Repair business, most of which was in gross margin, which had a negative impact of 16 basis points. The translation impact of foreign currencies relative to the U.S. dollar had a negative impact of 11 basis points on our consolidated income from operations margin.

Our North American income from operations margin increased 23 basis points in Fiscal Year 2022 (Successor) compared to the Successor 2021 Period. This was driven primarily by an inventory revaluation charge in the Successor 2021 Period of \$43,974, or 38 basis points of North America net sales in our U.S. Reverse Logistics and Repair business, most of which was in gross margin. Income from operations margin was negatively impacted by the CLS Sale in Fiscal Year 2022 (Successor), which resulted in lower revenue and margin from our Other services. Additionally, the region experienced lower volume and margin on commercial and consumer goods as a result of softer demand during Fiscal Year 2022 (Successor) compared to the Successor 2021 Period, partially offset by favorable results in advanced solutions offerings. Additionally, the region was impacted by certain corporate charges of \$11,337 related to the discontinuation of our Cloud operations in Russia, which had a negative impact of 5 basis points on North American income from operations margin in Fiscal Year 2022 (Successor). Despite an overall decrease in operating expenses, the region was also impacted by an increase in bad debt expense of 10 basis points, due to a customer going into receivership in late 2022.

Our EMEA income from operations margin decreased 21 basis points in Fiscal Year 2022 (Successor) compared to the Successor 2021 Period, driven primarily by a legal fine in our French operations accounting for 14 basis points of the overall decline. Additionally, the CLS Sale, as well as continued supply constraints, primarily in our commercial and consumer product group, also negatively impacted income from operations margin in the region for Fiscal Year 2022 (Successor) compared to the Successor 2021 Period. Write-offs for excess and obsolete inventory increased by 12 basis points as a percentage of net sales as a result of inventory build-up during Fiscal Year 2022 (Successor), in response to supply constraints. These results were partially offset by reductions in SG&A expenses, as a result of the CLS Sale, including a decrease in compensation and headcount expenses of 211 basis points, a decrease in rental and occupancy costs of 20 basis points and a decrease in shipping and supply costs of 17 basis points. The translation impact of foreign currencies relative to the U.S. dollar had a negative impact of 22 basis points on the region's income from operations margin.

Our Asia-Pacific income from operations margin decreased 3 basis points in Fiscal Year 2022 (Successor) compared to the Successor 2021 Period, primarily due to lower volume and margin as a result of softer demand, primarily for commercial and consumer goods. Additionally, the region was impacted by the CLS Sale, which resulted in lower revenue and margin from our Other services in Fiscal Year 2022 (Successor). The region's total share of mobility distribution sales declined during Fiscal Year 2022 (Successor) compared to the Successor 2021 Period. Additionally, during Fiscal Year 2022 (Successor), write-offs for excess and obsolete inventory increased by 9 basis points as a result of inventory build-up, particularly in China where significant COVID-related restrictions continued through much of 2022. These factors were partially offset by diligent management of operating expenses including bad debt expense, which decreased by 30 basis points. The translation impact of foreign currencies relative to the U.S. dollar had a negative impact of 15 basis points on the region's income from operations margin.

Our Latin American income from operations margin decreased 23 basis points in Fiscal Year 2022 (Successor) compared to the Successor 2021 Period, primarily due to lower volume and margin as a result of softer demand, primarily for commercial and consumer goods. Additionally, the region was impacted by the CLS Sale, which resulted in lower revenue and margin from our Other services in Fiscal Year 2022 (Successor). Write-offs for excess and obsolete inventory also increased by 19 basis points as a result of inventory build-up during Fiscal Year 2022 (Successor) in response to supply constraints. This was partially offset by a decline in SG&A expenses including a 12 basis point decrease in compensation and headcount expenses. The translation impact of foreign currencies relative to the U.S. dollar had a negative impact of 24 basis points on the region's income from operations margin.

In Fiscal Year 2022 (Successor), we recorded a gain of \$2,283,820 as a result of the CLS Sale.

**Ingram Micro Holding Corporation has requested confidential treatment of this registration statement and associated correspondence pursuant to Rule 83 of the Securities and Exchange Commission.**

In Fiscal Year 2022 (Successor), Corporate consisted primarily of \$25,000 of advisory fees paid to Platinum Advisors, \$21,886 related to executive transition agreements and \$16,033 related to investments in certain initiatives to accelerate our growth and profitability and optimize our operations following the Imola Mergers. In the Successor 2021 Period, Corporate costs consisted primarily of merger-related costs of \$114,332, which included commitment fees, placement fees and other transaction costs for advisory and professional fees related to the Imola Mergers, \$75,000 of expenses related to the true-up in value of contingent consideration resulting from the Imola Mergers, \$15,767 of fees related to certain initiatives to accelerate our growth and profitability and optimize our operations following the acquisition by Platinum and \$12,500 of advisory fees paid to Platinum Advisors. Corporate costs also included \$9,400 related to an executive transition agreement.

Cash-based compensation expense increased by \$6,842 in Fiscal Year 2022 (Successor) compared to the Successor 2021 Period primarily due to Fiscal Year 2022 (Successor) having six additional months as compared to the Successor 2021 Period.

Total other (income) expense consists primarily of interest income, interest expense, foreign currency exchange gains and losses and other non-operating gains and losses. We incurred total other (income) expense of \$434,389 in Fiscal Year 2022 (Successor) compared to \$207,003 in the Successor 2021 Period. Interest expense was lower by 2 basis points as a percentage of net sales in Fiscal Year 2022 (Successor), because the Successor 2021 Period includes one-time interest expense pertaining to the issuance of new debt in connection with the Imola Mergers. Additionally, we incurred a foreign exchange loss of 14 basis points in Fiscal Year 2022 (Successor) compared to a loss of 6 basis points in the Successor 2021 Period. Fiscal Year 2022 (Successor) also includes a loss of 5 basis points as a percentage of net sales related to valuation of an equity investment.

We recorded an income tax provision of \$420,052, or an effective tax rate of 14.9%, in Fiscal Year 2022 (Successor) compared to \$20,023, or an effective tax rate of 17.1%, in the Successor 2021 Period. Fiscal Year 2022 (Successor) included \$2,283,820 of income from the CLS Sale, which had an income tax provision of \$246,450, or an effective tax rate of 10.8 percentage points. The low effective tax rate on the CLS Sale was primarily due to the gain on sale of European subsidiaries being tax exempt due to the participation exemption in Europe. In addition, Fiscal Year 2022 (Successor) also included \$8,795 of withholding tax expense, or 0.3 percentage points of the effective rate, due to a dividend from our Canadian subsidiary. Our Fiscal Year 2022 (Successor) income that was not part of the CLS Sale was taxed at a higher rate resulting in an overall effective tax rate of 14.9 percentage points. The Successor 2021 Period income tax provision included \$63,519 of non-cash tax benefits, or 54.4 percentage points of the effective rate, related to the reversal of the full valuation allowance against Luxembourg deferred tax assets; and \$14,115 of non-cash tax benefits, or 12.1 percentage points of the effective rate, related to establishment of net deferred tax assets for basis differences on held for sale subsidiaries. These tax benefits are partially offset by the impact of the Imola Mergers non-recurring expenses, including \$18,750, or 16.1 percentage points of the effective rate, related to non-deductible expense related to the contingent consideration provided in the Imola Mergers, and \$8,428, or 7.2 percentage points of the effective rate, related to non-deductible transaction costs. In addition, there is an impact of \$19,564, or 16.8 percentage points of the effective tax rate, due to additional U.S. federal non-cash tax expenses on foreign earnings associated with non-recurring transactions. The tax provision in the Successor 2021 Period also included other items that resulted in net tax expenses of \$6,638, or 5.7 percentage points of the effective tax rate.

**Results of Operations for Fiscal Year 2022 (Successor) and for the Unaudited Pro Forma Combined 2021 Period (Amounts in thousands):**

To facilitate comparability of Fiscal Year 2022 (Successor) to the fiscal year ended January 1, 2022, we present unaudited condensed combined pro forma financial information for key financial metrics and results of operations for the Unaudited Pro Forma Combined 2021 Period to illustrate the effects of the Imola Mergers,

**Ingram Micro Holding Corporation has requested confidential treatment of this registration statement and associated correspondence pursuant to Rule 83 of the Securities and Exchange Commission.**

including the Financing Transactions, as if they had occurred on January 3, 2021. See Unaudited Pro Forma Condensed Combined Statement of Income.

	Combined		Successor		Change—Increase (Decrease)	
	Unaudited Pro Forma Combined 2021 Period		Fiscal Year 2022		Amount	Percentage
	Fiscal Year Ended January 1, 2022		Year Ended December 31, 2022			
<b>Net sales by reportable segment</b>						
North America	\$ 22,140,990	41%	\$ 20,908,493	41%	\$ (1,232,497)	(5.6)%
EMEA	17,065,120	31	15,052,242	30	(2,012,878)	(11.8)
Asia-Pacific	11,616,855	21	11,184,575	22	(432,280)	(3.7)
Latin America	3,632,607	7	3,679,180	7	46,573	1.3
Total	<u>\$ 54,455,572</u>	<u>100%</u>	<u>\$ 50,824,490</u>	<u>100%</u>	<u>\$ (3,631,082)</u>	<u>(6.7)%</u>

	Combined		Successor		Change—Increase (Decrease)	
	Unaudited Pro Forma Combined 2021 Period		Fiscal Year 2022		Income from Operations	Operating Margin
	Fiscal Year Ended January 1, 2022		Year Ended December 31, 2022			
<b>Income from operations and operating margin by reportable segment</b>						
North America	\$ 374,164	1.69%	\$ 414,128	1.98%	\$ 39,964	0.29%
EMEA	361,054	2.12	314,823	2.09	(46,231)	(0.03)
Asia-Pacific	228,945	1.97	230,494	2.06	1,549	0.09
Latin America	127,958	3.52	113,473	3.08	(14,485)	(0.44)
Gain on CLS Sale	—	—	2,283,820	—	2,283,820	—
Corporate	(247,169)	—	(72,390)	—	174,779	—
Cash-based compensation expense	(56,004)	—	(35,418)	—	20,586	—
Total	<u>\$ 788,948</u>	<u>1.45%</u>	<u>\$3,248,930</u>	<u>6.39%</u>	<u>\$2,459,982</u>	<u>4.94%</u>

	Combined Unaudited Pro Forma Combined 2021 Period Fiscal Year Ended January 1, 2022	Successor Fiscal Year 2022 Year Ended December 31, 2022
Net sales	100.00%	100.00%
Cost of sales	92.45	92.73
Gross profit	7.55	7.27
Operating expenses:		
Selling, general and administrative	5.89	5.36
Merger-related costs	0.21	—
Gain on CLS Sale	—	(4.49)
Income from operations	1.45	6.39
Total other (income) expense	0.57	0.85
Income before income taxes	0.87	5.54
Provision for income taxes	0.20	0.83
Net income	<u>0.67%</u>	<u>4.71%</u>

**Ingram Micro Holding Corporation has requested confidential treatment of this registration statement and associated correspondence pursuant to Rule 83 of the Securities and Exchange Commission.**

The 6.7% decrease in our consolidated net sales for Fiscal Year 2022 (Successor) compared to the Unaudited Pro Forma Combined 2021 Period, includes the negative impact of foreign currencies relative to the U.S. dollar of approximately 4%. The decrease was also largely driven by a decline in net sales in our EMEA region of \$2,012,878 or 11.8%, due to softer demand and product constraints on commercial and consumer goods, as well as a decrease in our Other services globally due to the CLS Sale. We also saw declines in North America of \$1,232,497 or 5.6%, as well as in Asia-Pacific of \$432,280 or 3.7%. These results were partially offset by growth in our Latin America region of \$46,573, or 1.3%. Commercial consumer goods net sales decreased by \$3,216,288, or 9%, across all regions, but most notably in EMEA, which decreased by \$1,819,207, or 16%, and North America, which decreased by \$761,127, or 6%. The decline reflects softer demand and product constraints in Fiscal Year 2022 (Successor) compared to the Unaudited Pro Forma Combined 2021 Period, which benefited from higher selling prices due to comparatively higher demand, particularly for work-from-home and learn-from-home technologies. Our Other services net sales decreased by \$2,168,445, or 65%, in Fiscal Year 2022 (Successor) compared to the Unaudited Pro Forma Combined 2021 Period as a result of the CLS Sale. The CLS Sale primarily impacted North America, which saw Other services net sales decline by 71%, and EMEA, which saw Other services net sales decline by 56%. These declines were partially offset by growth across all regions in our advanced solutions offerings net sales of \$1,715,314, or 11%, most notably in North America, which grew by 13%, and EMEA, which grew by 10%. Our cloud-based solutions grew by \$38,337, or 13%, globally.

The 5.6% decrease in our North American net sales for Fiscal Year 2022 (Successor) compared to the Unaudited Pro Forma Combined 2021 Period was primarily driven by a decline of 71% in our Other services net sales mainly as a result of the CLS Sale. Commercial and consumer goods net sales decreased by 6%, most notably due to declines in components, consumer electronics and notebooks in the United States. These declines were partially offset by growth of 13% in advanced solutions offerings in the region, driven by cyber security, storage and networking offerings in the United States. The region's cloud-based solutions also experienced growth of 60% in Fiscal Year 2022 (Successor) compared to the Unaudited Pro Forma Combined 2021 Period.

The 11.8% decrease in our EMEA net sales for Fiscal Year 2022 (Successor) compared to the Unaudited Pro Forma Combined 2021 Period includes the translation impact of foreign currencies relative to the U.S. dollar, which had a negative impact on the region's net sales growth of approximately 10%. The decline in the region was driven by a decrease of 16% in commercial and consumer goods due to the negative impact of supply constraints in Fiscal Year 2022 (Successor) compared to the Unaudited Pro Forma Combined 2021 Period, which saw higher levels of demand. Declines were most notable in notebooks in France and Spain, components in Germany and the Netherlands, as well as tablets in Germany. Other services net sales also decreased by 56% as a result of the CLS Sale. These declines were partially offset by a 10% increase in advanced solutions offerings, particularly networking offerings in Germany and the UK, server offerings in Belgium and the Netherlands, as well as storage offerings in Belgium and Sweden. On a constant currency basis, commercial and consumer goods net sales decreased by 6%, Other services net sales decreased by 51%, advanced solutions net sales increased by 21% and cloud-based solutions net sales increased by 19%.

The 3.7% decrease in our Asia-Pacific net sales for Fiscal Year 2022 (Successor) compared to the Unaudited Pro Forma Combined 2021 Period includes the translation impact of foreign currencies relative to the U.S. dollar, which had a negative impact on the region's net sales growth of approximately 5%. Overall, the decline in the region was driven by a decrease of 7% in commercial and consumer goods, most notably related to a decline in mobility distribution, components and tablets in China, as well as components in Australia. Additionally, Other services net sales decreased by 42% as a result of the CLS Sale. These declines were partially offset by growth in advanced solutions offerings of 6%, driven by server offerings in India, cyber security in India and Singapore, as well as specialty offerings of UCC and Telephony in India. On a constant currency basis, advanced solutions net sales increased by 11%, cloud-based solutions net sales increased by 21%, commercial and consumer goods net sales decreased by 1% and Other services net sales decreased by 39%.

The 1.3% increase in Latin American net sales for Fiscal Year 2022 (Successor) compared to the Unaudited Pro Forma Combined 2021 Period includes the translation impact of foreign currencies relative to the U.S. dollar,



**Ingram Micro Holding Corporation has requested confidential treatment of this registration statement and associated correspondence pursuant to Rule 83 of the Securities and Exchange Commission.**

which had a negative impact on the region's net sales growth of approximately 2%. Overall, the growth in the region was driven by an increase of 13% in advanced solutions offerings, specifically cyber security offerings in Brazil, as well as networking offerings in Brazil, Miami Export and Mexico. Additionally, cloud-based solutions net sales increased by 42%, largely due to growth in Brazil. This growth was partially offset by a decline in commercial and consumer goods of 1%, primarily attributed to notebooks in Chile and accessories in Miami Export. On a constant currency basis, advanced solutions net sales increased by 15%, cloud-based solutions net sales increased by 40%, commercial and consumer goods net sales increased by less than 1% and Other services net sales decreased by 53%.

Gross profit decreased by \$417,081, or 10.1%, in Fiscal Year 2022 (Successor) compared to the Unaudited Pro Forma Combined 2021 Period and gross margin decreased 28 basis points. The translation impact of foreign currencies relative to the U.S. dollar had a negative impact of 4% on gross profit growth and a negative impact of 2 basis points on gross margin. This decrease was primarily attributable to the decline in our share of net sales from our Other services in Fiscal Year 2022 (Successor) compared to the Unaudited Pro Forma Combined 2021 Period, which is due to the lower fee-for-service net sales resulting from the CLS Sale. Additionally, commercial and consumer goods experienced softer demand and product constraints during Fiscal Year 2022 (Successor) compared to the Unaudited Pro Forma Combined 2021 Period, which benefited from higher selling prices due to comparatively higher demand, particularly for work-from-home and learn-from-home technologies. The decrease was partially offset by the result of a negative inventory revaluation in our U.S. Reverse Logistics and Repair business in the Unaudited Pro Forma Combined 2021 Period, of \$77,933, which had a negative impact of 14 basis points to gross margin in the Unaudited Pro Forma Combined 2021 Period.

Total SG&A expenses, decreased \$478,507, or 14.9%, in Fiscal Year 2022 (Successor) compared to the Unaudited Pro Forma Combined 2021 Period. The translation impact of foreign currencies relative to the U.S. dollar had a positive impact of 4% on SG&A expenses. The decrease in SG&A expenses was driven by lower compensation and headcount expenses of 75 basis points, lower rental and occupancy costs of 15 basis points, lower depreciation costs of 11 basis points and lower shipping and supply costs of 9 basis points. Each of these factors were primarily the result of the CLS Sale and diligent management of discretionary expenses. These decreases were partially offset by a decrease of 56 basis points on lower cost absorption to margin, primarily as a result of the CLS Sale. Additionally, the Unaudited Pro Forma Combined 2021 Period included the benefit of a reversal of an accrual recorded in prior years related to an ICMS tax assessment in Brazil totaling \$13,642.

Income from operations margin in Fiscal Year 2022 (Successor) increased 4.94% compared to the Unaudited Pro Forma Combined 2021 Period due to the gain of \$2,283,820, or 4.49%, that was recorded as a result of the CLS Sale, as well as a reduction in SG&A expenses described above. Additionally, income from operations margin was negatively impacted in the Unaudited Pro Forma Combined 2021 Period by Imola Merger-related costs further discussed below, which had a negative impact of 21 basis points, as well as an inventory revaluation in our U.S. Reverse Logistics and Repair business, most of which was in gross margin, which had a negative impact of 15 basis points. The translation impact of foreign currencies relative to the U.S. dollar had a negative impact of 11 basis points on our consolidated income from operations margin.

Our North American income from operations margin increased 29 basis points in Fiscal Year 2022 (Successor) compared to the Unaudited Pro Forma Combined 2021 Period. This was primarily driven by an inventory revaluation charge in the Unaudited Pro Forma Combined 2021 Period of \$82,056, or 37 basis points, of North America net sales in our U.S. Reverse Logistics and Repair business, most of which was in gross margin that did not recur in 2022. Income from operations margin was negatively impacted by the decline in our share of revenue and margin from our Other services, as a result of the CLS Sale in Fiscal Year 2022 (Successor). Additionally, lower revenue and margin from commercial and consumer goods as a result of softer demand during Fiscal Year 2022 (Successor) translated into a decline in income from operations margin. The region was also impacted by certain corporate charges of \$11,337 related to the discontinuation of our Cloud operations in Russia, which had a negative impact of 5 basis points on North American income from operations margin in Fiscal Year 2022 (Successor). These factors were partially offset by lower SG&A expenses, including

**Ingram Micro Holding Corporation has requested confidential treatment of this registration statement and associated correspondence pursuant to Rule 83 of the Securities and Exchange Commission.**

a decrease in compensation and headcount expenses of 27 basis points, a decrease in rental and occupancy costs of 18 basis points, a decrease in depreciation expense of 17 basis points and a decrease in shipping and supply costs of 10 basis points, primarily as a result of the CLS Sale.

Our EMEA income from operations margin decreased 3 basis points in Fiscal Year 2022 (Successor), compared to the Unaudited Pro Forma Combined 2021 Period, driven primarily by the negative impact from the decline in our share of revenue and margin from our Other services, as a result of the CLS Sale in Fiscal Year 2022 (Successor). Additionally, lower revenue and margin from commercial and consumer goods as a result of softer demand during Fiscal Year 2022 (Successor) translated into a decline in income from operations margin. Additionally, the decrease was driven by a legal fine in our French operations of 14 basis points, as well as an increase in write-offs for excess and obsolete inventory of 10 basis points. These results were partially offset by lower operating expenses, including decreased compensation and headcount expenses of 201 basis points, decreased rental and occupancy costs of 22 basis points and a decreased shipping and supply costs of 14 basis points. These factors are primarily the result of the CLS Sale. The translation impact of foreign currencies relative to the U.S. dollar had a negative impact of 22 basis points on the region's income from operations margin.

Our Asia-Pacific income from operations margin increased 9 basis points in Fiscal Year 2022 (Successor) compared to the Unaudited Pro Forma Combined 2021 Period largely due to a shift in sales mix towards our higher-margin advanced solutions offerings. Additionally, the region diligently managed SG&A expenses, including a decrease in compensation and headcount expenses of 152 basis points, a decrease in bad debt expense of 24 basis points, a decrease in rental and occupancy costs of 3 basis points, a decrease in depreciation expense of 2 basis points, as well as a decrease in amortization expense of 2 basis points. These results were partially offset by lower net sales volumes, most notably in commercial and consumer goods, as a result of softer demand during Fiscal Year 2022 (Successor), as well as higher write-offs for excess and obsolete inventory of 9 basis points due to the build-up of inventory, particularly in China where significant COVID-related restrictions continued through much of 2022. The translation impact of foreign currencies relative to the U.S. dollar had a negative impact of 15 basis points on the region's income from operations margin.

Our Latin American income from operations margin decreased 44 basis points in Fiscal Year 2022 (Successor) compared to the Unaudited Pro Forma Combined 2021 Period primarily due to lower volume and margin as a result of softer demand, primarily for commercial and consumer goods. Income from operations margin was also negatively impacted by the CLS Sale in Fiscal Year 2022 (Successor), which resulted in lower revenue and margin from our Other services. Additionally, write-offs for excess and obsolete inventory increased by 26 basis points as a result of inventory build-up during Fiscal Year 2022 (Successor) in response to supply constraints. The region also saw an increase in rental and occupancy costs of 5 basis points, as well as outside consulting fees of 4 basis points. The translation impact of foreign currencies relative to the U.S. dollar had a negative impact of 24 basis points on the region's income from operations margin.

In Fiscal Year 2022 (Successor), Corporate consisted primarily of \$25,000 of advisory fees paid to Platinum Advisors, \$21,886 related to executive transition agreements, and \$16,033 related to investments in certain initiatives to accelerate our growth and profitability and optimize our operations following the Imola Mergers. In the Unaudited Pro Forma Combined 2021 Period, Corporate costs consisted primarily of merger-related costs of \$116,646, which included commitment fees, placement fees and other transaction costs for advisory and professional fees related to the Imola Mergers, \$75,000 of expense related to the true-up in value of the contingent consideration resulting from the Imola Mergers, \$15,822 of fees related to investments in certain initiatives to accelerate our growth and profitability and optimize our operations following the acquisition by Platinum and \$25,000 of advisory fees paid to Platinum Advisors. Corporate costs also included \$9,400 related to an executive transition agreement.

Cash-based compensation expense decreased by \$20,586 in Fiscal Year 2022 (Successor) compared to the Unaudited Pro Forma Combined 2021 Period due to fewer awards granted in Fiscal Year 2022 (Successor) compared to the Unaudited Pro Forma Combined 2021 Period.

**Ingram Micro Holding Corporation has requested confidential treatment of this registration statement and associated correspondence pursuant to Rule 83 of the Securities and Exchange Commission.**

Total other (income) expense consists primarily of interest income, interest expense, foreign currency exchange gains and losses and other non-operating gains and losses. We incurred total other (income) expense of \$434,389 in Fiscal Year 2022 (Successor) compared to \$312,702 in the Unaudited Pro Forma Combined 2021 Period. Interest expense was \$320,230 in Fiscal Year 2022 (Successor) compared to \$312,642 in the Unaudited Pro Forma Combined 2021 Period. Additionally, we incurred a foreign exchange loss of \$69,597 in Fiscal Year 2022 (Successor) compared to a loss of \$18,892 in the Unaudited Pro Forma Combined 2021 Period. Further, we recorded a loss of 5 basis points as a percentage of net sales related to valuation of an equity investment in Fiscal Year 2022 (Successor) compared to a gain of 5 basis points on the same equity investment in the Unaudited Pro Forma Combined 2021 Period.

We recorded an income tax provision of \$420,052, or an effective tax rate of 14.9%, in Fiscal Year 2022 (Successor) compared to \$110,136, or an effective tax rate of 23.1%, in the Unaudited Pro Forma Combined 2021 Period. Fiscal Year 2022 (Successor) included \$2,283,820 of income from the CLS Sale, which had an income tax provision of \$246,450, or an effective tax rate of 10.8 percentage points. The low effective tax rate on the CLS Sale was primarily due to the gain on sale of European subsidiaries being tax exempt due to the participation exemption in Europe. In addition, Fiscal Year 2022 (Successor) also included \$8,795 of withholding tax expense, or 0.3 percentage points of the effective rate, due to a dividend from our Canadian subsidiary. Our Fiscal Year 2022 (Successor) income that was not part of the CLS Sale was taxed at a higher rate resulting in an overall effective tax rate of 14.9 percentage points. The income tax provision for the Unaudited Pro Forma Combined 2021 Period included \$63,519 and \$9,120 of non-cash tax benefits, or 13.3 percentage points and 1.9 percentage points of the effective rate, related to the reversal of the full valuation allowance against Luxembourg and Belgium deferred tax assets, respectively; and \$14,115 of non-cash tax benefits, or 3.0 percentage points of the effective rate, related to establishment of net deferred tax assets for basis differences on held for sale subsidiaries. The tax benefits are partially offset by the impact of the Imola Mergers non-recurring expenses, including \$18,750, or 3.9 percentage points of the effective rate, related to non-deductible expense related to the contingent consideration provided in the Imola Mergers and \$8,428, or 1.8 percentage points of the effective rate, related to non-deductible transaction costs. In addition, there is an impact of \$19,564, or 4.1 percentage points of the effective tax rate, due to additional U.S. federal non-cash tax expenses on foreign earnings associated with non-recurring transactions. The tax provision for the Unaudited Pro Forma Combined 2021 Period also included other items that resulted in net tax expenses of \$11,134, or 2.3 percentage points of the effective tax rate.

**Ingram Micro Holding Corporation has requested confidential treatment of this registration statement and associated correspondence pursuant to Rule 83 of the Securities and Exchange Commission.**

**Non-GAAP Financial Measures**

We believe that, in addition to our results determined in accordance with GAAP, EBITDA and Adjusted EBITDA, Adjusted Income from Operations, Adjusted Income from Operations Margin, Adjusted Free Cash Flow and Adjusted Return on Invested Capital are useful in evaluating our business and the underlying trends that are affecting our performance. The non-GAAP measures noted above are primary indicators that our management uses internally to conduct and measure its business and evaluate the performance of its consolidated operations. Our management believes these non-GAAP financial measures are useful as they provide meaningful comparisons to prior periods and an alternate view of the impact of acquired businesses. These non-GAAP financial measures are used in addition to and in conjunction with results presented in accordance with GAAP. These non-GAAP financial measures reflect an additional way of viewing aspects of our operations that, when viewed with our GAAP results and the accompanying reconciliations to corresponding GAAP financial measures, provide a more complete understanding of factors and trends affecting our business. A material limitation associated with these non-GAAP measures as compared to the GAAP measures is that they may not be comparable to other companies with similarly titled items that present related measures differently. The non-GAAP measures should be considered as a supplement to, and not as a substitute for or superior to, the corresponding measures calculated in accordance with GAAP. See “Management’s Discussion and Analysis of Financial Condition and Results of Operations—Non-GAAP Financial Measures” and “Summary Historical and Unaudited Pro Forma Condensed Combined Financial and Other Data” for explanations of how we calculate these measures and for reconciliation to the most directly comparable financial measure stated in accordance with GAAP.

***EBITDA and Adjusted EBITDA***

We regularly monitor EBITDA and Adjusted EBITDA internally to conduct and measure our business and evaluate the performance of our consolidated operations. Management believes that in addition to our results determined in accordance with GAAP, EBITDA and Adjusted EBITDA are useful in evaluating our business and the underlying trends that are affecting our performance because they are key measures used by our management, Platinum and board of directors to evaluate our operating performance, generate future operating plans and make strategic decisions regarding the allocation of capital. In particular, the exclusion of certain expenses in calculating EBITDA and Adjusted EBITDA facilitate operating performance comparisons on a period-to-period basis and excludes items that we do not consider to be indicative of our core operating performance.

EBITDA is calculated as net income before net interest expense, income taxes, depreciation and amortization expenses. We define Adjusted EBITDA as EBITDA adjusted to give effect to (i) restructuring costs incurred primarily related to employee termination benefits in connection with actions to align our cost structure in certain markets, (ii) net realized and unrealized foreign currency exchange gains and losses, including net gains and losses on derivative instruments not receiving hedge accounting treatment, (iii) costs of integration, transition and operational improvement initiatives primarily related to professional, consulting, integration and implementation costs associated with the Imola Mergers, as well as consulting, retention and transition costs associated with our organizational effectiveness programs charged to SG&A expenses, (iv) annual advisory fee paid to Platinum Advisors, (v) cash-based compensation expense associated with our cash-based long-term incentive program for certain employees in lieu of equity-based compensation and (vi) certain other items as defined in our Credit Agreements.

EBITDA and Adjusted EBITDA are non-GAAP financial measures and are not intended to replace financial performance measures determined in accordance with GAAP, such as income from operations and net income. Rather, we present EBITDA and Adjusted EBITDA as supplemental measures of our performance. As non-GAAP financial measures, our computation of EBITDA and Adjusted EBITDA may vary from similarly termed non-GAAP financial measures used by other companies, making comparisons with other companies on the basis of these measures impracticable.

**Ingram Micro Holding Corporation has requested confidential treatment of this registration statement and associated correspondence pursuant to Rule 83 of the Securities and Exchange Commission.**

EBITDA and Adjusted EBITDA are used to facilitate a comparison of the ordinary, ongoing and customary course of our operations on a consistent basis from period to period and provides an additional understanding of factors and trends affecting our business. Such measures do not necessarily indicate whether cash flow will be sufficient or available to meet our cash requirements and may not be indicative of our historical operating results, nor are such measures meant to be predictive of our future results. EBITDA and Adjusted EBITDA have limitations as analytical tools, and you should not consider either measure in isolation or as a substitute for analysis of our results as reported under GAAP. Some of these limitations are:

- they do not reflect our cash expenditures or future requirements for capital expenditures or contractual commitments;
- they do not reflect changes in, or cash requirements for, our working capital needs;
- they do not reflect the significant interest expense, or the cash requirements necessary, to service interest or principal payments on our debts;
- although depreciation and amortization are non-cash charges, the assets being depreciated and amortized will often need to be replaced in the future and EBITDA and Adjusted EBITDA do not reflect any cash requirements that would be required for such replacements; and
- some of the exceptional items that we eliminate in calculating EBITDA and Adjusted EBITDA reflect cash payments that were made, or will in the future be made.

The following table reconciles net income to EBITDA and Adjusted EBITDA:

	Predecessor Predecessor 2021 Period Period from January 3, 2021 to July 2, 2021	Successor		
		Successor 2021 Period Period from July 3, 2021 to January 1, 2022	Fiscal Year 2022 Year Ended December 31, 2022	Fiscal Year 2023 Year Ended December 30, 2023
<b>(Amounts in thousands)</b>				
Net income	\$ 378,475	\$ 96,734	\$ 2,394,489	\$ 360,049
Interest income	(11,744)	(6,306)	(22,911)	(34,977)
Interest expense	44,281	183,208	320,230	380,191
Provision for income taxes	126,479	20,023	420,052	172,257
Depreciation and amortization	99,542	137,484	197,111	184,148
<b>EBITDA</b>	<b>\$ 637,033</b>	<b>\$ 431,143</b>	<b>\$ 3,308,971</b>	<b>\$ 1,061,668</b>
Restructuring costs	202	831	10,138	18,797
Net foreign currency exchange loss	1,419	17,473	69,597	42,070
Integration, transition and operational improvement costs (1)	(7,817)	242,400	(2,163,975)	127,261
Advisory fee	—	12,500	25,000	25,000
Cash-based compensation expense	27,428	28,576	35,418	31,041
Other	(10,495)	13,355	64,250	57,060
<b>Adjusted EBITDA</b>	<b>\$ 647,770</b>	<b>\$ 746,278</b>	<b>\$ 1,349,399</b>	<b>\$ 1,362,897</b>

(1) Includes the gain on CLS Sale.

**Ingram Micro Holding Corporation has requested confidential treatment of this registration statement and associated correspondence pursuant to Rule 83 of the Securities and Exchange Commission.**

***Adjusted Income from Operations and Adjusted Income from Operations Margin***

We regularly monitor Adjusted Income from Operations internally to conduct and measure our business and evaluate the performance of our consolidated operations. We define Adjusted Income from Operations for a particular period as income from operations plus (i) amortization of intangibles, (ii) restructuring costs, (iii) integration and transition costs and (iv) advisory fee paid to Platinum Advisors under the Advisory Agreement. Adjusted Income from Operations Margin is calculated as Adjusted Income from Operations, as defined above, divided by net sales. Adjusted Income from Operations and Adjusted Income from Operations Margin have limitations as analytical tools, and you should not consider either measure in isolation or as a substitute for analysis of our results as reported under GAAP. Adjusted Income from Operations is a key measure used by our management and board of directors to understand and evaluate our operating performance and trends by removing the impact of non-operational factors.

	<u>Predecessor</u>	<u>Successor</u>		
	<u>Predecessor 2021 Period Period from January 3, 2021 to July 2, 2021</u>	<u>Successor 2021 Period Period from July 3, 2021 to January 1, 2022</u>	<u>Fiscal Year 2022 Year Ended December 31, 2022</u>	<u>Fiscal Year 2023 Year Ended December 30, 2023</u>
<b>(Amounts in thousands)</b>				
Income from operations	\$ 525,500	\$ 323,760	\$ 3,248,930	\$ 954,152
Amortization of intangibles	31,799	50,462	91,039	87,003
Restructuring costs	202	831	10,138	18,797
Integration and transition costs (1)	(7,817)	226,353	(2,212,975)	28,414
Advisory fee	—	12,500	25,000	25,000
<b>Adjusted Income from Operations</b>	<b>\$ 549,684</b>	<b>\$ 613,906</b>	<b>\$ 1,162,132</b>	<b>\$ 1,113,366</b>
Net sales	26,406,869	28,048,703	50,824,490	48,053,046
Income from operations margin	1.99%	1.15%	6.39%	1.99%
<b>Adjusted Income from Operations Margin</b>	<b>2.08%</b>	<b>2.19%</b>	<b>2.29%</b>	<b>2.32%</b>

(1) Includes the gain on CLS Sale.

**Ingram Micro Holding Corporation has requested confidential treatment of this registration statement and associated correspondence pursuant to Rule 83 of the Securities and Exchange Commission.**

**Return on Invested Capital**

To provide investors with additional information regarding our financial results, we have disclosed in the table below and elsewhere in this prospectus Return on Invested Capital.

	Predecessor	Successor		
	Predecessor 2021 Period Period from January 3, 2021 through July 2, 2021	Successor 2021 Period Period from July 3, 2021 through January 1, 2022	Fiscal Year 2022 Year Ended December 31, 2022	Fiscal Year 2023 Year Ended December 30, 2023
<b>(Amounts in thousands)</b>				
Net income	\$ 378,475	\$ 96,734	\$ 2,394,489	\$ 360,049
Provision for income taxes	126,479	20,023	420,052	172,257
Total other (income) expense	20,546	207,003	434,389	421,846
Income from operations	525,500	323,760	3,248,930	954,152
Income taxes on income from operations (1)	(130,781)	(40,798)	(508,949)	(258,423)
<b>Income from operations after taxes</b>	<b>394,719</b>	<b>282,962</b>	<b>2,739,981</b>	<b>695,729</b>
Stockholders' equity	5,161,145	2,693,429	3,058,068	3,513,626
Long-term debt	7,687	4,640,888	4,174,027	3,657,889
Short-term debt and current maturities of long-term debt	149,234	179,332	200,327	262,070
Cash and cash equivalents (2)	(1,553,079)	(1,251,608)	(1,320,137)	(948,490)
<b>Invested capital</b>	<b>3,764,987</b>	<b>6,262,041</b>	<b>6,112,285</b>	<b>6,485,095</b>
<b>Return on invested capital (3)(4)</b>	<b>21.0%</b>	<b>9.0%</b>	<b>44.8%</b>	<b>10.7%</b>
Period in weeks for non-52 week periods	26	26	52	52
Number of weeks	52	52	52	52

- (1) Income taxes on income from operations was calculated by excluding the current and deferred income taxes associated with total other (income) expenses from the provision for income taxes for the respective periods.
- (2) Cash and cash equivalents for the Successor 2021 Period includes \$23,729 of cash held for sale.
- (3) Return on Invested Capital is defined as income from operations, after taxes, divided by the invested capital for the period. Income from operations, after taxes, for a particular period is defined as (i) net income plus (ii) the GAAP provision for income taxes plus (iii) other income/expense less (iv) the GAAP provision for income taxes on the sum of (i), (ii) and (iii). Invested capital is equal to stockholders' equity plus long-term debt plus short-term debt and the current maturities of long-term debt less cash and cash equivalents at the end of each period.
- (4) Calculation for Fiscal Year 2022 (Successor) includes a gain of \$2,283,820 as a result of the CLS Sale.

**Adjusted Return on Invested Capital**

We regularly monitor Adjusted Return on Invested Capital internally to conduct and measure our business and evaluate the performance of our consolidated operations. Adjusted Return on Invested Capital is defined as Adjusted Net Income divided by the invested capital for the period. Adjusted Net Income for a particular period is defined as net income plus (i) other income/expense, (ii) amortization of intangibles, (iii) restructuring costs, (iv) integration and transition costs, (v) the advisory fee paid to Platinum Advisors under the Advisory Agreement plus (vi) the GAAP tax provisions for and/or valuation allowances on items (i), (ii), (iii), (iv) and (v) plus (vii) the GAAP tax provisions for and/or valuation allowances on large non-recurring or discrete items. Invested capital is equity plus debt less cash and cash equivalents at the end of each period. Adjusted Return on Invested Capital provides a measure of the efficiency with which the Company invests its capital in the business. Adjusted Return on Invested Capital incorporates elements of both profit generation and the capital invested in the business and provides a meaningful gauge of the level of overall value generation when compared to the weighted average cost of capital. This methodology provides a clearer picture to investors of the ongoing business irrespective of temporary volatility that may result from non-recurring business activities including tax impacts thereon. Adjusted Return on Invested Capital has limitations as an analytical tool, and you should not consider it in isolation or as a substitute for analysis of our results as reported under GAAP.

**Ingram Micro Holding Corporation has requested confidential treatment of this registration statement and associated correspondence pursuant to Rule 83 of the Securities and Exchange Commission.**

	<u>Predecessor</u>	<u>Successor</u>		
	<u>Predecessor</u> <u>2021 Period</u> <u>Period from</u> <u>January 3,</u> <u>2021 to</u> <u>July 2, 2021</u>	<u>Successor</u> <u>2021 Period</u> <u>Period from</u> <u>July 3, 2021</u> <u>to January 1,</u> <u>2022</u>	<u>Fiscal Year</u> <u>2022</u> <u>Year Ended</u> <u>December</u> <u>31,</u> <u>2022</u>	<u>Fiscal Year</u> <u>2023</u> <u>Year Ended</u> <u>December</u> <u>30, 2023</u>
(Amounts in thousands)				
Net income	\$ 378,475	\$ 96,734	\$ 2,394,489	\$ 360,049
Pre-tax adjustments:				
Other (income) expense	20,546	207,003	434,389	421,846
Amortization of intangibles	31,799	50,462	91,039	87,003
Restructuring costs	202	831	10,138	18,797
Integration and transition costs	(7,817)	226,353	70,845	28,414
Advisory fee	—	12,500	25,000	25,000
Gain on CLS Sale	—	—	(2,283,820)	—
Tax adjustments:				
Tax impact of pre-tax adjustments excluding gain on CLS Sale (a)	(10,123)	(63,373)	(125,486)	(124,510)
Tax impact of Luxembourg valuation allowance reversal (b)	—	(63,519)	—	—
Tax impact of gain on CLS Sale (c)	—	(11,115)	246,450	—
Other discrete items (d)	(6,316)	(1,585)	(3,067)	(3,841)
Adjusted Net Income	\$ 406,766	\$ 454,291	\$ 859,977	\$ 812,758
Stockholders' equity	5,161,145	2,693,429	3,058,068	3,513,626
Long-term debt	7,687	4,640,888	4,174,027	3,657,889
Short-term debt and current maturities of long-term debt	149,234	179,332	200,327	262,070
Cash and cash equivalents (e)	(1,553,079)	(1,251,608)	(1,320,137)	(948,490)
Invested capital	3,764,987	6,262,041	6,112,285	6,485,095
Number of Days	181	183	364	364
<b>Adjusted Return on Invested Capital</b>	<b>21.7%</b>	<b>14.4%</b>	<b>14.1%</b>	<b>12.5%</b>

- (a) Tax impact of pre-tax adjustments (excluding tax on the gain on CLS Sale, which is presented separately in item (c) below) reflects the current and deferred income taxes associated with the above pre-tax adjustments in arriving at Adjusted Net Income.
- (b) In the Successor 2021 Period, we concluded that NOL's related to our Luxembourg treasury operations, would be more likely than not realizable, which resulted in a valuation allowance release that generated a non-cash income tax benefit of \$63,519. We excluded the material change in our valuation allowance to provide a more meaningful evaluation of current operating income.
- (c) In the Successor 2021 Period, we excluded certain tax adjustments included within our provision for income taxes under GAAP for temporary and permanent differences in stock basis and pre-transaction intercompany sales related to the CLS Sale to provide a more meaningful evaluation of our operating performance. In Fiscal Year 2022 (Successor), we recorded \$246,450 tax expense related to the gain on CLS Sale.
- (d) Other discrete items represent non-recurring adjustments resulting from valuation allowance adjustments of (\$11,478), \$4,257 and (\$2,608) in the Predecessor 2021 Period, Fiscal Year 2022 (Successor) and Fiscal Year 2023 (Successor); adjustments of uncertain tax liabilities of \$1,484, (\$2,759) and (\$5,710) in the Predecessor 2021 Period, Successor 2021 Period and Fiscal Year 2022 (Successor); and other minor non-recurring items.
- (e) Cash and cash equivalents for the Successor 2021 Period includes \$23,729 of cash held for sale.

**Adjusted Free Cash Flow**

We regularly monitor Adjusted Free Cash Flow internally to conduct and measure our business and evaluate the performance of our consolidated operations and the generation of cash to fund financing and investing needs



**Ingram Micro Holding Corporation has requested confidential treatment of this registration statement and associated correspondence pursuant to Rule 83 of the Securities and Exchange Commission.**

outside of capital expenditures. Adjusted Free Cash Flow means net income adjusted to give effect to (i) depreciation and amortization, (ii) other non-cash items and changes to non-working capital assets/liabilities, (iii) changes in working capital, (iv) proceeds from the deferred purchase price of factored receivables and (v) capital expenditures. Adjusted Free Cash Flow has limitations as an analytical tool, and you should not consider it in isolation or as a substitute for analysis of our results as reported under GAAP.

The following table reconciles net income to Adjusted Free Cash Flow:

	Predecessor Predecessor 2021 Period Period from January 3, 2021 to July 2, 2021	Annual Periods		
		Successor		
		Successor 2021 Period	Fiscal Year 2022	Fiscal Year 2023
		Period from July 3, 2021 to January 1, 2022	Year Ended December 31, 2022	Year Ended December 30, 2023
(Amounts in thousands)				
Net income	\$ 378,475	\$ 96,734	\$ 2,394,489	\$ 360,049
Depreciation and amortization	99,542	137,484	197,111	184,148
Other non-cash items and changes to non-working capital assets/liabilities	(286,637)	182,343	(2,512,074)	(173,183)
Changes in working capital	(805,444)	(184,798)	(440,635)	(312,310)
Cash (used in) provided by operating activities	(614,064)	231,763	(361,109)	58,704
Capital expenditures	(63,160)	(86,584)	(135,785)	(201,535)
Proceeds from deferred purchase price of factored receivables	50,429	60,304	145,003	162,622
<b>Adjusted Free Cash Flow</b>	<b>\$ (626,795)</b>	<b>\$ 205,483</b>	<b>\$ (351,891)</b>	<b>\$ 19,791</b>

**Liquidity and Capital Resources**

**Cash Flows**

Our cash and cash equivalents totaled \$1,227,879, \$1,320,137 and \$948,490 at January 1, 2022, December 31, 2022 and December 30, 2023, respectively. We finance our working capital needs and investments in the business largely through net income before noncash items, available cash, trade and supplier credit and various financing facilities. As a distributor, our business requires significant investment in working capital, particularly trade accounts receivable and inventory, which is partially financed by vendor trade accounts payable. As a general rule, when sales volumes are increasing, our net investment in working capital dollars typically increases, which generally results in decreased cash flow generated from operating activities. Conversely, when sales volume decreases, our net investment in working capital decreases, which generally results in increases in cash flows generated from operating activities. Working capital dollars are calculated at any point in time by adding the trade accounts receivable and inventory less the trade accounts payable balance at that point in time. Our working capital dollars were \$4,288,280 at January 1, 2022 (which includes applicable assets and liabilities held for sale), \$4,294,200 at December 31, 2022 and \$4,426,332 at December 30, 2023.

	Predecessor Period from January 3, 2021 through July 2, 2021	Successor		
		Period from July 3, 2021 through January 1, 2022	Fiscal Year Ended 2022	Fiscal Year Ended 2023
<b>Cash (used in) provided by:</b>				
Operating activities	\$ (614,064)	\$ 231,763	\$ (361,109)	\$ 58,704
Investing activities	\$ (30,723)	\$ (7,722,239)	\$ 3,028,768	\$ (17,714)
Financing activities	\$ 798,388	\$ 7,257,854	\$ (2,465,313)	\$ (477,820)

**Ingram Micro Holding Corporation has requested confidential treatment of this registration statement and associated correspondence pursuant to Rule 83 of the Securities and Exchange Commission.**

Operating activities used net cash of \$614,064 during the Predecessor 2021 Period, provided net cash of \$231,763 during the Successor 2021 Period, used net cash of \$361,109 during Fiscal Year 2022 (Successor) and provided net cash of \$58,704 during Fiscal Year 2023 (Successor). The net cash used from operations in the Predecessor 2021 Period primarily reflects the unfavorable impact of changes in working capital as we invested in working capital during that period to meet escalating demand levels, and lower net income, due to the fact that the Predecessor 2021 Period does not represent a full year of activity.

The lower net cash provided from operations in the Successor 2021 Period primarily reflects the impact of changes in working capital as we continued to invest to support business growth, offset by the net income generated in the period despite the negative impact of merger-related costs incurred during the period. The net cash used in operations in Fiscal Year 2022 (Successor) compared to the Predecessor 2021 Period primarily reflects the more favorable changes in working capital, driven primarily by higher investments in working capital in the Predecessor 2021 Period as well as favorable extension of payments to vendors in Fiscal Year 2022 (Successor). The net cash used in operations in Fiscal Year 2022 (Successor) compared to net cash provided by the Successor 2021 Period primarily reflects unfavorable changes in working capital driven by higher accounts payable in the Successor 2021 Period due to favorable extension of payments, partially offset by higher accounts receivable and higher inventory levels in the Successor 2021 Period due to higher sales volume in the earlier period and higher inventory levels due to supply constraints experienced through much of 2022. In Fiscal Year 2022 (Successor), we invested net cash of \$440,636 in working capital, which was likewise supporting areas of growth in the business, most notably in networking, servers and storage globally and our North America business as a whole, where several significant new customer wins required investment in working capital to support the first few quarters of ramp up. The net cash provided by operations in Fiscal Year 2023 (Successor) compared to net cash used in operating activities in Fiscal Year 2022 (Successor) was primarily driven by lower investment in working capital, particularly inventory as supply constraints that drove higher inventory investment through much of Fiscal Year 2022 (Successor) largely normalized over the course of the most recent year. This factor was partially offset by reductions in accounts payable as our vendors reduced temporary payment extensions related to the same normalization of supply constraints.

Investing activities used net cash of \$30,723, \$7,722,239, provided net cash of \$3,028,768 and used net cash of \$17,714 during the Predecessor 2021 Period, the Successor 2021 Period, Fiscal Year 2022 (Successor) and Fiscal Year 2023 (Successor), respectively. The cash used in investing activities during the Predecessor 2021 Period was primarily driven by our capital expenditures of \$63,160 and acquisitions of \$14,625. This use of cash was partially offset by proceeds from deferred purchase price of factored receivables of \$50,429. The cash used in investing activities during the Successor 2021 Period was primarily driven by cash consideration used in the Imola Mergers to acquire the shareholder capital of Ingram Micro of \$8,044,012 and capital expenditures of \$86,584, partially offset by cash received in the Imola Mergers of \$351,632 and proceeds from deferred purchase price of factored receivables of \$60,304. The net cash provided by investing activities during Fiscal Year 2022 (Successor) was driven by proceeds from the CLS Sale, net of cash sold of \$2,977,825 and proceeds from deferred purchase price of factored receivables of \$145,003, partially offset by capital expenditures of \$135,785. The net cash used during Fiscal Year 2023 (Successor) was driven by capital expenditures of \$201,535, partially offset by proceeds from deferred purchase price of factored receivables of \$162,622 and proceeds from the CLS sale of \$23,977.

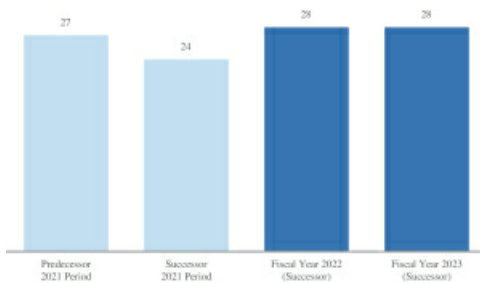
Financing activities provided net cash of \$798,388 and \$7,257,854 during the Predecessor 2021 Period and the Successor 2021 Period, respectively, and used net cash of \$2,465,313 and \$477,820 during Fiscal Year 2022 (Successor) and Fiscal Year 2023 (Successor), respectively. The net cash provided during the Predecessor 2021 Period is primarily driven by net proceeds of our revolving and other credit facilities of \$1,016,844 and gross proceeds from other debt of \$24,097, partially offset by dividend payments to our previous shareholders of \$215,182 and gross repayments of other debt of \$10,748. The net cash provided during the Successor 2021 Period primarily reflects net proceeds from debt issued in the Imola Mergers of \$5,550,086, the capital contribution by Platinum of \$2,638,000, gross proceeds from other debt of \$45,987, and issuance of Class B shares of \$20,000, and partially offset net repayments of our revolving and other credit facilities of \$961,568 and gross repayments of other debt of \$20,166. The net cash used in financing activities in Fiscal Year 2022

**Ingram Micro Holding Corporation has requested confidential treatment of this registration statement and associated correspondence pursuant to Rule 83 of the Securities and Exchange Commission.**

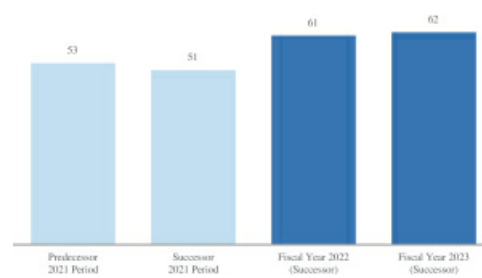
(Successor) primarily reflects dividends paid to shareholders of \$1,753,697, following the CLS Sale, the repayment of our ABL Term Loan of \$496,250, the payment of contingent consideration related to the Imola Mergers of \$250,000, and gross repayments of other debt of \$94,300, partially offset by net proceeds from our revolving and other credit facilities of \$89,285 and gross proceeds from other debt of \$50,116. The net cash used during Fiscal Year 2023 (Successor) was primarily driven by repayments on our term loan totaling \$560,000 and gross repayments of other debt of \$92,417, partially offset by gross proceeds of other debt of \$72,351 and net proceeds from revolving and other credit facilities of \$131,587. For a further discussion of our dividend and of our debt, please see Note 16, “Stockholders’ Equity” and Note 7, “Debt,” respectively, to our audited consolidated financial statements.

Set forth below are the components of our working capital cycle, in days, as of July 2, 2021 (Predecessor), January 1, 2022 (Successor), December 31, 2022 (Successor) and December 30, 2023 (Successor). Working capital days are calculated by adding the days sales outstanding (“DSO”) and days inventory outstanding (“DIO”), less days payable outstanding (“DPO”). DSO is calculated by dividing the average of the beginning trade accounts receivable and the ending trade accounts receivable for the quarter by average net sales per day recognized during the quarter. DIO is calculated by dividing the average of the beginning inventory and ending inventory for the quarter by average cost of sales per day recognized during the quarter. DPO is calculated by dividing the average of the beginning trade accounts payable and the ending trade accounts payable for the quarter by average cost of sales per day recognized during the quarter. Working capital dollars are calculated at any point in time by adding the trade accounts receivable and inventory less the trade accounts payable balance at that point in time.

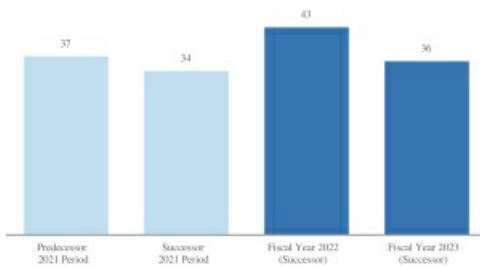
**Working Capital Days**



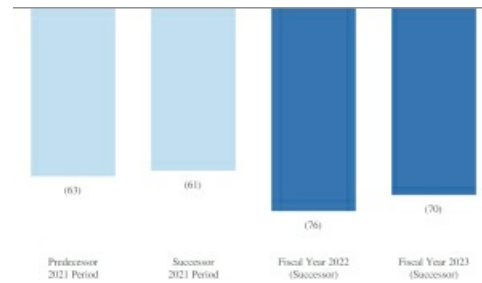
**DSO**



**DIO**



**DPO**



***Capital Resources***

We have a range of financing facilities which are diversified by type, maturity and geographic region with various financial institutions worldwide with a total capacity of approximately \$8,571,950, of which \$3,904,620 was outstanding at December 30, 2023. These facilities have staggered maturities through 2029. Our cash and cash equivalents totaled \$1,227,879, \$1,320,137 and \$948,490 at January 1, 2022, December 31, 2022 and

**Ingram Micro Holding Corporation has requested confidential treatment of this registration statement and associated correspondence pursuant to Rule 83 of the Securities and Exchange Commission.**

December 30, 2023, respectively, of which \$668,456, \$795,198 and \$874,890, respectively, resided in operations outside of the United States. Cash and cash equivalents located in China were approximately 10% and 20% of our total cash and cash equivalents at December 31, 2022 and December 30, 2023, respectively, along with lesser amounts in Luxembourg, India, Mexico, Brazil, Australia, Turkey, Canada and Malaysia. Cash held by foreign subsidiaries, including China, can generally be used to finance local operations and cannot, under the current legal and regulatory environment, be transferred to finance other foreign subsidiaries' operations. Additionally, our ability to repatriate these funds to the United States in an economical manner may be limited. Our cash balances are deposited and/or invested with various financial institutions globally that we endeavor to monitor regularly for credit quality. However, we are exposed to risk of loss on funds deposited with the various financial institutions and money market mutual funds and we may experience significant disruptions in our liquidity needs if one or more of these financial institutions were to suffer bankruptcy or similar restructuring. As of January 1, 2022, December 31, 2022 and December 30, 2023, we had book overdrafts of \$435,451, \$443,687 and \$409,420, respectively, representing checks issued on disbursement bank accounts but not yet paid by such banks. These amounts are classified as accounts payable in our consolidated balance sheets and are typically paid by the banks in a relatively short period of time.

We believe that our existing sources of liquidity provide sufficient resources to meet our capital requirements, including the potential need to post cash collateral for identified contingencies (see Note 10, "Commitments and Contingencies," to our audited consolidated financial statements for further discussion of identified contingencies), for at least the next twelve months. We currently anticipate that the cash used for debt repayments will primarily come from our current domestic cash, cash generated from on-going U.S. operating activities and from borrowings. Nevertheless, depending on capital and credit market conditions, we may from time to time seek to increase or decrease our available capital resources through changes in our debt or other financing facilities. Finally, since the capital and credit markets can be volatile, we may be limited in our ability to replace maturing credit facilities and other indebtedness in a timely manner on terms acceptable to us, or at all, or to access committed capacities due to the inability of our finance partners to meet their commitments to us.

Our current portfolio of utilized committed debt is almost evenly distributed between fixed and floating interest rate facilities. Our ABL Revolving Credit Facility, Term Loan Credit Facility and a revolving trade accounts receivable-backed financing program in Europe repriced periodically, and we plan to service any increase in interest expense with cash provided by operations. The Term Loan Credit Facility, the ABL Revolving Credit Facility and the financing program in Europe are the only committed variable rate facilities with outstanding borrowings at December 30, 2023. We do not have any expectation at this time to draw down on any of our other sources of liquidity, outside of normal operations. We continue to monitor our cash flows and manage our operations with the purpose of optimizing our leverage and value. To mitigate our exposure to interest rate risk, during the first quarter of 2023, we entered into certain agreements to establish a 5.5% upper limit on the LIBOR interest rate applicable to a substantial portion of our borrowings under the Term Loan Credit Facility further discussed below. Due to the cessation of the LIBOR interest rate on June 30, 2023, we amended the interest rate cap agreements during the second quarter of 2023 to establish a 5.317% upper limit on the SOFR interest rate in order to align with the conversion to a SOFR-based rate for the underlying Term Loan Credit Facility as further discussed herein. During the second quarter of 2023, the Term Loan Credit Facility and the ABL Revolving Credit Facility were amended pursuant to their transition provisions to replace LIBOR-based benchmark rates with SOFR-based benchmark rates. During the third quarter of 2023, the interest rate cap agreements transitioned from LIBOR to SOFR as the interest reference rate. For additional information on our financing program in Europe, please see "Management's Discussion and Analysis of Financial Condition and Results of Operations—Liquidity and Capital Resources—Predecessor Debt" below.

The following is a detailed discussion of our various financing facilities. For additional information, see also, "Description of Material Indebtedness."

***Predecessor Debt***

In December 2014, we issued through a public offering \$500,000 of 4.95% senior unsecured notes due 2024 ("2024 Notes"), resulting in cash proceeds of \$494,995, net of discount and issuance costs of \$1,755 and \$3,250,

**Ingram Micro Holding Corporation has requested confidential treatment of this registration statement and associated correspondence pursuant to Rule 83 of the Securities and Exchange Commission.**

respectively. Interest on the notes was payable semiannually on June 15 and December 15. In December 2016, pursuant to the coupon step-up provisions, the interest rate increased 0.50% to 5.45%.

In August 2012, we issued through a public offering \$300,000 of 5.00% senior unsecured notes due 2022 (“2022 Notes”), resulting in cash proceeds of approximately \$296,256, net of discount and issuance costs of \$1,794 and \$1,950, respectively. Interest on the notes was payable semiannually in arrears on February 10 and August 10.

In connection with the Imola Mergers, on July 2, 2021, we provided irrevocable notice to early redeem our 2024 Notes and our 2022 Notes. As the notes were deemed to be legally extinguished, we were required to pay a breakage fee of \$94,851 which was included as part of the purchase price consideration, and wrote off deferred financing costs and unamortized discount of \$2,641 to interest expense for the Predecessor 2021 Period.

On July 2, 2021, also in connection with the Imola Mergers, we terminated the following revolving trade accounts receivable-backed financing program in North America and Asia-Pacific:

- i) A North-America program which provided for up to \$1,100,000 in borrowing capacity, originally maturing in September 2022. The interest rate of this program was dependent on designated commercial paper rates (or, in certain circumstances, an alternate rate) plus a predetermined margin.
- ii) An Asia-Pacific program which provided for a maximum borrowing capacity of up to 225,000 Australian dollars, originally maturing in June 2022.

We have a revolving trade accounts receivable-backed financing program in Europe which provided for a borrowing capacity of up to €300,000 and £120,000, originally maturing in September 2023. In the fourth quarter of 2022, the facility was further modified providing for a borrowing capacity of up to €375,000, or approximately \$414,900 at December 30, 2023 exchange rates. This program, which matures in October 2026, requires certain commitment fees, and borrowings under this program incurred financing costs based on the local short-term bank indicator rate for the currency in which the drawing is made plus a predetermined margin. At December 31, 2022 and December 30, 2023, we had borrowings of \$327,056 and \$331,920, respectively, under this financing program in Europe. The weighted average interest rate on the outstanding borrowings under this facility, as amended, was 1.3% and 4.4% per annum at December 31, 2022 and December 30, 2023, respectively.

We had a \$1,350,000 revolving unsecured credit facility from a syndicate of multinational banks, originally maturing in October 2023, that was terminated as part of the Imola Mergers. The interest rate on this facility was based on LIBOR, plus a predetermined margin that was based on our debt ratings and leverage ratio.

As a result of terminating our revolving trade accounts receivable-based financing programs in North America and Asia-Pacific, and our \$1,350,000 revolving unsecured credit facility, we wrote off, in total, \$3,122 of unamortized deferred financing costs in the Predecessor 2021 Period.

On October 13, 2020, we secured a \$200,000 uncommitted line of credit with a term of five years. Applicable interest rates are determined at the time of borrowing using the bank’s money market rate. In the second quarter of 2022, we expanded the capacity of this facility to \$300,000. As of December 31, 2022 and December 30, 2023, there were no borrowings outstanding.

***Successor Debt***

As a result of the Imola Mergers, we entered into the following financing transactions.

On April 22, 2021, in anticipation of the acquisition of Ingram Micro by Platinum, Escrow Issuer, offered \$2,000,000 Senior Secured Notes due May 2029. Prior to the acquisition, the 2029 Notes were the sole obligation of the Escrow Issuer. Upon consummation of the acquisition on July 2, 2021, the proceeds from the notes were used, in part, to finance the acquisition and repay existing indebtedness. The notes bear interest at a rate of 4.75% per annum, which is payable semi-annually on May 15 and November 15 of each year, beginning on November 15, 2021. On July 2, 2021, we recognized \$1,945,205, net of debt issuance costs of \$54,795.

**Ingram Micro Holding Corporation has requested confidential treatment of this registration statement and associated correspondence pursuant to Rule 83 of the Securities and Exchange Commission.**

On July 2, 2021, we entered into the Term Loan Credit Facility for \$2,000,000, the proceeds of which were also used to, among other things, finance a portion of the Imola Mergers and repay certain of our existing indebtedness. We recognized \$1,920,761 net of debt issuance costs and discount of \$59,239 and \$20,000, respectively, related to this facility. The Term Loan Credit Facility will mature on July 2, 2028 and amortizes in equal quarterly installments aggregating to 1.00% per annum. On September 27, 2023, we refinanced our Term Loan Credit Facility, reducing the interest rate spread over SOFR by 50 basis points. Borrowings under the Term Loan Credit Facility bear interest at a rate per annum equal to, at our option, either (1) the base rate (which is the highest of (a) the then-current federal funds rate set by the Federal Reserve Bank of New York, plus 0.50%, (b) the prime rate on such day and (c) the one-month SOFR rate published on such date plus 1.11%) plus a margin of 2.0% or (2) SOFR (subject to a 0.50% floor) plus the applicable margin, which may range from 3.11% to 3.42%, based on interest period. In June 2023, we paid down \$500,000 of the principal balance of our Term Loan Credit Facility over and above normal quarterly installments, which, as a result of this prepayment, are no longer mandatory. We also amended the aforementioned interest rate cap agreements to reflect the updated notional amount of the Term Loan Credit Facility, with the 5.317% upper limit on the SOFR interest rate remaining unchanged under the amended interest rate cap agreements. In connection with the refinancing, we paid down an incremental \$50,000 of the principal balance of our Term Loan Credit Facility and recognized a loss of \$4,872 related to the recognition of certain unamortized debt issuance costs. Following such repayments, as of December 30, 2023, \$1,362,487 remained outstanding under the Term Loan Credit Facility.

On July 2, 2021, we entered into new ABL Credit Facilities providing for senior secured asset-based, multi-currency revolving loans and letter of credit availability in an aggregate amount of up to \$3,500,000 (the “ABL Revolving Credit Facility”), subject to borrowing base capacity and a senior secured asset-based term loan facility of \$500,000 (the “ABL Term Loan Facility” and, together with the ABL Revolving Credit Facility, the “ABL Credit Facilities”), both of which have contractual maturity dates in July 2026. The ABL Term Loan Facility amortizes in equal quarterly installments aggregating to 1.00% per annum. We may borrow under the ABL Revolving Credit Facility only up to our available borrowing base capacity. Borrowings under the ABL Revolving Credit Facility bear interest at a rate per annum equal to, at our option, either (1) the base rate plus a margin ranging (based on the availability under the ABL Revolving Credit Facility) from 0.25% to 0.75% or (2) SOFR (subject to a 0% floor) plus a margin ranging (based on the availability under the ABL Revolving Credit Facility) from 1.25% to 1.75%. Borrowings under the ABL Term Loan Facility bear interest at a rate per annum equal to, at our option, either (1) the base rate plus a margin of 2.50% or (2) SOFR (subject to a 0% floor) plus a margin of 3.50%. We capitalized \$84,350 of debt issuance costs on July 2, 2021. As of December 31, 2022 and December 30, 2023, we had borrowings of \$0 and \$30,000, respectively, under our ABL Revolving Credit Facility and as of January 1, 2022 there were \$486,146 of borrowings outstanding under our ABL Term Loan Facility. On April 4, 2022, we repaid in full the outstanding borrowings on our ABL Term Loan Facility of \$496,250, including \$10,724 of unamortized debt issuance costs which was recognized to interest expense in Fiscal Year 2022 (Successor), and following such prepayment, there were no borrowings outstanding under our ABL Term Loan Facility.

At December 31, 2022 and December 30, 2023, our actual aggregate capacity under our ABL Revolving Credit Facility and other receivable-backed programs was approximately \$3,901,663 and \$3,914,900, respectively, of which \$327,056 was used as of December 31, 2022 and \$361,920 was used as of December 30, 2023. Even if we do not borrow or choose not to borrow to the full available capacity of certain programs, most of our trade accounts receivable-backed financing programs are subject to certain restrictions outlined in our ABL Credit Facilities. These restrictions generally prohibit us from assigning or transferring the underlying eligible receivables as collateral for other financing programs, unless the underlying eligible receivables are sold in conjunction with a dedicated, non-recourse facility.

We also have additional lines of credit, short-term overdraft facilities and other credit facilities with various financial institutions worldwide, which provide for borrowing capacity aggregating \$1,137,425 at December 31, 2022 and \$1,331,813 at December 30, 2023. Most of these arrangements are on an uncommitted basis and are reviewed periodically for renewal. At January 1, 2022, December 31, 2022 and December 30, 2023, respectively,

**Ingram Micro Holding Corporation has requested confidential treatment of this registration statement and associated correspondence pursuant to Rule 83 of the Securities and Exchange Commission.**

we had \$114,021, \$111,224 and \$217,463 outstanding under these facilities. The weighted-average interest rate on the outstanding borrowings under these facilities, which may fluctuate depending on geographic mix, was 4.4%, 7.9% and 7.9% per annum at January 1, 2022, December 31, 2022 and December 30, 2023, respectively. At January 1, 2022, December 31, 2022 and December 30, 2023, letters of credit totaling \$171,335, \$165,735 and \$108,690, respectively, were issued to various customs agencies and landlords to support our subsidiaries. The issuance of these letters of credit reduces our available capacity under the corresponding agreements by the same amount.

***Covenant Compliance***

We are subject to certain customary affirmative covenants, including reporting and cash management requirements, and certain customary negative covenants that limit our and our subsidiaries' ability to incur additional indebtedness or liens, to dispose of assets, to make certain fundamental changes, to enter into restrictive agreements, to make certain investments, loans, advances, guarantees and acquisitions, to prepay certain indebtedness, to pay dividends or other distributions in respect of our and our subsidiaries' equity interests and to engage in transactions with affiliates. At December 31, 2022 and December 30, 2023, we were in compliance with all covenants or other requirements in all of our Credit Facilities and under the 2029 Notes Indenture. See "Description of Material Indebtedness."

***Trade Accounts Receivable Factoring Programs***

We have several uncommitted factoring programs under which trade accounts receivable of several customers may be sold, without recourse, to financial institutions. Available capacity under these programs is dependent on the level of our trade accounts receivable eligible to be sold into these programs and the financial institutions' willingness to purchase such receivables. At January 1, 2022, December 31, 2022 and December 30, 2023, we had a total of \$527,936, \$698,903 and \$738,714, respectively, of trade accounts receivable sold to and held by the financial institutions under these programs.

***Contractual Obligations and Off-Balance Sheet Arrangements***

We have guarantees to third parties that provide financing to a limited number of our customers. Net sales under these arrangements accounted for less than one percent of our consolidated net sales for each of the periods presented. The guarantees require us to reimburse the third party for defaults by these customers up to an aggregate of \$5,839. The fair value of these guarantees has been recognized as cost of sales on the consolidated statements of income to these customers and is included in accrued expenses and other on the consolidated balance sheets.

In connection with the acquisition of businesses in recent years, we entered into acquisition agreements which include provisions to make additional contingent consideration payments. As of December 31, 2022 and December 30, 2023, the accrual for potential contingent consideration payments under these agreements is \$4,307 and \$4,391, respectively.

For a further discussion on our debt and operating lease commitments as of December 30, 2023, see Note 7, "Debt," and Note 6, "Leases," respectively, to our audited consolidated financial statements.

***New Accounting Standards***

See Note 2, "Significant Accounting Policies," to our audited consolidated financial statements for the discussion of new accounting standards.

**Ingram Micro Holding Corporation has requested confidential treatment of this registration statement and associated correspondence pursuant to Rule 83 of the Securities and Exchange Commission.**

**Critical Accounting Estimates**

Our audited consolidated financial statements are prepared in accordance with accounting principles generally accepted in the United States. The preparation of financial statements in conformity with U.S. GAAP requires us to make estimates and assumptions that affect the reported amounts of assets and liabilities, disclosure of contingent assets and liabilities at the financial statement date and reported amounts of revenue and expenses during the reporting period. We review our estimates and assumptions on an on-going basis. Significant estimates primarily relate to the realizable value of accounts receivable, vendor programs, inventory, goodwill, intangible and other long-lived assets, income taxes and contingencies and litigation. Actual results could differ from these estimates.

We believe the following critical accounting policies involve the more significant judgments and estimates used in the preparation of our audited consolidated financial statements:

***Revenue Recognition***

***Revenue Streams***

In our distribution services model, we buy, hold title to and sell technology products and provide services to resellers, referred to subsequently as our customer, while also providing resellers with multi-vendor solutions, integration services, electronic commerce tools, marketing, financing, training and enablement, technical support and inventory management. In both Technology Solutions, which consists of Commercial & Consumer and Advanced Solutions, and Cloud, we generally sell products and services to our customers (resellers) based on purchase orders instead of long-term contracts. Our agreements are generally not subject to minimum purchase requirements. Our customers place purchase orders with us for each transaction. Generally, our customers may cancel, delay or modify their purchase orders. In order to set up an account to trade with us, our customers generally have to accept our standard terms and conditions of sale which, together with the purchase order, form a binding contract on each individual order to which the purchase order applies. Our pricing varies greatly and depends on many factors including costs, competitive pressure, availability of inventory, seasonality and vendor promotional programs, among others. We may offer early payment discounts or volume incentive rebates to our customers. The customer contracts relating to our Other services generally provide for an initial term of three to five years, subject to extension by the mutual agreement of the parties, allow for termination for convenience by either party after the second year and the pricing is fixed by discrete type of service and typically varies depending on the volume of the relevant services. We do not believe any contract related to our Other services has a material impact on our business or financial condition. Products are delivered via shipment from our facilities, drop-shipment directly from the vendor or by electronic delivery of keys for software products.

We recognize revenue when the control of products is transferred to our customers, which generally happens at the point of shipment or point of delivery. We account for shipping and handling activities that occur after the customer has obtained control of a good as fulfillment activities rather than a promised service. Accordingly, we accrue all fulfillment costs related to the shipping and handling of goods at the time of shipment. Additionally, we exclude the amount of certain taxes collected concurrent with revenue-producing activities from revenue.

Any supplemental distribution services we provide are typically recognized over time as the services are performed. Service contracts may be based on a fixed price or on a fixed unit-price per transaction or other objective measure of output. Additionally, we offer services related to our supply chain management and CloudBlue platform. Our fee-based commerce and supply chain services are billed and recognized on a per-item service fee arrangement at the point when the service is provided. Our CloudBlue platform generates revenue through licensing the right to use the intellectual property (on-premise license), which is recognized at a point in time, providing the right to access (platform as a service), which is recognized over time across the term of the contract, or through our cloud marketplace, which is recognized in the amount of the net fee associated with serving as an agent when the services are provided. Service revenues represented less than 10% of total net sales



**Ingram Micro Holding Corporation has requested confidential treatment of this registration statement and associated correspondence pursuant to Rule 83 of the Securities and Exchange Commission.**

for Fiscal Year 2023 (Successor), Fiscal Year 2022 (Successor), the Successor 2021 Period and the Predecessor 2021 Period. Related contract liabilities were not material for the periods presented. In our distribution services model, we buy, hold title to and sell technology products and provide services to resellers, referred to subsequently as our customer, while also providing resellers with multi-vendor solutions, integration services, electronic commerce tools, marketing, financing, training and enablement, technical support and inventory management. Products are delivered via shipment from our facilities, drop-shipment directly from the vendor or by electronic delivery of keys for software products. We recognize revenue when the control of products is transferred to our customers, which generally happens at the point of shipment or point of delivery.

*Agency Services*

We have contracts with certain customers where our performance obligation is to arrange for the products or services to be provided by another party. In these arrangements, as we assume an agency relationship in the transaction, revenue is recognized in the amount of the net fee associated with serving as an agent when the services are completed. These arrangements primarily relate to certain fulfillment contracts, as well as sales of certain software products, and extended vendor services, such as vendor warranties.

*Variable Consideration*

We, under specific conditions, permit our customers to return or exchange products. The provision for estimated sales returns is recorded concurrently with the recognition of revenue. A liability is recorded within accrued expenses and other on the consolidated balance sheets for estimated product returns based upon historical experience and an asset is recorded within Inventory on the consolidated balance sheets for the amount expected to be recorded for inventory upon product return.

We also provide volume discounts, early payment discounts and other discounts to certain customers which are considered variable consideration. A provision for such discounts is recorded as a reduction of revenue at the time of sale based on an evaluation of the contract terms and historical experience.

*Inventory*

Our inventory consists of finished goods purchased from various vendors for resale. We value our inventory at the lower of its cost or net realizable value, cost being determined on a moving average cost basis, which approximates the first-in, first out method. We write down our inventory for estimated excess or obsolescence equal to the difference between the cost of inventory and the net realizable value based upon an aging analysis of the inventory on hand, specifically known inventory-related risks (such as technological obsolescence and the nature of vendor terms surrounding price protection and product returns), foreign currency fluctuations for foreign-sourced products and assumptions about future demand. Market conditions or changes in terms and conditions by our vendors that are less favorable than those projected by management may require additional inventory write-downs, which could have an adverse effect on our consolidated financial results. Inventory is determined from the price we pay vendors, including freight and duties; we do not include labor, overhead or other general or administrative costs in our inventory.

*Business Combinations*

We allocate the fair value of purchase consideration to the assets acquired and liabilities assumed in the acquiree based on their fair values on the acquisition date. Any excess consideration over the fair value of assets acquired and liabilities assumed is recognized as goodwill. We engage the assistance of valuation specialists in concluding on fair value measurements in connection with determining fair values of assets acquired and liabilities assumed in a business combination. When determining the fair values of assets acquired and liabilities assumed we are required to make significant estimates and assumptions, especially with respect to intangible assets. Critical estimates in valuing intangible assets include, but are not limited to, expected future cash flows,

**Ingram Micro Holding Corporation has requested confidential treatment of this registration statement and associated correspondence pursuant to Rule 83 of the Securities and Exchange Commission.**

which includes consideration of future revenue growth rates and margins, attrition rates, royalty rates and discount rates. Fair value estimates are based on the assumptions we believe a market participant would use in pricing the asset or liability. Amounts recorded in a business combination may change during the measurement period, which is a period not to exceed one year from the date of acquisition, as additional information about conditions existing at the acquisition date becomes available.

***Long-Lived and Intangible Assets***

We assess potential impairments to our long-lived and intangible assets when events or changes in circumstances indicate that the carrying amount may not be fully recoverable. If required, an impairment loss is recognized as the difference between the carrying value and the fair value of the assets.

***Goodwill***

Goodwill represents the excess of the purchase price over the fair value of the identifiable net assets acquired in an acquisition and is reviewed annually for potential impairment, or when circumstances warrant. Goodwill is required to be tested for impairment at least annually or sooner whenever events or changes in circumstances indicate that goodwill may be impaired. Goodwill impairment tests require judgment, including the identification of reporting units, assignment of assets and liabilities to reporting units, assignment of goodwill to reporting units and determination of the fair value of each reporting unit. We perform our annual goodwill impairment assessment during our fiscal fourth quarter. We have the option of first assessing qualitative factors to determine whether it is more likely than not that the fair value of a reporting unit is less than its carrying value. Such review includes an evaluation of whether events and circumstances have occurred that may indicate a potential change in recoverability of goodwill, including the impacts of a deterioration in general economic conditions, an increased competitive environment, a change in management, key personnel, strategy, vendors or customers, negative or declining cash flows, or a decline in actual or planned revenue or earnings compared with actual and projected results of relevant prior periods.

If, based on a review of qualitative factors, it is more likely than not that the fair value of a reporting unit is less than its carrying value, we perform a quantitative analysis by comparing the fair value of a reporting unit with its carrying amount. If the carrying value exceeds the fair value, we measure the amount of impairment loss, if any, by comparing the fair value of the reporting unit goodwill to its carrying amount.

We performed a qualitative analysis in the Predecessor 2021 Period and the Successor 2021 Period utilizing several qualitative factors to assess for any potential impairment indicators. Such review indicated that we had no impairment indicators present as it was more likely than not that the fair value of the reporting units was greater than their carrying value. In Fiscal Year 2022 (Successor), and in Fiscal Year 2023 (Successor) for our North America and EMEA regions, we performed a quantitative analysis of goodwill. In determining the fair value of our reporting units, we assessed general economic conditions, industry and market considerations, the impact of recent events to financial performance and other relevant events. Based on the valuations prepared, it was determined that the estimated fair values of our reporting units were greater than their carrying values and no impairment of goodwill was identified in either period. In Fiscal Year 2023 (Successor) we performed a qualitative analysis of goodwill for our Asia-Pacific and Latin America regions. No goodwill impairment was recorded during the Predecessor 2021 Period, the Successor 2021 Period, Fiscal Year 2022 (Successor) and Fiscal Year 2023 (Successor) based on the result of the procedures performed.

***Income Taxes***

We estimate income taxes in each of the taxing jurisdictions in which we operate. This process involves estimating our actual current tax expense together with assessing the future tax impact of any differences resulting from the different treatment of certain items, such as the timing for recognizing revenues and expenses for tax versus financial reporting purposes. These differences may result in deferred tax assets and liabilities,

**Ingram Micro Holding Corporation has requested confidential treatment of this registration statement and associated correspondence pursuant to Rule 83 of the Securities and Exchange Commission.**

which are included in our consolidated balance sheets. We are required to assess the likelihood that our deferred tax assets, which include net operating loss carryforwards, tax credits and temporary differences that are expected to be deductible in future years, will be recoverable from future taxable income. In making that assessment, we consider the nature of the deferred tax assets and related statutory limits on utilization, recent operating results, future market growth, forecasted earnings, future taxable income, the mix of earnings in the jurisdictions in which we operate and prudent and feasible tax planning strategies. If, based upon available evidence, recovery of the full amount of the deferred tax assets is not likely, we provide a valuation allowance on any amount not likely to be realized.

Our effective tax rate includes the impact of not providing taxes on undistributed foreign earnings considered indefinitely reinvested. Material changes in our estimates of cash, working capital and long-term investment requirements in the various jurisdictions in which we do business could impact our effective tax rate if we no longer consider our foreign earnings to be indefinitely reinvested.

The provision for tax liabilities and recognition of tax benefits involves evaluations and judgments of uncertainties in the interpretation of complex tax regulations by various taxing authorities. In situations involving uncertain tax positions related to income tax matters, we do not recognize benefits unless their sustainability is deemed more likely than not. As additional information becomes available, or these uncertainties are resolved with the taxing authorities, revisions to these liabilities or benefits may be required, resulting in additional provision for or benefit from income taxes reflected in our consolidated statements of income.

The Organization for Economic Co-operation and Development (“OECD”) has a framework to implement a global minimum corporate tax of 15% for companies with global revenues and profits above certain thresholds (referred to as Pillar 2), with certain aspects of Pillar 2 effective January 1, 2024 and other aspects effective January 1, 2025. While it is uncertain whether the United States will enact legislation to adopt Pillar 2, certain countries in which we operate have adopted legislation, and other countries are in the process of introducing legislation, to implement Pillar 2. We do not expect Pillar 2 to have a material impact on our effective tax rate or our consolidated results of operations, financial position, or cash flows.

***Contingencies***

We accrue for contingent obligations, including estimated legal costs, when the obligation is probable and the amount is reasonably estimable. As facts concerning contingencies become known, we reassess our position and make appropriate adjustments to the financial statements. Estimates that are particularly sensitive to future changes include those related to tax, legal and other regulatory matters such as imports and exports, the imposition of international governmental controls, changes in the interpretation and enforcement of international laws (in particular related to items such as duty and taxation) and the impact of local economic conditions and practices, which are all subject to change as events evolve and as additional information becomes available during the administrative and litigation process.

**Quantitative and Qualitative Disclosures About Market Risk**

***Foreign Currency Exchange Risk***

We are exposed to the impact of foreign currency fluctuations and interest rate changes due to our international sales and global funding. In the normal course of business, we employ established policies and procedures to manage our exposure to fluctuations in the value of foreign currencies using a variety of financial instruments. It is our policy to utilize financial instruments to reduce risks where internal netting cannot be effectively employed and not to enter into foreign currency or interest rate transactions for speculative purposes.

Our foreign currency risk management objective is to protect our earnings and cash flows resulting from sales, purchases and other transactions from the adverse impact of exchange rate movements. Foreign exchange risk is managed by using forward contracts to offset exchange risk associated with receivables and payables. We

**Ingram Micro Holding Corporation has requested confidential treatment of this registration statement and associated correspondence pursuant to Rule 83 of the Securities and Exchange Commission.**

generally maintain hedge coverage between minimum and maximum percentages. During 2023, hedged transactions were denominated in U.S. dollars, Canadian dollars, euros, British pounds, Danish krone, Hungarian forint, Israeli shekel, Norwegian kroner, Swedish krona, Swiss francs, Polish zloty, South African rand, Australian dollars, Japanese yen, New Zealand dollars, Singapore dollars, Bulgarian lev, Czech koruna, Hong Kong dollars, Romanian leu, Brazilian real, Colombian pesos, Chilean pesos, Indian rupee, Chinese yuan, Turkish lira, Moroccan dirham, Thai baht, Malaysian ringgit and Indonesian rupiah.

We monitor our foreign exchange risk using a Value-at-Risk, or VaR, model. The VaR model determines the maximum potential loss in the fair value of our forward contracts and those assets and liabilities denominated in foreign currencies that the forward contracts are intended to hedge assuming a one-day holding period. The VaR model estimates were made assuming normal market conditions and a 95% confidence level. The estimated maximum potential one-day loss in fair value, calculated using the VaR model would be \$375, \$1,275 and \$1,799 as of January 1, 2022, December 31, 2022 and December 30, 2023, respectively.

***Interest Rate Risk***

We are exposed to changes in interest rates on a portion of our long-term debt, which is subject to changes in major interest rate benchmarks, used to maintain liquidity and finance working capital, capital expenditures and business expansion. For additional information, see “Management’s Discussion and Analysis of Financial Condition and Results of Operations—Liquidity and Capital Resources—Capital Resources.” If interest rates, however, were to increase or decrease by 1%, and our borrowing amounts stayed constant on our Term Loan Credit Facility and our ABL Credit Facilities at the levels of such borrowing amounts as of December 30, 2023, our annual interest expense would increase or decrease by approximately \$650 after considering the impact of our interest rate cap agreements. Assuming that our ABL Revolving Credit Facility was fully drawn as of December 30, 2023, each one-eighth percentage point change in interest rates would result in a change of approximately \$6,138 in annual interest expense on the indebtedness under our Term Loan Credit Facility and our ABL Credit Facilities. Rising interest rates do not materially impact the Company’s balance sheet items relating to inventory, accounts payable or accrued expense balances.

Our management objective is to finance our business at interest rates that are competitive in the marketplace while moderating our exposure to volatility in interest costs. To achieve our objectives, we may utilize both variable- and fixed-rate debt with a portion of our variable interest rate exposure from time to time mitigated through interest rate swaps or other derivative instruments. To mitigate the Company’s exposure to interest rate risk arising from the Company’s long-term debt, the Company entered into certain agreements during the first quarter of 2023 to establish a 5.5% upper limit on the LIBOR interest rate applicable to a substantial portion of the borrowings under the Term Loan Credit Facility. Due to the cessation of the LIBOR interest rate on June 30, 2023, we amended the interest rate cap agreements to establish a 5.317% upper limit on the SOFR interest rate. These interest rate cap agreements transitioned from LIBOR to SOFR as the interest reference rate during the third quarter of 2023. The Company has funded, and to the extent applicable expects to continue to fund, increases in the Company’s interest expense resulting from rising interest rates through cash flows from operations.

**Ingram Micro Holding Corporation has requested confidential treatment of this registration statement and associated correspondence pursuant to Rule 83 of the Securities and Exchange Commission.**

**BUSINESS**

**Overview**

Ingram Micro is a leading solutions provider by revenue for the global IT ecosystem helping power the world's leading technology brands. With our vast infrastructure and focus on commercial and consumer technologies, advanced solution offerings and cloud-based solutions, we enable our business partners to scale and operate more efficiently in the markets they serve. We are at the center of the technology ecosystem and deliver customized solutions to our vendor, reseller and retailer partners, enabling them to provide excellent business outcomes to the companies and consumers they serve. Through our global reach and broad portfolio of products, professional services offerings and software, cloud and digital solutions, we remove complexity and maximize the value of the technology products our partners make, sell or use, providing the world more ways to realize the promise of technology. In the face of significant economic uncertainty and volatility in commercial markets globally, our business remains well-positioned to benefit from technology megatrends, including cloud migration, enhanced security, IoT, hybrid work and 5G.

As one of the world's largest technology distributors by revenue and/or by global footprint, we have positioned Ingram Micro as an integral link in the global technology value chain. With operations in 59 countries and 125 logistics and service centers worldwide, we serve as a solutions aggregator that we believe based on our experience in the industry enables our more than 1,500 vendor partners to serve the technology needs of nearly 90% of the global population. We operate across four geographic segments: North America, EMEA, Asia-Pacific and Latin America. In all these geographic segments, we provide a full spectrum of hardware and software, cloud services and logistics expertise through three main lines of business: Technology Solutions, Cloud and Other. Technology Solutions includes distribution of a vast array of commercial and consumer products and advanced solution offerings and related services. Our cloud marketplace, which in certain jurisdictions has already been integrated into one unified Ingram Micro Xvantage, connects partners with what we believe to be the world's largest cloud ecosystem, enabling them to generate demand more efficiently and providing third-party cloud-based services and subscription offerings through a digital platform for the consumption of cloud solutions in an ever-increasing cloud-centric world. We support more than 200 cloud solutions and manage over 33 million seats through our cloud marketplace. Our CloudBlue platform also provides services to many of the world's telecommunications companies, as well as to managed service providers, technology distributors and value-added resellers, and manages over 47 million seats. Other provides environmentally focused IT asset disposition solutions, reverse logistics and repair offerings and, prior to the CLS Sale discussed herein, e-commerce and other forward and reverse logistics services.

OEMs and software providers rely on us to simplify global sales channels, gain operational efficiencies and address complex technology deployments, including through our Ingram Micro Xvantage digital platform. Our highly diversified base of more than 161,000 customers includes value-added resellers, system integrators, telecommunications companies and managed service providers. We provide our customers with broad product availability, technical expertise and a full suite of professional services to simplify their deployment and maximize their use of technology, including data-driven business and market insights, pre-sales engineering, post-sales integration, technical support and financing solutions. We manage more than 1.1 billion units of technology products every year and handle, on average, in excess of 14,000 technical engineering calls monthly. Xvantage continues to develop with close to two dozen patents pending, 11 million new lines of code, over a hundred AI models and nearly 20 engines powering and supporting the platform's functionality, enabling Xvantage to offer its users instant pricing, billing automation, marketing capabilities, hardware and cloud subscriptions, the ability to configure, quote and track each order, and various other insights and recommendations.

More than a decade ago, we embarked on a journey from being a traditional IT products distributor to creating an integrated marketplace for customized solutions. Since then, even in the midst of the recent global softening in demand for certain of our traditional offerings, including our commercial and consumer products, we have invested

**Ingram Micro Holding Corporation has requested confidential treatment of this registration statement and associated correspondence pursuant to Rule 83 of the Securities and Exchange Commission.**

more than \$2 billion in technical resources, intellectual property, digital processes and systems, advanced solutions, specialty markets and professional services. From its inception, this organic evolution, aided by a number of key acquisitions, has focused on creating a one-stop-shop experience for our thousands of customers to seamlessly procure and manage a comprehensive suite of technology solutions and services. The XaaS market has now been a rapidly expanding market and a key growth driver for several years, leading to our accelerated development of highly integrated solutions, services and marketplaces. First launched in 2010, our cloud marketplace has been a transformative part of our journey, enabling leading software vendors to connect with thousands of customers, who in turn support millions of end users, in what we believe to be the world's largest cloud ecosystem. Today, our cloud marketplace hosts more than 200 cloud solutions, aggregates 29 marketplaces and manages over 33 million seats, for more than 33,000 customers. Building on our successful cloud marketplace, our proprietary CloudBlue digital commerce platform, and other acquired and organically developed intellectual property, in 2021 we launched our FSE which uses AI and ML technologies to manage cloud and XaaS monthly and annual recurring subscription services together with product purchases. This FSE laid the foundation for the introduction in 2022 of Ingram Micro Xvantage, which is the fully automated, self-learning and innovative digital platform we have now launched in key countries around the globe and to which we have added several other engines and patent-pending innovations. We believe that our customers will increasingly experience a "single pane of glass" through which we offer a full menu of IT devices, software solutions, cloud-based subscriptions, and technology services across hundreds of vendors and brands as we migrate our cloud marketplace and other marketplaces to Ingram Micro Xvantage and continuously integrate additional capabilities to the platform. Providing a comprehensive solution to customers and capabilities for vendors, as well as harnessing the insights gained from hundreds of millions of transactions over the past decade, Ingram Micro Xvantage is a significant milestone in our evolution benefiting from many years of investment and IT distribution experience. As our dynamic business model continues to evolve and we continue our transition to becoming more of a platform company, we will be better able to adapt to customer demands in the constantly shifting IT landscape.

Our focus on successful business outcomes for our partners and their clients, together with the investments described above, have enabled us to deliver solid financial results and expand our advanced solutions and cloud businesses even in the midst of the recent global softening in demand for certain of our traditional offerings, including our commercial and consumer products.

Advanced Solutions generated net sales of \$7,329 million for the Predecessor 2021 Period, \$8,309 million for the Successor 2021 Period, \$17,354 million for Fiscal Year 2022 (Successor) and \$17,896 million for Fiscal Year 2023 (Successor). Cloud generated net sales of \$125.9 million for the Predecessor 2021 Period, \$161.7 million for the Successor 2021 Period, \$326.0 million for Fiscal Year 2022 (Successor) and \$383.3 million for Fiscal Year 2023 (Successor).

Additionally, we provide ITAD and Reverse Logistics and Repairs services to securely dispose of used IT assets. These services are used by large resellers, retailers and OEMs to advance environmental sustainability through responsibly collecting and beneficially repurposing e-waste through remanufacturing, recycling, refurbishing and reselling technology devices. These services also include secure data destruction, the extraction of valuable metals, asset recovery and management solutions for organizations, including the world's largest telecommunications providers. We enable a circular economy by giving our customers options to achieve their sustainability goals and consumers more access to quality, affordable smartphones, computers and other technology devices.

Since 2012, we have invested more than \$2 billion in technical resources, intellectual property, digital processes and systems, advanced solutions, specialty markets and professional services to further expand the solutions available for our partners. We have proven we can deliver value to our partners and successfully scale these investments. During this same time period, our notable acquisitions included Brightpoint, Inc., Aptec, Softcom, CloudBlue Technologies, Anovo, Odin, Grupo ACAO, NetxUSA, Ensim, The Phoenix Group, Cloud Harmonics, Abbakan and Ictivity. We have completed over 40 acquisitions. Over \$600 million of our investments have been to acquire and develop the intellectual property to enhance our growing cloud businesses,

**Ingram Micro Holding Corporation has requested confidential treatment of this registration statement and associated correspondence pursuant to Rule 83 of the Securities and Exchange Commission.**

our CloudBlue digital commerce platform and our FSE. Building on our successful Ingram Micro Cloud Marketplace, CloudBlue platform and other acquired and organically developed intellectual property, in 2021 we launched a digital FSE, which uses AI and ML technologies to manage cloud and XaaS monthly and annual recurring subscription services together with product purchases. Our FSE provides Ingram Micro customers and vendors with an automated and proactive way to manage their recurring revenue business from quote to cash, contracts and billing, enabling us to provide a seamless way to transact, manage and bill for products and cloud solutions, as well as aggregate multiple marketplace offerings.

For the Predecessor 2021 Period, the Successor 2021 Period, the Unaudited Pro Forma 2021 Combined Period, Fiscal Year 2022 (Successor) and Fiscal Year 2023 (Successor), we generated net sales of \$26,406.9 million, \$28,048.7 million, \$54,455.6 million, \$50,824.5 million and \$48,053.0 million, respectively, and net income of \$378.5 million, \$96.7 million, \$366.1 million, \$2,394.5 million and \$360.0 million, respectively. In addition, during such periods we generated Adjusted EBITDA of \$647.8 million for the Predecessor 2021 Period, \$746.3 million for the Successor 2021 Period, \$1,384.2 million for the Unaudited Pro Forma 2021 Combined Period, \$1,349.4 million for Fiscal Year 2022 (Successor) and \$1,362.9 million for Fiscal Year 2023 (Successor). See “Management’s Discussion and Analysis of Financial Condition and Results of Operations—Non-GAAP Financial Measures.” As of December 30, 2023, we had approximately 25,130 full-time associates.

**Industry Background**

We believe that technological innovation—as a primary catalyst of growth, differentiation and efficiency gains across industries and applications—will continue to drive long-term expansion in the global IT market, even as certain technologies and sectors experience declines in demand from time to time. As the world becomes increasingly digital, connected and automated, companies and consumers will need to invest in the latest technology and security around these solutions to effectively interact with key stakeholders, grow their business and drive operational efficiencies.

We believe our industry will benefit from a number of key trends:

- **Continued cloud growth and shift to a subscription-and consumption-based economy.** Enterprises and individuals continue to increase their adoption of XaaS solutions, and the shift to cloud alternatives is driving continued infrastructure buildout globally. Modern business models embrace dynamic relationships between suppliers and real-time customer demands. The technology implementations that have traditionally been the domain of IT departments and Chief Information Officers are now mission critical for all facets of business as they move toward business models driven by subscriptions. The ability to bill, provision, launch, price, recognize revenue and manage subscriptions is becoming increasingly essential to successful business outcomes and continued growth.
- **Need for enhanced security.** The information security market has been impacted by an increase in the number and the complexity of threats and targeted attacks over the past several years. These threats impact infrastructure, networks and end-point devices, and are exacerbated by increasing proliferation of more connected devices than ever before. Such attacks affect data spanning from enterprises to personal technology. Given the impact that attacks have had on organizations across the world, security will remain a top priority for senior management teams and boards of directors, driving continued spend on security in the future. According to IDC, global security spend is expected to grow to \$329 billion in 2027, an 11.4% CAGR from 2023.
- **Exponential increase in the number of connected devices and the complexity of technology solutions.** According to IDC, there will be approximately 46 billion connected IoT devices by 2025, generating approximately 67 zettabytes of data. Every part of the enterprise, from manufacturing facilities, to warehouses, to headquarters and other office environments, has devices that are connected to the internet. The corporate perimeter has expanded further throughout the COVID-19 pandemic, as work-from-home and hybrid models have increased. In our personal lives, consumer devices are also

**Ingram Micro Holding Corporation has requested confidential treatment of this registration statement and associated correspondence pursuant to Rule 83 of the Securities and Exchange Commission.**

increasingly connected. As the lines between devices, software, and services become increasingly blurred due to ubiquitous connectivity and the rise of sophisticated edge computing and distributed networks, among other drivers, the ability to deliver integrated solutions is critical to capture market opportunities. The number of worldwide NPU-equipped AI PC shipments is expected to grow to 167 million shipments by 2027, a 58.4% CAGR from 2023. We expect these market dynamics to increase demand for devices with faster processing, reduced latency, enhanced security and better overall performance, which are all factors that also speed refresh and upgrade cycles across multiple forms of technology.

- ***The rise of artificial intelligence.*** We believe AI will benefit our industry in two primary ways. First, for those distributors who are able to successfully execute the necessary shift to a digital platform, we expect AI to remove friction in the ordering process, improving and personalizing the customer experience by leveraging predictive models to generate insights and recommendations, and to power real-time dynamic pricing engines, accelerating the sales cycle and bolstering productivity. Second, AI will increasingly drive a shift in the design and application of all types of technology, which is expected to drive accelerated demand for PCs, datacenter equipment, AI-enabled software, and many other applications.
- ***Rollout of broadband and 5G networks will continue to drive technology growth*** High-speed mobile networks are the backbone of the modern technology ecosystem and necessary to each of the aforementioned trends. We believe companies and consumers in both emerging and mature markets will need to continue investment in IT hardware, software, and services to capitalize on the expanding set of opportunities enabled by universal connectivity.

Distributors provide technology vendors a highly attractive variable cost channel to customers, including consultative sales and engineering support, as well as trade credit, financing, marketing and logistics services. Vendors leverage distributors' capabilities to aggregate demand and provide extensive market reach and coverage across different geographies, while simplifying supply chain and go-to-market complexity. Distributors provide customers, including resellers and end-users, with critical product information and availability, aggregate multi-vendor technical expertise and service offerings, train and enable new certified sellers and authorized partners, extend financial solutions and trade credit and provide efficient supply chain logistics and technical support globally. As a result of these strategic benefits, we believe the opportunity for growth in the technology distribution industry will continue to exceed that of the global technology market as both hardware and software OEMs increasingly rely on distributors to support their go-to-market strategies.



**Ingram Micro Holding Corporation has requested confidential treatment of this registration statement and associated correspondence pursuant to Rule 83 of the Securities and Exchange Commission.**



As technology solutions have become more complex, reliance on distributors to provide product, marketing, technical and financial support has increased. Increasingly, distributors play a central integrating role in the technology ecosystem—a distributor is no longer merely a link in the chain between vendors and resellers within the traditional two-tier distribution model, but today acts as the connective tissue among hardware and software vendors, service providers, resellers, integrators, marketplaces, and end customers. Companies are increasingly seeking perspectives on the most efficient ways to design, procure and optimize their technical infrastructures, and customers increasingly demand high-quality service and support including advanced technical, training, support and financing services. These strategic engagements are bringing the technology value chain closer to the end customer and will increasingly require a comprehensive platform to serve customer needs.

Additionally, environmental concerns and regulatory requirements for the disposal of IT products and data security regulations, such as GDPR, create challenges for companies in managing the safe disposal of IT products, limiting the risk of data loss and reducing or eliminating subsequent financial losses. In addition to the environmental considerations, improperly deleting data and disposing of hardware can result in costly management of data and potential exposures if data is not managed properly and securely.

**Our Market Opportunity**

Numerous trends continue to reshape the way organizations go to market, driving increasingly complex supply chains in industries ranging from enterprise hardware and software to mobility and retail. Despite recent fluctuations in businesses’ and consumers’ purchasing behaviors, particularly for discrete products, demand remains strong for end-to-end technology solutions, cloud-centric business applications and subscription management services. Additionally, there is an increasing need to simplify and automate the delivery of complicated virtual, physical and hybrid solutions and replace what currently are complex, fragmented, people-dependent processes and systems used to consume technology. As a key partner to OEMs, software providers and businesses, our objective is to:

1. Provide the industry’s most efficient and reliable route to market, with comprehensive capabilities to enhance the value of the solutions we deliver to drive successful business outcomes;
2. Enable and increase our partners’ success, breadth and reach as the market evolves to additional cloud-centric and digital solutions, driven by our proprietary digital platform, Ingram Micro Xvantage, and the marketplaces and engines that are increasingly being integrated into it;
3. Digitize the supply and value chains and influence the way technology is acquired and demand is generated for technology solutions and services to enable our partners to transact via a fully digital platform to make business decisions, build demand and develop new offerings based on intelligent data insights; and

**Ingram Micro Holding Corporation has requested confidential treatment of this registration statement and associated correspondence pursuant to Rule 83 of the Securities and Exchange Commission.**

4. Sustainably support the circular economy and lifecycle of technology by helping organizations quickly cycle through IT assets in a secure and environmentally friendly manner, providing IT asset disposition and reverse logistics and repair offerings to reduce e-waste.

*Global Annual IT Spending in \$Trillion (2007 – 2023)*

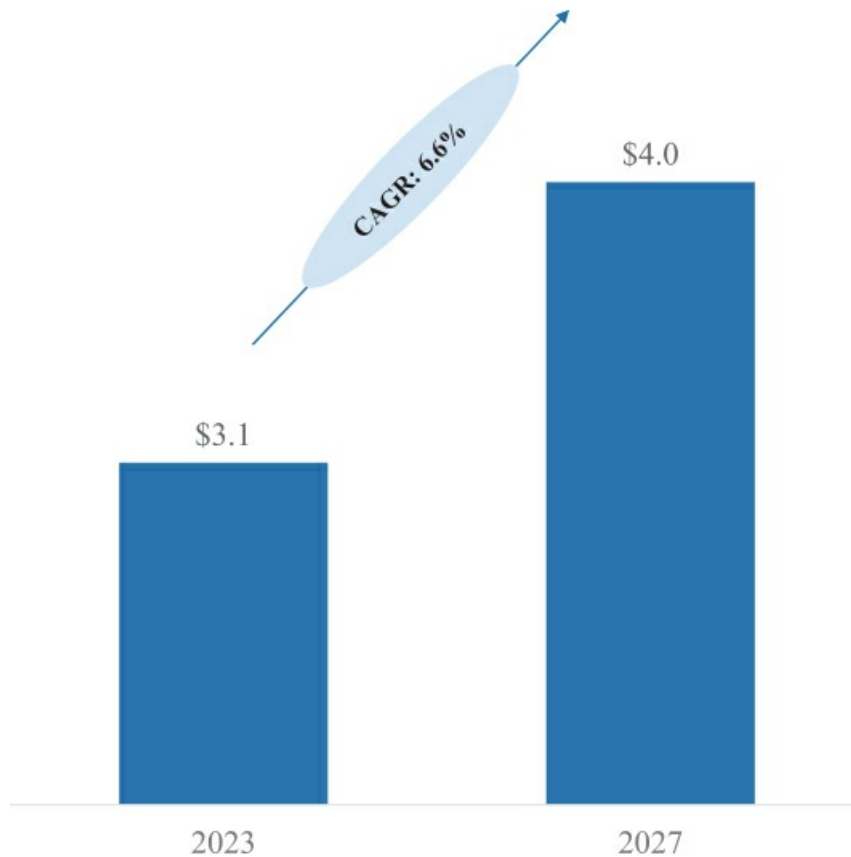


Source: IDC Black Book Live Edition, January 2024

The global IT industry has grown consistently through macroeconomic cycles. Historically, market growth has been predominantly driven by increased enterprise spending on datacenter products, software solutions and public infrastructure investment. Additionally, enterprise digital transformation initiatives and the increasing adoption of automation technologies have supported increased demand for software and server capacity. According to IDC, global IT spending has increased in 15 of the last 16 years on a constant annual dollar basis, illustrating the resilience of the IT industry through market cycles. We believe the proportion of the IT market sold through distribution has increased significantly over the last decade.

Ingram Micro Holding Corporation has requested confidential treatment of this registration statement and associated correspondence pursuant to Rule 83 of the Securities and Exchange Commission.

*Global Annual IT Spending in \$Trillion*



*Source: IDC's Worldwide ICT Spending Guide: Enterprise and SMB by Industry (2024 V1), February 2024*

According to IDC, global IT spend across hardware, software and IT services was \$3.1 trillion (excluding infrastructure-as-a-service) in 2023 and is expected to grow to \$4.0 trillion in 2027, a 6.6% CAGR. We expect distribution to remain the principal route to market for most technology OEMs. As technology becomes more complex, drawing off of multiple vendors and providers, and continues to be consumed on premises, virtually and in hybrid manners, we believe the importance of distribution will continue even as more technology becomes cloud-based. We continue to offer a significant value proposition for both vendors and customers by bringing these diverse and numerous technologies together in one source.

Today, a number of key technology categories such as cybersecurity, data center, sustainability and cloud are driving strong growth in technology spend. According to IDC, global security spend is expected to grow to \$329 billion in 2027, an 11.4% CAGR from 2023. As IT spend continues to increase, we expect demand for IT asset disposition and reverse logistics and repair services to also increase. According to Technavio, the total addressable market for IT asset disposition is expected to reach \$31.6 billion in 2027, up from \$20.6 billion in 2023, a 11.3% CAGR. According to Statista, the total addressable market for reverse logistics and repair services

**Ingram Micro Holding Corporation has requested confidential treatment of this registration statement and associated correspondence pursuant to Rule 83 of the Securities and Exchange Commission.**

in 2027 is expected to reach \$861 billion, up from \$700 billion in 2023, a 5.3% CAGR. We believe our differentiated capabilities enable us to continue to develop a leadership position in this large and growing market.

Cloud adoption is accelerating, with public/dedicated cloud as a service spend expected to reach \$1.4 trillion by 2027, up from \$693 billion in 2023, a 19.6% CAGR, according to IDC. Cloud marketplaces have become increasingly important to software, hardware and infrastructure vendors' go-to-market strategy, providing a unique value proposition to vendors including market reach, reduced complexity for customers and the ability to bundle services and broader solutions from multiple sources. According to IDC, the global digital transformation market, including hardware, software and IT and business services, is estimated to grow from \$2.2 trillion in 2023 to \$3.9 trillion in 2027, a 15.9% four-year CAGR. We believe our broad product offering, extensive vendor ecosystem and diversified customer base, combined with our highly scalable automated platform, position us to capture a greater share in a rapidly growing market. As more software licenses currently sold directly to end users move to a cloud as a service model, we expect our SAM cloud offerings to grow. Based on our experience in the industry, we believe the strength of our Ingram Micro Cloud Marketplace and CloudBlue platform allows us to capture cloud opportunities that may not be available to our competitors.

**Key Benefits of Our Business Model**

Our technology and cloud solutions business model is purpose-built for today's technology landscape and the technology ecosystem of the future. We serve as an integral link in the global technology value chain, driving sales, reach and profitability for technology vendors, value-added resellers, mobile network operators, service and solution providers and other customers. We have a strong presence in each of the four regions in which we operate: North America, EMEA, Asia-Pacific and Latin America. Across each of these markets, our partners trust us to deliver a full spectrum of hardware, software, cloud, managed and professional and other services.



Our business model provides the following key benefits:

- **Strong Market Access through Global Network of Partners and Customers** We are one of the global leaders in technology and cloud distribution with leading market share around the globe. We have more than 1,500 vendor partners and hold approximately 11,000 technical certifications across our organization. Furthermore, we have a highly diversified base of more than 161,000 customers serving the SMB market, which consists of millions of businesses, and more than 33,000 cloud marketplace customers, covering millions of end users and over 33 million seats. With operations on six continents, we enable technology vendors to reach diverse markets, end-users and geographic reliably and efficiently, while providing customers with access to the highest quality technology vendors worldwide. We believe based on our experience in the industry that our geographic reach and presence are superior to that of our competitors.
- **Ingram Micro Xvantage Designed for the Evolution of XaaS.** Initially introduced to the market in late 2022, our Ingram Micro Xvantage digital platform has already been launched in the United States, Germany, Canada, the United Kingdom, Mexico, Colombia, Austria, France, Italy, Belgium, the Netherlands, Spain and India, and we expect to launch in more geographies in 2024, providing a singular experience for our customers and partners to procure and consume technology. As we migrate

**Ingram Micro Holding Corporation has requested confidential treatment of this registration statement and associated correspondence pursuant to Rule 83 of the Securities and Exchange Commission.**

our cloud marketplace into Ingram Micro Xvantage in more and more geographies, and as we integrate additional engines into the digital platform, we believe that our interactions and transactions will become increasingly seamless for customers and vendors, and will enable them to drive further growth with significant efficiencies. We expect the investment and commitment we continue to make in Ingram Micro Xvantage will further strengthen our existing relationships, attract new partners and customers and influence end user technology preferences.

- **Efficient Go-To-Market Channel through Demand Aggregation** We serve as a central, unified platform for our vendors to aggregate demand from large and highly fragmented markets, providing vendors with a highly attractive and efficient channel to market and a valuable extension of their sales forces. As some vendors adjust their cost structure and trim their workforces, we believe more business has shifted, and will continue to shift, to distribution channels. The SMB market sector, for example, includes a greater share of long-tail customers who are often more difficult for vendors to access efficiently and profitably given they have lower buying power than large customers who can consolidate orders.
- **Broad Solutions Offering to Meet Evolving Customer Demand** Our long-standing, entrenched relationships with the largest global technology vendors allow us to provide customers with access to a deep portfolio of hundreds of thousands of technology and cloud products from vendors around the world. This, combined with our Ingram Micro Cloud Marketplace, connects partners with what we believe to be the world's largest cloud ecosystem, enabling them to generate and satisfy demand more efficiently. Our Cloud Marketplace serves 29 aggregated marketplaces and supports more than 200 cloud solutions, a number that is rapidly increasing.
- **Integrated Managed and Professional Services Tailored to Customer Needs** Customers increasingly demand integrated multi-vendor, high-quality service and support. As of December 30, 2023, we had approximately 1,020 engineers globally who provide the high-quality technical, training and pre- and post-sales support, integration and ongoing managed services that partners and customers need, without adding incremental overhead. Through a personalized and consultative approach, we tailor solution sets to specific customer needs and deploy certified technicians to assist where OEMs have gaps and where partners need multi-vendor solutions.

We also enable the circular economy by providing responsible collection and repurposing of e-waste through remanufacturing, recycling, refurbishing and reselling technology devices. We believe that such efforts help our customers achieve their environmental sustainability goals by keeping harmful materials out of landfills.

As of December 30, 2023, we employed approximately 1,170 dedicated software engineers. Our technology, along with third-party technology and information systems, supports our business operations including inventory and order management, shipping, receiving, billing and accounting. Protecting our technology is an important aspect of our strategy, and as of December 30, 2023, we had 267 registered and pending patent applications worldwide, consisting of 30 granted U.S. patents, 156 granted non-U.S. patents and 81 U.S. and non-U.S. patents that are either pending, published or allowed.

#### **Customer Case Studies**

The following are representative examples of how customers have benefited from our Company. The case studies represent (i) a strategic customer, Data41, and Ingram Micro's engagement with midsized to large reseller customers who are expanding their businesses into AI, which is representative of business model changes that resellers are attempting to make as technologies evolve to new transactional models; (ii) an emerging technology vendor, UiPath, that led a request for proposal for a global distribution and solution provider that had the global reach, solution portfolio and resources to successfully expand their sales channel; and (iii) a long-standing technology vendor, Microsoft, which converted much of their licensed software products to a cloud and "as-a-service" model and needed a distribution and global cloud services provider to manage their channel partners and technically enable new channel partners to sell, service and support their new solutions:

Ingram Micro Holding Corporation has requested confidential treatment of this registration statement and associated correspondence pursuant to Rule 83 of the Securities and Exchange Commission.

*Customer Case Study 1: Data41*

## Data41 and Ingram Micro Help Transform Non-Profit with AI

When a Southern California non-profit school and social services organization wanted to expand and customize the services they provide to at-risk youth and their families, they turned to their technology partner Data41 and Ingram Micro to implement an AI-based solution that enabled scale and drove significant operational efficiencies.

### Discovering a Smarter Way to Scale Services and Customer Care

Founded as a residential facility for orphaned children, this Southern California school had steadily grown into a \$20M non-profit, multifaceted organization dedicated to improving the lives of children and adults in the community through education and emotional support programs. Being a non-profit, efficiency was key to increasing the level of care they provided to the community. The team of 100 social workers were spending 3-4 hours per student per week on visit data aggregation and summarization – leading to a cumulative 1000+ hours per week spent on inefficient and manual administrative work.

**Ingram Micro and Data41, a data analytics consulting firm, worked closely with the non-profit to leverage and implement an AI-based solution to take a 3 hour summarization task down to under 10 minutes, saving thousands of hours a year.** With this level of automation, the non-profit's staff can focus directly on caring for their community and enhancing that care with higher levels of customization, leading to better outcomes.

Ingram Micro's training resources allowed Data41 to train its staff on the right technology, including the latest in AI, to deploy a bespoke automation solution accurately and efficiently for the non-profit.

"We are able to provide high-end cloud services – including onboarding and training – more quickly thanks to Ingram Micro's professional and managed IT services and training resources. The people, programs and resources within Ingram Micro are growth accelerators for channel partners big and small. It's an honor to call Ingram Micro an indispensable business partner," said Mize.

Not only did Ingram Micro enable the Data41 team with the right IBM watsonx-certified AI specialists, but they also co-created a solution that would analyze files in minutes, and quickly and accurately suggest effective treatments and learning paths for students.

Hans Mize, Data41 CEO

**INGRAM**  **DATA41**



Ingram Micro Holding Corporation has requested confidential treatment of this registration statement and associated correspondence pursuant to Rule 83 of the Securities and Exchange Commission.

*Customer Case Study 2: UiPath*



**INGRAM MICRO: THE BUSINESS POWERING UIPATH'S GLOBAL EXPANSION**

In May 2021, Ingram Micro earned UiPath's business globally and within seven months, built a fast-growing hyper-automation portfolio, including placing expert resources within Ingram Micro's global Center of Excellence (CoE). "Ingram Micro now offers a full range of hyper-automation support from quoting to professional services supporting 3,500 of our channel partners in 55 countries," says Brent Combest, VP WW Channels and Programs, UiPath. "We chose Ingram Micro as our global partner because of their ability to quickly train more than 500 associates in sales and technical courses. Also, for their ability to create 'quote-to-cash' processes that support UiPath with our growth objectives for the IT Channel. Ingram Micro's cash flow specialists and financial solutions have also been key enablers in this endeavor."

Much of the opportunity associated with RPA comes from selling services. "Per UiPath's research, every dollar of product revenue will produce four to seven dollars of professional service opportunities," notes Scott Zahl, Executive Director Global Vendor Engagement, Ingram Micro Inc.

Ingram Micro's hyper-automation practice is growing in every region as part of the company's global Advanced Solutions portfolio. Thousands of channel partners across the globe are leveraging the resources within Ingram Micro's hyper-automation practice to grow faster, be smarter and do more for their customers.

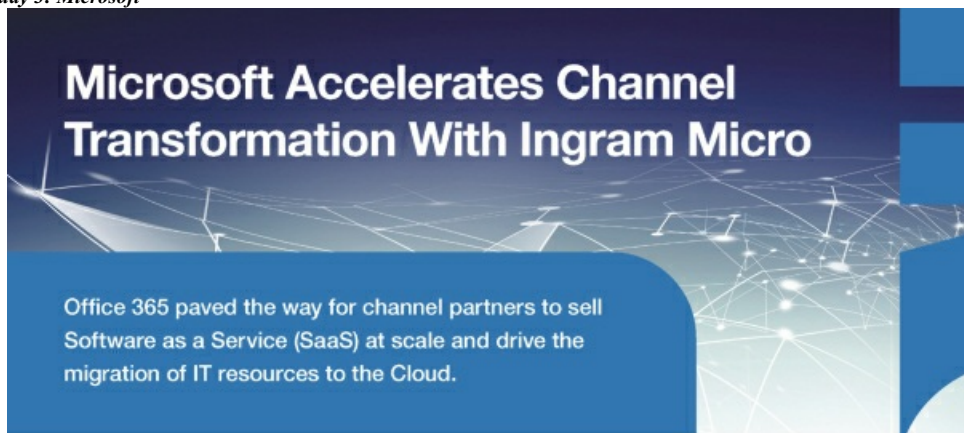
“Ingram Micro created a model that allowed UiPath to enable and scale up a sales and technical Channel around the complex automation space, as well as support UiPath's existing 3,000 partners with financing, solutioning and other valuable go-to-market resources.”

Brent Combest, VP WW Channels and Programs UiPath



Ingram Micro Holding Corporation has requested confidential treatment of this registration statement and associated correspondence pursuant to Rule 83 of the Securities and Exchange Commission.

*Customer Case Study 3: Microsoft*



When Microsoft launched the Microsoft Cloud Solution Provider (CSP) Program in 2015, Ingram Micro was first to support the transformation of Microsoft partners from principally reselling licenses to managing the entire customer relationship. Microsoft looked to Ingram Micro for guidance, education and enablement across the entire buyer's journey.

Ingram Micro's Cloud Marketplace provided the right platform for Microsoft's CSP services to ensure that partners could automate many of the requirements of an as a service model and manage end customers at scale.

A full suite of Office 365 solutions was offered alongside a team of experts who provided sales and technical training and business resources as partners adopted the new business model.

**SUCCESS IN CUSTOMER EXPERIENCE, ADOPTION OF SOLUTIONS**

Today, Ingram Micro continues to invest in its Microsoft Cloud practice to support partners with new programs, certification paths and training, enabling partners to significantly grow their Microsoft businesses. In 2017, Ingram Micro quickly became the largest Azure Indirect Provider globally, and two years later, launched the Microsoft Modern Work Accelerate and MS Security Expert Programs. Ingram Micro also embraced Microsoft Dynamics for its own IM360 CRM and sales enablement.



Ingram Micro quickly saw the opportunity in Microsoft's early move to subscription services when others saw disruption and enrolled 20,000 partners into the journey. Again, last year Ingram Micro took the initiative as a true business partner and supported us to educate, train and enable the channel to understand and take advantage of Microsoft's New Commerce Experience (NCE) Program.

Agnes Van De Walle, Partner Lead,  
Global Partner Services, Microsoft



**Ingram Micro Holding Corporation has requested confidential treatment of this registration statement and associated correspondence pursuant to Rule 83 of the Securities and Exchange Commission.**

**Our Strategic Priorities**

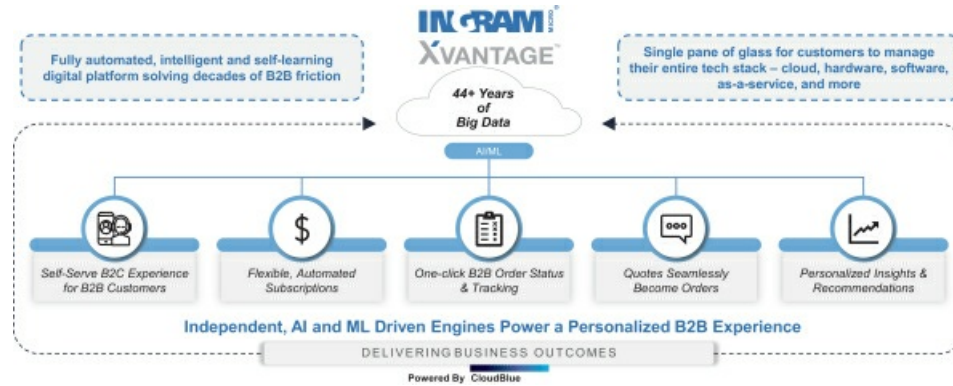
We are a technology-focused company and have invested heavily in developing and acquiring technology, including intellectual property, to enable our partners' success. We expect our continued investment in robotics and automation within our advanced logistics centers will augment our efficient, customer-centric delivery capabilities and that our continued investment in our digital capabilities, including in the integration of dozens of proprietary engines within Ingram Micro Xvantage, will enhance the experience of our customers and vendors. We have a proven track record of profitable growth which has enabled us to achieve a position of great competitive strength and remain focused on continuing to deliver strong future growth. We recognize the market's need for sophisticated IT solutions and our strategies are developed with this in mind. Our overall objective is to continue to expand our business and our profitability by delivering innovative and thoughtful solutions to enable business partners to scale and operate more efficiently and successfully in the markets they serve.

Our strategic priorities are aligned to achieve this objective and focus on:

- ***Adding digital tools and services to deepen engagement with customers and vendors and continuing to develop a transformative, fully digital platform to further simplify, automate, digitize and scale the delivery of our products and solutions portfolio. We intend to continue expanding our digital and services capabilities to connect and team with our partners and customers and serve their evolving needs. Our goal is to have our entire portfolio of products, software and services available on Ingram Micro Xvantage, delivering a singular experience for our vendor and customer partners to interact, learn, partner, plan and consume technology via seamless and autonomous engines. We believe Ingram Micro Xvantage has already influenced, and will continue to influence, the acquisition and delivery of the full spectrum of technology solutions and services. By digitizing and automating quote-to-order, order status and tracking, customer service and other critical business support services, we are reducing transactional complexity and inefficiencies inherent in more manual processes and tools. In addition, as our business intelligence grows through applying the latest in AI and ML technology, we are able to provide higher-value capabilities and recommendations to our customers, enabling them to expand their reach into new markets and categories in a growing XaaS economy. We expect the investment and commitment we continue to make in Ingram Micro Xvantage will further strengthen our existing relationships, attract new partners and customers and influence end user technology preferences. Xvantage continues to develop with close to two dozen patents pending, 11 million new lines of code, over a hundred AI models and nearly 20 engines powering and supporting the platform's functionality, enabling Xvantage to offer its users instant pricing, billing automation, marketing capabilities, hardware and cloud subscriptions, the ability to configure, quote and track each order, and various other insights and recommendations.***
- ***Growing our emerging technologies practices, including cybersecurity and AI, and further extending our technology portfolio to build out additional higher value, more complex product and services offerings.*** One of our investment priorities for the foreseeable future will be continued expansion of our advanced and emerging technology offerings. We plan to further expand our ecosystem by identifying emerging technologies and higher value, more complex solutions, and adding additional technology vendors to our platform.
- ***Enhancing profitability through operational improvement initiatives, digitization and automation*** We have additional opportunities to drive operational enhancement and efficiencies in areas such as pricing, management of rebates, mix enrichment, automation and warehouse efficiency, to name a few. We also plan to continue building our technology roadmap to further develop and enhance our customer and vendor interface and experience.
- ***Continuing our commitment to ESG*** We will continue to focus on environmental stewardship, social responsibility and effective governance across our global operations. We aim to continue to invest in our communities and improve our environmental performance, while developing a comprehensive environmental sustainability data management system across our operations. We are committed to minimizing our environmental impact both directly through our operations and indirectly through our

**Ingram Micro Holding Corporation has requested confidential treatment of this registration statement and associated correspondence pursuant to Rule 83 of the Securities and Exchange Commission.**

influence within our value chain. We will continue to invest in and evolve our ESG efforts, and over the next few years we expect to continue to focus on ESG competency and reporting with a continued focus on climate action and waste reduction, DE&I, supply chain risk assessments and alignment with UN Sustainable Development Goals relevant to our impacts and activities. See “—Environmental, Social and Governance.”



**Our Products and Solutions**

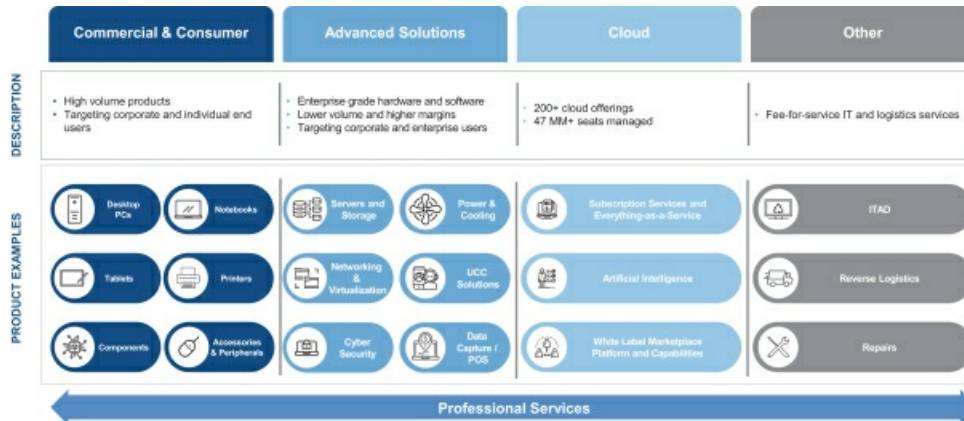
We provide a broad line of technology, services and solutions from more than 1,500 vendor partners, enabling us to offer comprehensive solutions to our reseller and retail customers. Our suppliers are the world’s most trusted technology leaders, along with emerging technology brands, which include the industry’s premier computer hardware suppliers, mobility hardware suppliers, networking equipment suppliers and software publishers such as Apple, Cisco, Dell, HPE, HPI, Lenovo and Microsoft. We also work with suppliers of computer peripherals, consumer electronics, cloud-based solutions, unified communication and collaboration, DC / POS and physical security products. Our cloud portfolio comprises third-party services and subscriptions spanning a breadth of products from solution software to infrastructure-as-a-service. Our Ingram Micro Cloud Marketplace service portfolio consists of third-party cloud-based services or subscription offerings sold through our own platform. Vendors on the platform include Adobe, Amazon Web Services, Cisco, Microsoft, Proofpoint and VMware. We sell products purchased from many vendors, but generated approximately 15%, 12%, 15% and 16% of our consolidated net sales in the Predecessor 2021 Period, the Successor 2021 Period, Fiscal Year 2022 (Successor) and Fiscal Year 2023 (Successor), respectively, from products purchased from Apple Inc. Additionally, we generated approximately 11%, 10%, 10% and 10% of our consolidated net sales in the Predecessor 2021 Period, the Successor 2021 Period, Fiscal Year 2022 (Successor) and Fiscal Year 2023 (Successor), respectively, from products purchased from HP Inc.

Our cloud marketplace, which in certain key jurisdictions has already been integrated into one unified Ingram Micro Xvantage, connects partners with what we believe to be the world’s largest cloud ecosystem, enabling them to generate demand more efficiently and provide third-party cloud-based services and subscription offerings through a digital platform for the consumption of cloud solutions in an ever-increasing cloud-centric world. We support more than 200 cloud solutions and manage over 33 million seats through our cloud marketplace. Our CloudBlue platform also provides services to many of the world’s leading telecommunication companies, as well as to managed service providers, technology distributors and value-added resellers, and manages over 47 million seats. Our professional services offerings add value to our partners and customers by providing data-driven business and market insights, pre-sales engineering, post-sale integration, technical support and trade credit and financing solutions to further grow their businesses. In addition, our ITAD and Reverse Logistics and Repairs businesses play an important role in advancing environmental sustainability and bridging

**Ingram Micro Holding Corporation has requested confidential treatment of this registration statement and associated correspondence pursuant to Rule 83 of the Securities and Exchange Commission.**

the digital divide through electronic device reverse logistics, refurbishment, recycling, reuse and resale for organizations, including the world’s largest mobile telecommunication providers. By helping to enable a circular economy, we help our customers in achieving their sustainability goals and enable consumers to access high-quality, affordable smartphones, computers and other devices.

We are focused on building our presence in those product categories and services and solutions that will benefit from key growth trends, such as the continuing technology shift to cloud-centric solutions, hybrid data centers, anything-as-a-service offerings, AI, hyper automation and circular economy solutions.



As part of our global presence in each of our four geographic regions, we offer customers a full spectrum of hardware and software, cloud services and logistics expertise through three main lines of business: Technology Solutions, Cloud and Other. In each geographic region we offer customers the following product categories broken down under the respective line of business.

*Technology Solutions:*

- Commercial & Consumer.** We offer a variety of higher-volume products targeted for corporate and individual end users, including desktop personal computers, notebooks, tablets, printers, components (including hard drives, motherboards, video cards, etc.), application software, peripherals, accessories and Ingram Micro branded solutions. We also offer a variety of products that enable mobile computing and productivity, including phones, phone tablets (including two-in-one “notebook/tablet” devices), smartphones, feature phones, mobile phone accessories, wearables and mobility software.
- Advanced Solutions.** We offer enterprise grade hardware and software products aimed at corporate and enterprise users and generally characterized by specific projects, which account for lower volumes but higher gross margin. And while Advanced Solutions requires higher operational expenditures, primarily in the form of technical capabilities to serve the market, the operating margin delivered by this business is also generally stronger than Commercial & Consumer offerings. Within this product category we offer servers, storage, networking, infrastructure hardware and software (covering system management, network and storage), hybrid and software-defined solutions, cybersecurity, power & cooling and virtualization (software and hardware) solutions. This category also includes training, professional services and financial solutions related to these product sets. We also offer customers DC / POS, physical security, audio visual & digital signage, UCC and Telephony, IoT (smart office/home automation) and AI products.

*Cloud:*

- Cloud-based Solutions.** Our cloud portfolio comprises third-party services and subscriptions spanning a breadth of products from solution software through infrastructure-as-a-service. As technology

**Ingram Micro Holding Corporation has requested confidential treatment of this registration statement and associated correspondence pursuant to Rule 83 of the Securities and Exchange Commission.**

consumption increasingly moves to XaaS, we have expanded our cloud solutions to more than 200 third-party cloud-based services or subscription offerings, including business applications, security, communications and collaboration, cloud enablement solutions and infrastructure-as-a-service. Also included here are the offerings of our CloudBlue business, which provides customers with multi-channel and multi-tier catalog management, subscription management, billing and orchestration capabilities through a SaaS model.

*Other:*

- **Other offerings.** We provide customers with ITAD, reverse logistics and repair and other related solutions, and prior to April 2022 included the operations sold through the CLS Sale further described herein. See “—CLS Sale.” These offerings represent less than 10% of net sales for all periods presented herein.

Our business also includes a comprehensive suite of environmentally focused IT asset disposition solutions from intake to disposal, as well as reverse logistics and repairs solutions. These services operate at the convergence of the digital revolution, increasing demand for environmentally sustainable solutions and growing data security requirements, and include responsibly collecting and beneficially repurposing e-waste through remanufacturing, data sanitization, recycling, refurbishing and reselling technology devices, and asset recovery and management solutions, all through our ITAD and Reverse Logistics and Repairs businesses. Furthermore, offerings within our reverse logistics business include returns management, repair and refurbishment and an aftermarket sales channel. For more information regarding our purchase orders and customer arrangements, please see “Management’s Discussion and Analysis of Financial Condition and Results of Operations—Critical Accounting Estimates—Revenue Recognition,” our audited consolidated financial statements and related notes included elsewhere in this prospectus.

**Our Customers**

We distribute IT and mobility solutions to more than 161,000 customers, including resellers, system integrators and retailers. We conduct business with most of the leading resellers of IT products and services around the world and with many of the world’s leading mobility companies. We serve a customer base that includes value-added resellers, corporate resellers, retailers, custom installers, systems integrators, mobile network operators, mobile virtual network operators, direct marketers, internet-based resellers, independent dealers, product category specialists, reseller purchasing associations, managed service providers, cloud services providers, PC assemblers, independent agents and dealers, IT and mobile device manufacturers and other distributors. Many of our customers are heavily dependent on partners with the necessary systems, capital, inventory availability, logistics capabilities and distribution and repair facilities in place to provide fulfillment and other services. We benefit from a broad geographic presence in 59 countries and are trusted by many of the world’s leading telecommunications companies, mobile operators and retail and consumer brands. We aim to reduce our exposure to the impact of business fluctuations by maintaining a balance in the customer categories we serve. No single customer accounted for more than 10% of our total net sales in any of the periods presented herein.

**Sales & Marketing**

Our global, customer-facing sales and marketing team drives our go-to-market model centered on a deep understanding of our customer needs, and a goal to provide the industry’s broadest solutions offering to meet evolving customer demand and increasing technology complexity. We have operations in 59 countries, spanning all global regions, while also serving many additional geographies through various export sales offices, including general telesales operations into numerous markets. Our sales teams work closely with our marketing organization to actively pursue leads generated from marketing programs and guide prospective customers through the sales process.

**Ingram Micro Holding Corporation has requested confidential treatment of this registration statement and associated correspondence pursuant to Rule 83 of the Securities and Exchange Commission.**

Our marketing effort is focused on generating awareness of Ingram Micro’s solutions offering, creating sales leads, establishing and promoting our brand and our vendor partners’ products. Additionally, we offer a wide range of training, professional services, education and support offerings to enable our customers to rapidly onboard, adopt and ultimately realize value from our platform.

Our sales and marketing organization includes sales development, sales operations, field sales and marketing personnel. As of December 30, 2023, we had approximately 12,700 associates in our sales and marketing organization.

**Competition**

We operate in a competitive environment globally. Competition in our business is based primarily on factors such as level of service, product and solution breadth and availability, subscription management capabilities, credit terms and availability, price, speed of delivery, effectiveness of sales and marketing programs, real-time analytic offerings and e-commerce tools. We compete with other high-volume and value-added international distributors, as well as numerous other smaller, specialized local and regional competitors who generally focus on narrower markets, products, or particular sectors. We also face competition from our vendors that sell directly to resellers, retailers and end-users. Our top competitors include global companies such as TD Synnex, Arrow Electronics, Inc., Scansource, Inc., Westcon-Comstor, Synnex Technology International and Anixter International, and local and regional distributors such as Also Holding, Esprinet, Redington, Exclusive Networks, Intcomex, AppDirect and Pax8, along with a number of other smaller local distributors.

We believe that we are well-equipped to outperform our competitors in all areas due to our comprehensive product and service offerings, broad global reach, highly skilled workforce and global distribution network.

**Government Regulation**

We are subject to a number of U.S. federal, U.S. state and foreign laws and regulations, covering tax, environmental (relating to product stewardship, including the European Union Waste Electrical and Electronic Equipment Directive), labor and employment, workplace safety advertising, intellectual property, federal securities, trade protection, anti-money-laundering, anti-corruption and anti-bribery, anti-competition, antitrust, internet and e-commerce, network security, encryption, payments and consumer protection relating to the promotion and sale of merchandise and the operation of fulfillment centers. The products we sell may be subject to tariffs, treaties and various trade agreements, as well as foreign and domestic laws and regulations affecting the import and export of IT products. For more information on the risks associated with complying with applicable laws, please see “Risk Factors—Risks Related to the Macroeconomic and Regulatory Environment—We operate a global business that exposes us to risks associated with conducting business in multiple jurisdictions” and “Risk Factors—Risks Related to the Macroeconomic and Regulatory Environment—Our failure to comply with the requirements of environmental, health and safety regulations or other laws and regulations applicable to a distributor of consumer products could adversely affect our business.”

We are also subject to data privacy, data security and data protection laws and regulations that impose restrictions on the collection, processing and use of personal data in the jurisdictions in which we operate. For instance, we are subject to the California Consumer Privacy Act and other U.S. state comprehensive privacy laws; the GDPR and EEA member state implementing laws, including as retained in UK law; other similar laws in Brazil and elsewhere; restrictions related to e-marketing, including the ePrivacy Directive in the EEA and the Privacy and Electronic Communications Regulation in the UK; and data localization requirements in China and Russia. The legal and regulatory environment in this space is constantly developing, with an expanding number of jurisdictions considering or enacting new privacy or data security laws, which may not correspond with previously enacted requirements. Ensuring our ongoing compliance with any new requirements may generate additional or unanticipated costs, or otherwise impact our financial condition. For more information on risks related to the development of these laws, see “Risk Factors—Risks Related to Information Technology, Data

**Ingram Micro Holding Corporation has requested confidential treatment of this registration statement and associated correspondence pursuant to Rule 83 of the Securities and Exchange Commission.**

Privacy and Intellectual Property—Changes in the regulatory environment regarding privacy and data protection regulations could have a material adverse effect on our results of operations.”

We monitor changes in the laws and regulations to which we are subject. Our legal and compliance team and our information security team oversee our data protection strategy and monitor our compliance with laws and regulations generally. These teams manage, implement and oversee internal privacy policies and security measures, including regular monitoring and testing of systems and equipment.

We believe that we are in material compliance with applicable laws and regulations, and we are not aware of any laws or regulations that are likely to materially impact our net sales, cash flow or competitive positions or result in any material expenditures. However, many of the laws and regulations to which we are subject continue to develop and could be interpreted, applied or amended in ways that are unfavorable to our business.

#### Facilities

We have operations in 59 countries, spanning all global regions as set forth in the chart below. Our global infrastructure comprises nearly 11 million square feet across 125 logistics and service centers. Our geographic reach extends into four main regions: North America, EMEA, Asia-Pacific and Latin America.

Regions	Country
North America (2)	United States, Canada
EMEA (37)	Austria, Belgium, Bosnia and Herzegovina, Bulgaria, Croatia, Czech Republic, Denmark, Egypt, Finland, France, Germany, Hungary, Ireland, Israel, Italy, Kosovo, Lebanon, Luxembourg, Morocco, The Netherlands, North Macedonia, Norway, Oman, Pakistan, Poland, Portugal, Qatar, Romania, Saudi Arabia, Serbia, Slovenia, Spain, Sweden, Switzerland, Turkey, United Arab Emirates, United Kingdom
Asia-Pacific (13)	Australia, Bangladesh, The People’s Republic of China, Hong Kong, India, Indonesia, Japan, Malaysia, New Zealand, Philippines, Singapore, Sri Lanka, Thailand
Latin America (7)	Brazil, Chile, Colombia, Costa Rica, Mexico, Peru, Uruguay

Our headquarters is in Irvine, California and consists of over 200,000 rentable square feet of space pursuant to a lease that expires on July 31, 2026.

#### Our Trademarks and Service Marks

We own or license various trademarks and service marks, including, among others, “Ingram Micro,” the Ingram Micro logo, “V7” (Video Seven), “CloudBlue,” “Aptec,” “Xvantage” and “Trust X Alliance.” Certain of these marks are registered, or are in the process of being registered, in the United States and various other countries. Even though our marks are not registered in every country where we conduct business, in many cases we have acquired rights in those marks because of our continued use of them.

#### Human Capital Resources

As of December 30, 2023, we had approximately 25,130 full-time associates. Additionally, as of December 30, 2023, we utilized the services of approximately 2,520 full-time equivalent temporary or contract workers at peak, who provide us with the workforce agility we require. Works councils or unions represent some of our associates in certain countries, almost exclusively where required by local regulations or brought in through acquisitions; our U.S. associates are not represented by a labor union, nor are they covered by a collective bargaining agreement.

**Ingram Micro Holding Corporation has requested confidential treatment of this registration statement and associated correspondence pursuant to Rule 83 of the Securities and Exchange Commission.**

***Diversity, Equity and Inclusion***

At Ingram Micro, our people and their diverse talents define us. Our unique perspectives generate innovative ideas; our lived differences help us find new futures; our varied strengths and weaknesses enable our growth.

Our commitment to diversity is embodied in our Together Ingram Micro program which includes Listening & Storytelling, Coaching for Actions & Habits, Learning Activities, Scorecards, Focused Diversity Talent Acquisition and Celebrations and Equity Reviews. As of December 30, 2023, women represented approximately 34% of our leaders, and approximately 42% of our associate base. We strive to continue to increase our diversity and maximize our inclusiveness throughout our company – in all countries and at all levels, while ensuring we have the best associates regardless of their race, color, religion, sex, age, national origin, disability, sexual orientation, gender identity, marital status, veteran status, citizenship or other protected criteria under state and federal laws. Our CEO, Paul Bay, has clearly communicated to our associates his commitment to, and the importance of, working hard, doing well and treating others with respect.

***Pay Equity or Total Rewards***

We believe people should be paid for what they do and how they do it, regardless of their gender, race or other personal characteristics. To deliver on that commitment, we benchmark and set pay ranges based on market data and consider factors such as an associate's role and experience, the location of their job and their performance. We also review our compensation practices, both in terms of our overall workforce and individual associates, to ensure our pay is fair and equitable. We have reviewed the compensation of associates to ensure consistent pay practices by conducting annual rewards equity reviews.

We offer total rewards that are market-competitive and performance-based, driving innovation and operational excellence. Our compensation programs, practices and policies reflect our commitment to reward short- and long-term performance that aligns with, and drives, value for our owners. Total direct compensation is generally positioned within a competitive range of the market median, with differentiation based on tenure, skills, proficiency and performance to attract and retain key talent.

***Associate Engagement***

We regularly collect feedback to better understand and improve the associate experience and identify opportunities to continually strengthen our culture. We want to know what is working well, what we can do better and how well our associates understand our priorities and live by the Tenets of Our Success. In 2023, 84% of respondents who received our annual associate survey participated. Our results equaled or exceeded our survey provider's *High Performance Benchmark* in eight of thirteen categories and equaled or increased our favorable results in eleven of thirteen categories since our last full survey in 2021.

***Training and Development***

People development is foundational to our success. We continually invest in our associates' career growth and provide a wide range of development opportunities. In 2023, approximately 77% of our executive positions were filled with internal candidates. We also deployed a new career development framework to further accelerate the development of our colleagues at all levels and areas of the business.

***Health, Safety and Wellness***

The physical health, financial well-being, life balance and mental health of our associates is vital to our success. Throughout the year, we encourage healthy behaviors through regular communications, educational sessions, voluntary progress tracking, wellness challenges and other incentives. In January 2021, we



**Ingram Micro Holding Corporation has requested confidential treatment of this registration statement and associated correspondence pursuant to Rule 83 of the Securities and Exchange Commission.**

implemented a global employee assistance program to ensure that all associates and their immediate families have access to many tools and sources of support that address their financial, physical and mental well-being. Our warehouse and integration facilities continue to represent our most significant health and safety risks. Our global health and safety leadership team uses our global injury and illness reporting system to assess trends regionally and worldwide as part of quarterly reviews. Managing and reducing risks at these facilities remains a focus, and injury rates continue to be low.

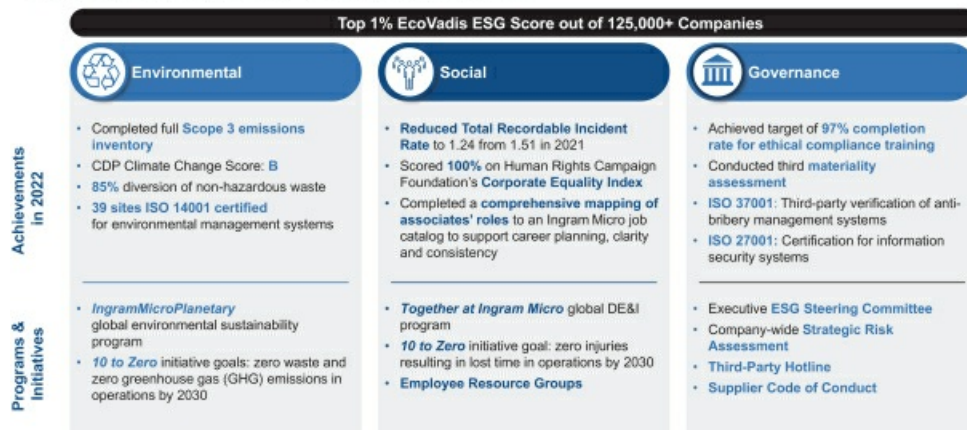
**Environmental, Social and Governance**

Our ESG program is overseen by our executive ESG steering committee, consisting of our:

- Chief Executive Officer,
- Executive Vice President and Chief Financial Officer,
- Executive Vice President, Secretary and General Counsel,
- Executive Vice President, Human Resources, and
- Executive Vice President, Global Operations and Engineering.

The executive ESG steering committee receives periodic briefings from our Global ESG team and individual program owners that include ESG risks and developments. We are constantly in the process of determining meaningful and impactful actions we can take to drive ESG improvements.

**Commitment to ESG Initiatives**



In 2021, we launched a new company-wide ESG program called IngramMicroESG. The program is administered by a dedicated team located at our corporate headquarters in Irvine, California, that is responsible for setting program strategy, initiatives and monitoring progress, all under the guidance of the executive ESG steering committee.

Responsibility is one of the Tenets of Our Success as a company, and environmental stewardship is one area in which we demonstrate our responsibility. Our Environmental Stewardship Policy provides specific guidance to management and associates on their specific responsibilities. Reduction of our environmental footprint is integrated into our work culture through our IngramMicroPlanetary environmental sustainability program, which



**Ingram Micro Holding Corporation has requested confidential treatment of this registration statement and associated correspondence pursuant to Rule 83 of the Securities and Exchange Commission.**

we use to monitor and track our environmental impact, set context-and risk-based goals and drive and recognize outstanding environmental stewardship. We also seek to reduce our environmental footprint through our LEAN operational efficiency program, which is a process-based approach to analyzing operations to identify and eliminate inefficiencies, such as materials waste and excess utilities usage. We have established targets for reducing greenhouse gas emissions and waste in our operations. To support a circular economy, our ITAD solutions focus on the reuse and recycling of electronics, and in the United States, four of our ITAD processing facilities are e-Stewards certified. Since 2019, we have been a registered SmartWay Shipper Partner in the EPA's SmartWay Program, which allows us to benchmark our performance and assess the environmental impact of our transportation in the United States, as well as measure the fuel efficiency of our carrier partners, helping us address the carbon impacts of goods movement within our value chain.

We help our associates and communities thrive through career development programs, embracing inclusivity and diversity while promoting service and our continued focus on health and safety. In addition to launching our *Together at Ingram Micro* DE&I program, in 2020 and 2021 we formalized our first employee resource groups. We earned a top score of 95% on the Human Rights Campaign Foundation's Corporate Equality Index in 2023. We are proud to support the philanthropic interests of our associates through volunteerism and giving programs.

We believe our culture of ethics and integrity is built on a foundation of strong corporate governance, encapsulated in our Code of Conduct. Fair business practices are fundamental to our ability to establish trust with our partners, our associates and the communities in which we operate as well as maintain our reputation. Our ethical compliance program, which is overseen by the audit committee of our board of directors, covers areas such as anti-corruption, anti-bribery, anti-money laundering and harassment and whistleblower compliance. The program spans all our entities, across all operating regions and markets in which we have a presence. Our anti-bribery management system has been verified by Ethisphere as meeting the requirements of ISO 37001. We are also a member of the Global Technology Distribution Council, which comprises the technology industry's top wholesale distributors who drive more than \$150 billion in annual worldwide sales, allowing us to participate in the development of an industry approach to address corruption.

In early 2024, the Company's broad-based ESG efforts were recognized by EcoVadis, a well-known thirdparty provider of evidence-based business sustainability assessments, who gave Ingram Micro a platinum medal rating, reserved for the top one percent of the more than 125,000 companies on its platform. We believe this recognition signifies a substantial validation of our company's commitment to ESG initiatives and our leadership in sustainable and responsible business operations.

**Legal Proceedings**

From time to time we are involved in legal proceedings and subject to investigations, inspections, audits, inquiries and similar actions by government authorities, arising in the normal course of our business. Other than as discussed in Note 10, "Commitments and Contingencies," to our audited consolidated financial statements, we do not believe that the currently pending proceedings will have a material adverse effect on our results of operations or financial condition.

**Ingram Micro Holding Corporation has requested confidential treatment of this registration statement  
and associated correspondence pursuant to Rule 83 of the Securities and Exchange Commission.**

**MANAGEMENT**

**Our Executive Officers and Directors**

Below are the names, ages as of February 1, 2024, positions and a brief account of the business and experience of certain individuals who we expect will serve as our executive officers and directors at the completion of the offering.

Name	Age	Position
<b>Executive Officers:</b>		
Alain Monié	73	Executive Chairman and Director Nominee*
Paul Bay	53	Chief Executive Officer and Director Nominee*
Michael Zilis	53	Executive Vice President and Chief Financial Officer
Scott Sherman	58	Executive Vice President, Human Resources
Augusto Aragone	51	Executive Vice President, Secretary and General Counsel
<b>Directors and Director Nominees:</b>		
Felicia Alvaro	63	Director Nominee*
Anne Chow	57	Director Nominee*
Christian Cook	53	Director Nominee*
Tracey Doi	63	Director Nominee*
Bryan Kelln	58	Director Nominee*
Jacob Kotzubei	55	Director Nominee*
Matthew Louie	46	Director Nominee*
Eric Worley	53	Director Nominee*
Mary Ann Sigler	69	Director

\* To be elected to the board upon or before consummation of this offering

**Executive Officers**

*Alain Monié* formerly served as the Chief Executive Officer of Ingram Micro and was named Executive Chairman of the Company on January 1, 2022. Mr. Monié will serve as the Executive Chairman of the Company until the earlier of December 31, 2024 or the date of an initial public offering or certain similar transactions. Mr. Monié had served as Ingram Micro's Chief Executive Officer since January 20, 2012 until January 1, 2022. He rejoined Ingram Micro as our President and Chief Operating Officer on November 1, 2011, after a year as Chief Executive Officer of APRIL Management Pte., a multinational industrial company based in Singapore. Prior to his role at APRIL Management Pte., Mr. Monié served as President and Chief Operating Officer of Ingram Micro from 2007 to 2010 and initially joined Ingram Micro in February 2003 as Executive Vice President, and served in that role and as President of Ingram Micro Asia-Pacific from January 2004 to August 2007. Prior to joining Ingram Micro, Mr. Monié spent more than two years as President of the Latin American Division of Honeywell International. He joined Honeywell through the corporation's merger with Allied Signal Inc., where he built a 17-year career on three continents, progressing from a regional sales manager to head of Asia-Pacific operations from October 1997 to December 1999. Mr. Monié has been a member of the board of directors of The AES Corporation since July 2017 and was a member of the board of directors of Expedito International of Washington, Inc. from May 2017 to May 2020 and Amazon.com, Inc. from November 2008 to May 2016. As a seasoned executive and Chief Executive Officer of Ingram Micro, Mr. Monié brings in-depth knowledge of Ingram Micro's business operations and strategy that is important to the board of directors' oversight of strategy, succession planning, enterprise risk management, compensation and implementation of sound corporate governance practices for Ingram Micro. Mr. Monié earned a Master's degree in business administration from the Institut Supérieur des Affaires, France (now part of the HEC Group). He received high honors in automation engineering studies at the École Nationale Supérieure d'Arts et Métiers (ENSAM) France.

**Ingram Micro Holding Corporation has requested confidential treatment of this registration statement and associated correspondence pursuant to Rule 83 of the Securities and Exchange Commission.**

**Paul Bay** assumed the role of Chief Executive Officer of Ingram Micro on January 1, 2022. Mr. Bay had served as Ingram Micro's Executive Vice President and President of Global Technology Solutions since January 2020. Prior to that, he served as Ingram Micro's Executive Vice President and Group President of the Americas from August 2018 to December 2019, Executive Vice President and Chief Executive of Ingram Micro U.S. and Miami Export from 2015 to August 2018, and Sr. Executive Vice President and President of Ingram Micro North America from 2013 to 2014. Mr. Bay first joined Ingram Micro in 1995 and served in various roles of increasing responsibility until 2006. Mr. Bay then served as CEO of Punch! from 2006 to 2010 and rejoined Ingram Micro in 2010. Mr. Bay holds a Bachelor's degree in speech communication from California State University, Northridge.

**Michael Zilis** has served as Ingram Micro's Executive Vice President and Chief Financial Officer since January 2020. Prior to that, he served as Ingram Micro's Executive Vice President of Asia-Pacific from August 2016 to December 2019, and has served in various other operational and finance roles since joining Ingram Micro in 2006. As Executive Vice President and Chief Financial Officer, Mr. Zilis is responsible for Ingram Micro's global finance organization, including financial planning and analysis, mergers and acquisitions, treasury and risk management, financial operations, accounting and reporting, and internal audit, tax and global business processes. Prior to joining Ingram Micro, Mr. Zilis held roles at Avnet, Inc. and Arthur Andersen LLP. Currently, Mr. Zilis serves as a director of Veritone, Inc. (Nasdaq: VERI). Mr. Zilis received his Bachelor of Science degree in Finance and Accounting from Boston College.

**Scott Sherman** has served as Ingram Micro's Executive Vice President of Human Resources since May 2015. As Executive Vice President of Human Resources, Mr. Sherman is responsible for the identification, development and implementation of the company's human resources strategies in support of the organization's global objectives. Mr. Sherman oversees all aspects of human resources worldwide, including organization development and talent management, compensation and benefits, payroll, learning and development. Prior to joining Ingram Micro, Mr. Sherman served as Executive Vice President of Human Resources and a member of the Executive Committee at Allergan from September 2010 to March 2015. Mr. Sherman also held human resources roles at Medtronic, and human resources and territory management roles at Exxon. Mr. Sherman received his Bachelor of Arts degree in International Affairs from the George Washington University and holds a Master of Industrial and Labor Relations from Cornell University's School of Industrial and Labor Relations.

**Augusto Aragone** has served as Ingram Micro's Executive Vice President, Secretary and General Counsel since December 2016. Prior to that, Mr. Aragone served a variety of legal leadership roles with the company, especially in the areas of mergers and acquisitions and finance transactions, originally joining as regional counsel for Latin America in 2008. As Executive Vice President, Secretary and General Counsel, Mr. Aragone oversees all aspects of Ingram Micro's worldwide legal department, including managing Ingram Micro's team of legal professionals, preventing and resolving disputes, promoting Ingram Micro's contractual rights and safeguarding Ingram Micro's assets. Prior to joining Ingram Micro, Mr. Aragone served as legal director for Latin America for DHL and held several business roles across the international logistics industry in Latin America. Mr. Aragone holds a Juris Doctor degree from Uruguay State University, a Master's degree from Bologna University in Italy and a Master of Laws degree from the University of Miami. He is admitted to the New York bar.

**Directors**

**Felicia Alvaro** served as Chief Financial Officer and Treasurer for Ultimate Software from 2018 until her retirement in 2020, a period during which she oversaw the company's transition in 2019 from a publicly traded company to a privately held company. Ms. Alvaro joined Ultimate Software as Vice President of Finance in 1998, shortly after the company's initial public offering. During her 22-year tenure at Ultimate Software, she was responsible for the company's accounting, finance, privacy, risk and compliance, financial planning, tax, treasury and financial systems teams. Previously, Ms. Alvaro spent 11 years in finance and accounting positions at Precision Response Corporation, Pueblo Xtra International and KPMG. She served as a director and as Audit Committee Chair of Cornerstone OnDemand, a publicly traded company at the time of her joining, from 2020 until it was acquired and taken private in 2021. She also served as a director and as Audit Committee Chair of

**Ingram Micro Holding Corporation has requested confidential treatment of this registration statement and associated correspondence pursuant to Rule 83 of the Securities and Exchange Commission.**

ServiceMax, a privately held company, from 2021 until its sale in 2023 to PTC, a publicly traded company. Ms. Alvaro holds a Bachelor of Science in Accounting from Southeastern Louisiana University and is a Certified Public Accountant in Georgia. Ms. Alvaro was selected to serve on our board of directors due to her decades of senior executive leadership experience and expertise in accounting, auditing, financial reporting, financial planning and analysis, risk oversight and general compliance.

**Anne Chow** served as Chief Executive Officer – AT&T Business from 2019 until her retirement in 2022. In that role, Ms. Chow was responsible for the Business Solutions organization of AT&T (NYSE: T), serving nearly 3 million business customers in more than 200 countries and territories around the world. In total, Ms. Chow spent more than thirty years at AT&T in a variety of executive leadership positions, including President – National Business from 2017 to 2019, President – Integrator Solutions from 2016 to 2017, Senior Vice President – Global Solutions & Sales Operations from 2014 to 2015, and Senior Vice President – Premier Client Group from 2008 to 2014. In 2022, she was appointed as adjunct professor of executive education at the Kellogg School of Management at Northwestern University. Ms. Chow currently serves as Lead Independent Director of the board of directors of FranklinCovey (NYSE: FC), where she also chairs the Corporate Governance and Nominating Committee and is a member of the Organization and Compensation Committee and the Innovation and Growth Committee, and as a director of 3M (NYSE: MMM), where she is a member of the Compensation and Talent Committee and the Science, Technology & Sustainability Committee. Ms. Chow holds Bachelor of Science and Master of Engineering degrees in Electrical Engineering from Cornell University and a Master of Business Administration from the Johnson Graduate School of Management at Cornell University. Ms. Chow was selected to serve on our board of directors due to her significant global leadership experience as well as her extensive sales, strategy, product management, operations and technology expertise developed over three decades within one of the world's largest multinational corporations.

**Christian Cook** is currently a Managing Director at Platinum Advisors with responsibility for managing the transition of newly acquired companies into Platinum's portfolio. Post-transition, he also has responsibility for strategy, value creation and operational performance at select global portfolio companies. Since his joining Platinum Advisors in 2013, Mr. Cook has served as an officer of a number of Platinum's portfolio companies, notably Vertiv Holdings Co (NYSE: VRT), a manufacturer of technology and data center infrastructure equipment. Prior to joining Platinum Advisors, Mr. Cook was with AlixPartners where he focused on the operational improvements and cost reduction opportunities during high urgency situations, often serving interim C-suite roles such as CEO and COO. Mr. Cook holds a Bachelor of Mechanical Engineering degree from the Georgia Institute of Technology and holds a Master's of International Business Studies degree from the University of South Carolina. Mr. Cook was selected to serve on our board of directors due to his experience related to private equity, transactional matters and operational performance on a global scale.

**Tracey Doi** served as Chief Financial Officer and Group Vice President for Toyota Motor North America, the largest subsidiary of Toyota Motor Corporation (NYSE: TM), from 2003 until her retirement in 2022. She joined Toyota in 2000 as Vice President, Corporate Controller and her responsibilities continued to expand upon her elevation to CFO in 2003. Currently, Ms. Doi serves as a director and member of the Audit & Finance Committee and Cybersecurity Committee of Quest Diagnostics (NYSE: DGX) and as a director and member of the Audit and Finance Committee of Pentair PLC (NYSE: PNR). In addition, she is an independent board trustee and serves on the Audit, Nomination & Governance and Ethics Committees for SunAmerica Series Trust and Season Series Trust, open-end management investment companies. Previously Ms. Doi served as a director of City National Bank, a Royal Bank of Canada company, from 2016 to 2022, where she also chaired the Audit Committee and was a member of the Compensation Committee. Ms. Doi also serves on the boards of 50/50 Women on Boards, National Association of Corporate Directors North Texas, National Asian/Pacific Islander American Chamber of Commerce and Entrepreneurship Foundation, International Women's Forum – Dallas and the Japanese American National Museum. Ms. Doi holds a Bachelor of Arts degree in Business Economics from the University of California, Los Angeles. Ms. Doi was selected to serve on our board of directors due to her extensive executive experience with a multinational corporation operating in a complex industry, including her experience in corporate finance, general management and strategic planning.

**Ingram Micro Holding Corporation has requested confidential treatment of this registration statement and associated correspondence pursuant to Rule 83 of the Securities and Exchange Commission.**

**Bryan Kelln** joined Platinum Advisors in 2008 and is a Partner and President of Portfolio Operations at the firm and is a member of the firm's Investment Committee. Mr. Kelln is responsible for all aspects of business strategy and operations at the firm's portfolio companies and is involved in evaluating buy- and sell-side opportunities across the firm. Mr. Kelln works closely with the firm's operations team as well as portfolio company executive management to drive strategic initiatives and to deploy operational resources. Prior to joining Platinum Advisors, Mr. Kelln was Senior Vice President and Chief Operating Officer at Nortek, Inc. Previously Mr. Kelln was a senior executive at Jacuzzi Brands, Inc. where he served as President of Jacuzzi, Inc. and an Operating Executive with the Jordan Company, a private investment firm where he was involved in acquisitions, divestitures and operations for the firm and served as a board member of portfolio companies. Additionally, Mr. Kelln has also served as President and CEO of RockShox, Inc., Senior Vice President at General Cable Corporation and as a Partner in the Supply Chain Management Practice of Mercer Management Consulting. Mr. Kelln holds a bachelor's degree from Washington State University and a Masters of Business Administration from The Ohio State University, Fisher College of Business. Mr. Kelln has served as a director or manager of a number of Platinum's portfolio companies. Mr. Kelln serves on the board of directors of Custom Truck One Source, Inc. (NYSE: CTOS), and he is a former director of Key Energy Services, Inc. (2016 to 2020) and Verra Mobility Corporation (NASDAQ: VRRM) (2018 to 2021). Mr. Kelln was selected to serve on our board of directors due to his experience related to private equity, transactional matters and post-acquisition monitoring and oversight of operational performance at portfolio companies.

**Jacob Kotzubei** joined Platinum Advisors in 2002 and is a Partner and co-President at the firm. Prior to joining Platinum Advisors in 2002, Mr. Kotzubei was a Vice President of the Goldman Sachs Investment Banking Division – High Tech Group in New York City, and the head of the East Coast Semiconductor Group. Previously, he was an attorney at Sullivan & Cromwell LLP in New York City, specializing in mergers and acquisitions. Mr. Kotzubei received a Bachelor of Arts degree from Wesleyan University and holds a Juris Doctor from Columbia University School of Law. Mr. Kotzubei serves on the board of directors of Ryerson Holding Corporation (NYSE: RYI) and Vertiv Holdings Co (NYSE: VRT), and is a former director of Key Energy Services, Inc. (2016 to 2022), Verra Mobility Corporation (NASDAQ: VRRM) (2018 to 2021) and KEMET Corporation (2011 to 2020). Mr. Kotzubei was selected to serve on our board of directors due to his experience in executive management oversight, private equity, capital markets, mergers and acquisitions and other transactional matters.

**Matthew Louie** joined Platinum Advisors in 2008. Mr. Louie is a Managing Director at the firm and is responsible for the structuring and execution of acquisition and divestiture transactions. Prior to joining Platinum Advisors in 2008, Mr. Louie was an investment professional at American Capital Strategies, a middle-market focused private equity firm. Prior to American Capital, Mr. Louie worked in venture capital and growth equity at both Canaan Partners and Agilent Technologies, and in investment banking at Donaldson, Lufkin & Jenrette. Mr. Louie holds undergraduate degrees in both Economics and Political Science from Stanford University. He also holds a Master's degree in Business Administration from Harvard Business School. Mr. Louie serves as a manager of a number of Platinum's portfolio companies and serves on the board of directors of Vertiv Holdings Co (NYSE: VRT). Mr. Louie was selected to serve on our board of directors due to his experience related to private equity, capital markets, transactional matters and post-acquisition monitoring and oversight of operational performance at portfolio companies.

**Mary Ann Sigler** has served as a director of Ingram Micro since the acquisition of the company by Platinum in July of 2021. Ms. Sigler is Executive Vice President, Chief Financial Officer and Treasurer of Platinum Advisors. She joined Platinum Advisors in 2004 and is responsible for overall accounting, tax and financial reporting, as well as managing strategic planning projects for the firm. Prior to joining Platinum Advisors, Ms. Sigler was with Ernst & Young LLP for 25 years where she was a partner. Ms. Sigler holds a Bachelor of Arts degree in Accounting from California State University at Fullerton and a Master's degree in Business Taxation from the University of Southern California. Ms. Sigler is a Certified Public Accountant in California, as well as a member of the American Institute of Certified Public Accountants and the California Society of Certified Public Accountants. She currently serves on the board of directors of Ryerson Holding Corporation (NYSE: RYI). We

**Ingram Micro Holding Corporation has requested confidential treatment of this registration statement and associated correspondence pursuant to Rule 83 of the Securities and Exchange Commission.**

believe that Ms. Sigler's qualifications to serve on our board of directors include her extensive and significant business, financial and investment experience and prior involvement with Platinum's investment in Ingram Micro.

*Eric Worley* joined Platinum Advisors in 2001. Mr. Worley is currently a Managing Director at the firm and is responsible for financial due diligence and supporting the structuring and execution of acquisition and divestiture transactions. Post-acquisition, he also has responsibilities related to monitoring and oversight of financial performance at select portfolio companies. Since joining Platinum Advisors, Mr. Worley has served as an officer, director and member of the operating council for a number of Platinum's portfolio companies. Prior to joining Platinum Advisors, Mr. Worley was with Ernst & Young in its Transaction Support and Audit practices in Los Angeles and London. Mr. Worley holds a Bachelor's Degree in Accounting from Michigan State University and is a former CPA in the State of California. Mr. Worley was selected to serve on our board of directors due to his experience related to private equity, transactional matters and post-acquisition monitoring and oversight of financial performance on a global scale.

**Board Composition**

Our business and affairs are managed under the direction of our board of directors.

The number of directors which shall constitute our board of directors will initially be fixed at eleven directors, set forth above. The authorized number of directors may be changed by resolution of our board of directors. Vacancies on our board of directors can be filled by resolution of our board of directors. Upon the completion of the offering, our board of directors will be divided into three classes, each serving staggered three-year terms:

- our Class I directors will be Anne Chow, Alain Monié and Christian Cook, and their terms will expire at the first annual meeting of stockholders following the date of this prospectus;
- our Class II directors will be Felicia Alvaro, Bryan Kelln, Mary Ann Sigler and Eric Worley, and their terms will expire at the second annual meeting of stockholders following the date of this prospectus; and
- our Class III directors will be Paul Bay, Jacob Kotzubei, Matthew Louie and Tracey Doi, and their terms will expire at the third annual meeting of stockholders following the date of this prospectus.

As a result, only one class of directors will be elected at each annual meeting of stockholders, with the other classes continuing for the remainder of their respective terms. See "Description of Capital Stock."

In addition, pursuant to the Investor Rights Agreement we expect to enter into in connection with this offering, Platinum will have the right to designate nominees to our board of directors subject to the maintenance of certain ownership requirements in us. See "Certain Relationships and Related Person Transactions—Investor Rights Agreement."

**Board Independence**

Our board of directors has affirmatively determined that Felicia Alvaro, Tracey Doi and Anne Chow do not have a relationship that would interfere with the exercise of independent judgment in carrying out the responsibilities of a director and that each of these directors is "independent" as that term is defined under the applicable rules and regulations of the SEC and the listing standards of the NYSE. In making these determinations, our board of directors considered the current and prior relationships that each such director nominee has with our Company, Platinum and all other facts and circumstances our board of directors deemed relevant in determining their independence.

**Ingram Micro Holding Corporation has requested confidential treatment of this registration statement and associated correspondence pursuant to Rule 83 of the Securities and Exchange Commission.**

**Controlled Company Exception**

After the completion of this offering, Platinum will continue to beneficially own shares representing more than 50% of the voting power of our shares eligible to vote in the election of directors. As a result, we will be a “controlled company” within the meaning of the NYSE’s governance standards. Under such corporate governance standards, a company of which more than 50% of the voting power is held by an individual, group or another company is a “controlled company” and may elect not to comply with certain corporate governance standards, including the requirements that (1) a majority of our board of directors consist of independent directors, (2) our board of directors have a compensation committee that is composed entirely of independent directors with a written charter addressing the committee’s purpose and responsibilities, and (3) that our director nominations be made, or recommended to the full board of directors, by our independent directors or by a nominations committee that is composed entirely of independent directors and that we adopt a written charter or board resolution addressing the nominations process.

For at least a period of time following this offering, we intend to utilize all of these exemptions. As a result, following this offering, we will not be required to have a majority of independent directors on our board of directors and will not be required to have compensation or nominating and corporate governance committees that are composed entirely of independent directors. Accordingly, our stockholders will not have the same protections afforded to stockholders of companies that are subject to all of the corporate governance requirements of the NYSE. In the event that we cease to be a “controlled company” and our shares continue to be listed on the NYSE, we will be required to comply with these provisions within the applicable transition periods.

If at any time we cease to be a controlled company, we will take all action necessary to comply with the independence requirements, subject to any permitted “phase-in” period.

**Committees of the Board of Directors**

Upon the listing of our shares on the NYSE, our board of directors will have three standing committees: an audit committee, compensation committee, and nominating and corporate governance committee, each of which will operate under a charter that has been approved by our board of directors. In addition, from time to time, special committees may be established at the direction of the board of directors when necessary to address specific issues. Our chief executive officer and other executive officers will regularly report to the non-executive directors and the audit committee, compensation committee, and nominating and corporate governance committee to ensure effective and efficient oversight of our activities and to assist in proper risk management and the ongoing evaluation of management controls. Upon the listing of our shares on the NYSE, copies of each committee’s charter will be posted on our website, [www.ingrammicro.com](http://www.ingrammicro.com). The reference to our website address does not constitute incorporation by reference of the information contained at or available through our website, and you should not consider such information to be a part of this prospectus.

***Audit Committee***

Upon the completion of this offering, we expect to have an audit committee, consisting of Tracey Doi, who will be serving as the Chair, Felicia Alvaro and Anne Chow. Each of Tracey Doi, Felicia Alvaro and Anne Chow qualify as an independent director under the NYSE’s corporate governance standards and the independence requirements of Rule 10A-3 of the Exchange Act. Our board of directors has determined that Tracey Doi qualifies as an “audit committee financial expert” as such term is defined in Item 407(d)(5) of Regulation S-K.

The primary purposes of the audit committee are to prepare the audit committee report required by the SEC and to assist our board of directors with its oversight of (1) our risk management policies and procedures; (2) the audits and integrity of our financial statements; (3) the effectiveness of our internal controls over financial reporting; (4) our compliance with legal and regulatory requirements; (5) the qualifications, performance and independence of the outside auditors; and (6) the performance of our internal audit function.

**Ingram Micro Holding Corporation has requested confidential treatment of this registration statement and associated correspondence pursuant to Rule 83 of the Securities and Exchange Commission.**

***Compensation Committee***

Upon completion of this offering, we expect to have a compensation committee consisting of Jacob Kotzubei, who will be serving as the Chair, Mary Ann Sigler, Bryan Kelln and Felicia Alvaro. The primary purposes of the compensation committee are to review and approve corporate goals and objectives relevant to the compensation of our Chief Executive Officer and the other senior executives; to evaluate the performance of the Chief Executive Officer and the other senior executives in light of such goals and objectives; to determine and approve the compensation of our Chief Executive Officer and the other senior executives; to make recommendations to our full board of directors with respect to incentive-based and equity-based compensation plans that are subject to board approval; to prepare the disclosure required by SEC rules; and to oversee our overall compensation structure, policies and programs.

***Nominating and Corporate Governance Committee***

Upon completion of this offering, we expect to have a nominating and corporate governance committee consisting of Matthew Louie, who will be serving as the Chair, Christian Cook, Anne Chow and Eric Worley. The primary purposes of the nominating and corporate governance committee are to review and make recommendations to our full board of directors regarding the structure and composition of the board and its committees, including identifying qualified director nominees consistent with criteria approved by our board of directors; to develop and recommend corporate governance guidelines to our full board of directors; and to oversee the evaluation of our board of directors, its committees, and our management team.

***Compensation Committee Interlocks and Insider Participation***

None of the members of our compensation committee is or has at any time during the past year been an officer or employee of ours. None of our executive officers serves as a member of the compensation committee or board of directors of any other entity that has an executive officer serving as a member of our board of directors or compensation committee.

We are parties to certain transactions with Platinum and its affiliates and certain of our directors described in the section of this prospectus entitled "Certain Relationships and Related Person Transactions."

***Role of our Board of Directors in Risk Oversight***

Our board of directors is responsible for overseeing our risk management process. Our board of directors focuses on our general risk management strategy, the most significant risks facing us and oversees the implementation of risk mitigation strategies by management. Our board of directors is also apprised of particular risk management matters in connection with its general oversight and approval of corporate matters and significant transactions.

***Code of Conduct***

We have adopted a Code of Conduct that applies to all of our directors, officers and team members, including our chief executive officer and chief financial and accounting officer. Our Code of Conduct will be available on our website upon the completion of this offering. Our Code of Conduct is a "code of ethics," as defined in Item 406(b) of Regulation S-K. We will make any legally required disclosures regarding amendments to, or waivers of, provisions of our code of ethics on our website.



**Ingram Micro Holding Corporation has requested confidential treatment of this registration statement and associated correspondence pursuant to Rule 83 of the Securities and Exchange Commission.**

**EXECUTIVE COMPENSATION**

*The following discussion and analysis of our executive compensation philosophy, objectives and design, our executive compensation program components, and the process followed for making decisions regarding all components of compensation with respect to Fiscal Year 2023 (Successor) for our executive officers should be read together with the compensation tables and related disclosures set forth below. The discussion in this section contains forward-looking statements that are based on our current considerations and expectations relating to our executive compensation programs and philosophy. As our business and our needs evolve, the actual amount and form of compensation and the compensation programs that we adopt may differ materially from current or planned programs as summarized in this section. The following discussion may also contain statements regarding corporate performance targets and goals. These targets and goals are disclosed in the limited context of our compensation programs and should not be understood to be statements of management's expectations or estimates of future results or other guidance. We specifically caution investors not to apply these statements to other contexts.*

**Compensation Discussion & Analysis**

This Compensation Discussion and Analysis reviews the compensation provided to our Chief Executive Officer, our Chief Financial Officer and our three other most highly compensated officers who served as executive officers as of the last day of Fiscal Year 2023 (Successor) (collectively, the named executive officers, or "NEOs") as determined under the rules of the SEC and set forth in the Summary Compensation Table.

Our NEOs for Fiscal Year 2023 (Successor) were:

<u>Executive Officer</u>	<u>Position as of December 31, 2023</u>
Paul Bay	Chief Executive Officer ("CEO")
Michael Zilis	Chief Financial Officer ("CFO")
Alain Monié	Executive Chairman
Augusto Aragone	Executive Vice President, Secretary & General Counsel
Scott Sherman	Executive Vice President, Human Resources ("EVP HR")

**Executive Summary**

*Decisions Regarding Material Elements of Compensation*

All determinations relating to the components and amounts of compensation paid to our CEO and Executive Chairman for Fiscal Year 2023 (Successor) were approved by the board of directors in early 2023. All recommendations relating to the components and amounts of compensation paid to our other NEOs for Fiscal Year 2023 (Successor) were made by the CEO and approved by the board of directors. Decisions regarding compensation to be paid to the CEO and each of the other NEOs following completion of this offering, and for each fiscal year thereafter, will be made by the board of directors or by the compensation committee that will be organized upon completion of this offering under a charter that has been approved by the board of directors. See "Management" for information regarding the composition of our board of directors and committees following the consummation of this offering.

The following summarizes the decisions made in Fiscal Year 2023 (Successor) regarding the material elements of 2023 compensation.

- *Increases to Base Salary.* Salaries are reviewed annually to ensure they are externally competitive, reflect individual performance and are internally equitable relative to our other executives. Our CEO and EVP HR met in Q1 2023 to review market data of executive officers of similarly sized companies, current economic conditions and other market factors and compare to the base salary of each of our NEOs (except our CEO and Mr. Monié), in order to determine the appropriate base salary changes to

**Ingram Micro Holding Corporation has requested confidential treatment of this registration statement and associated correspondence pursuant to Rule 83 of the Securities and Exchange Commission.**

recommend to the board of directors for 2023. Upon review of the CEO's recommendations for base salary increases for the applicable NEOs, the board of directors approved the individual base salary increases for such NEOs that became effective April 1, 2023. The board of directors also reviewed Mr. Bay's annual base salary against market data of CEOs of similarly sized companies and approved a merit increase for him effective April 1, 2023.

- *Establishing Challenging Targets to Differentiate Payments Under Our Annual Executive Incentive Program ("EIP")* The EIP is a short-term incentive plan under which participants can earn annual cash payments based on annual company, business unit and/or functional performance, as well as individual performance. We set financial performance targets under the EIP each year with the primary objective of aligning executive compensation with total company performance. Our CEO, other officers and other EIP eligible executives were paid from an EIP pool (the "EIP Pool") that required achievement of actual non-GAAP EBITDAR equal to at least 85% of the expected non-GAAP EBITDAR set forth in Fiscal Year 2023 (Successor) annual operating plan for any bonus to be paid, with threshold funding of 50% upon achievement of such threshold non-GAAP EBITDAR performance, target funding upon achievement of the 2023 plan non-GAAP EBITDAR, and maximum funding of the EIP Pool (at 200%) when actual non-GAAP EBITDAR exceeds the strategic plan's non-GAAP EBITDAR by 25% (with straight line interpolation between threshold and target, and target and maximum performance). The Company's 2023 non-GAAP EBITDAR performance, \$1,294.97 million, was above the non-GAAP EBITDAR threshold, \$1,117.0 million, and below the non-GAAP EBITDAR target, \$1,314.2 million, which resulted in the funding of the EIP Pool at 95.13%. For these purposes, we define "non-GAAP EBITDAR" as foreign exchange neutral (FXN) earnings before interest, taxes, depreciation, amortization and restructuring or other similar costs as defined by management and approved by the board. The EIP Pool was further distributed to each NEO individually taking into consideration their contribution to the strategic plan, as well as achievement of annual goals and individual performance considerations; however, no factor was considered in a formulaic or objective manner. The individual payments to our CEO and the other NEOs (other than Mr. Monié who was not eligible for the EIP with respect to Fiscal Year 2023 (Successor)) are discussed further on page 164 and range between 95% and 96% of the target annual EIP incentive.
- *Participation Plan*. The Ingram Micro Holding Corporation (formerly Imola Holding Corporation) 2021 Participation Plan (the "Participation Plan") incentivizes key associates, including our NEOs (other than Mr. Monié), by granting performance units, the value of which is tied to the appreciation in the value of the Company. The performance units result in proceeds payable to the participants upon the occurrence of certain "qualifying events."
- *Transition Agreement with Mr. Monié*. In connection with the transition of Mr. Monié from our CEO to Executive Chairman as of January 1, 2022 and his expected retirement as of December 31, 2024, or the day after the grant date of certain shares that will be granted following the occurrence of our initial public offering or certain similar transactions (as described elsewhere in this "Compensation Discussion & Analysis"), Mr. Monié and Ingram Micro agreed upon the terms and conditions of his transition and retirement. A summary of this transition agreement, which has been amended three times since it was first entered into on October 2, 2021, is included in "*Mr. Monié Transition Agreement*" found later in this "Compensation Discussion & Analysis."

*Focus on Long-Term Value Creation.*

At executive management levels, compensation focuses on long-term shareholder value creation, reflecting our NEO's responsibility for setting and achieving long-term strategic goals. In support of this responsibility, compensation is heavily weighted toward variable compensation with a focus on long-term incentives. The units granted under our Participation Plan, which vest over five years from the July 2021 grant date or upon our primary stockholder, Platinum, achieving certain specified returns in respect of their investment in the Company, represent a significant portion of the compensation payable to our NEOs (other than Mr. Monié who did not receive any units).

**Ingram Micro Holding Corporation has requested confidential treatment of this registration statement and associated correspondence pursuant to Rule 83 of the Securities and Exchange Commission.**

*Pay-for-Performance and CEO Compensation.*

We emphasize pay-for-performance with performance-based compensation, including annual EIP awards, performance-based long-term cash incentives and our Participation Plan. With the introduction of the Participation Plan awards in 2021, we ceased granting new awards to our NEOs under the cash-based long-term incentive program; however, our NEOs did remain eligible to realize certain payments in 2023 under previously granted awards that were outstanding under our cash-based long-term incentive program and were earned based on our performance in 2022. At the time 2023 compensation decisions were made, new performance-based compensation awards were limited to the EIP and constituted 71% of our CEO's new total target annual cash compensation and 46% to 55% of each of our other NEO's 2023 new total target annual cash compensation, excluding Mr. Monié who was not eligible for the EIP in 2023. This performance-based compensation does not include the value of performance-based long-term cash compensation that was granted in previous years and paid in 2023 based on achievement against 2022 performance targets or units granted under our Participation Plan, the value of which we were not able to quantify at the time Fiscal Year 2023 (Successor) compensation decisions were made (or at any time thereafter during Fiscal Year 2023 (Successor)).

*Focus on Best Practices.*

Our leadership team periodically examines our executive compensation practices in an effort to align them with best practices and evolving trends as a private company. For example (and as described further below):

- A clawback policy exists that provides for the repayment of incentive and/or severance compensation in appropriate circumstances;
- Awards under our short-term and long-term incentive plans (other than the Participation Plan) are capped to limit “windfalls”;
- None of the NEOs has an employment agreement, however, Mr. Monié is party to a transition agreement as further discussed in *Mr. Monié Transition Agreement* below;
- Benefits and perquisites are generally not provided to NEOs beyond the level provided to all other levels of management; and
- The CIC Plan (as defined below) does not automatically accelerate vesting, requires a “double trigger” before benefits are paid and does not have any provision for tax gross-ups.

We expect that upon the completion of this offering, our new board of directors or its compensation committee will review any existing policies above and put in place the following additional executive compensation best practices:

- The compensation committee will retain and consult with its independent outside compensation consultants on a regular basis and will have sole discretion to engage or terminate its compensation consultants and other advisors;
- NEOs will be subject to significant stock ownership guidelines;
- The Company will adopt a clawback policy that meets the applicable SEC and NYSE requirements;
- The Company will reinstate its policy prohibiting its associates (including our executive officers and directors) from using Company stock in hedging transactions;
- Company directors and executive officers will be prohibited from engaging in short sales of Company securities, holding Company securities in a margin account or having Company securities pledged as collateral for a loan, and any Company securities transaction will require approval from the office of the General Counsel; and
- Repricing of options will not be permitted without the consent of shareholders.

**Ingram Micro Holding Corporation has requested confidential treatment of this registration statement and associated correspondence pursuant to Rule 83 of the Securities and Exchange Commission.**

**Overall Design and Rewards of the Executive Compensation Program**

*Design Elements*

We operate in the extremely competitive, rapidly changing and low-margin Commercial & Consumer distribution industry and are continuing our expansion into the higher-margin Advanced Solutions and Cloud-based Solutions categories. The broad objectives and key features of each element of the 2023 executive compensation program were as follows:

Compensation Element	Objectives	Key Features
<b>Base Salary</b>	Links performance and pay by providing competitive levels of base salary for each NEO based on the NEO’s role and responsibilities. Used to attract and retain executive talent in a very competitive marketplace.	Reflects: <ul style="list-style-type: none"> <li>• Peer market median range for positions with similar responsibilities and business size, and</li> <li>• An NEO’s responsibilities and performance, as demonstrated over time.</li> </ul> Salaries are reviewed annually to ensure they are externally competitive, reflect individual performance and are internally equitable relative to our other executives.
<b>Annual Executive Incentive Program (“EIP”), including the Strategic Objectives (“MBOs”) thereunder</b>	<p>Provides incentives to focus our NEOs on the actions necessary to achieve the approved annual business plan.</p> <p>Identifies what is expected for the year from the standpoint of corporate, business unit, regional and country results. Additionally, specific individual objectives and other strategic management-by-objective (“MBO”) goals provide focus on strategic projects that often deliver positive results over future years.</p> <p>Links reward to accomplishment of goals within executives’ control and encourages both profitable growth and operating efficiency.</p>	<p>Establishes incentive targets as a percentage of each NEO’s base salary that approximate the median market practice of comparable positions at comparator peer group companies. Each participating NEO has an individual MBO target that is 20% of the NEO’s EIP target. Achievement against the MBO component is capped at 100% of the MBO target.</p> <p>EIP payouts depend on meeting certain performance targets and specified strategic objectives over the course of a one-year performance period. Achievement against the EIP target is capped at 200% of the EIP target.</p> <p>Performance targets and results vary among our NEOs to reflect appropriate differences in their responsibilities, as well as their individual performance.</p>

**Ingram Micro Holding Corporation has requested confidential treatment of this registration statement and associated correspondence pursuant to Rule 83 of the Securities and Exchange Commission.**

Compensation Element	Objectives	Key Features
<b>Cash-Based Long-Term Incentive Award Program</b>	<p>Provided retentive mechanism that attempted to mimic retentive power of stock-based awards. Similar to a stock incentive program, historically 55% of the target award was provided as a performance-based award, cliff vesting after three years, and 45% was provided as a time-based award, vesting 50% on the second anniversary and 50% on the third anniversary.</p> <p>Performance metrics aligned the long-term goals of our NEOs with those of our owners to increase value.</p> <p>Encouraged retention through the overlapping multi-year performance periods.</p>	<p>No grants have been made under this program to any NEO since Platinum’s acquisition of Ingram Micro. Certain performance-based awards remained outstanding through early 2023 and became vested and payable in 2023 based on our meeting non-GAAP Net Income performance targets for 2022. Future long-term incentive grants following this offering will likely be stock-based. We will review the appropriate measures to use in future performance-vesting stock-based awards.</p> <p>Final payments under these programs were made to our NEOs in early 2023.</p>
<b>Participation Plan</b>	<p>Provides retentive mechanism with multi-year time vesting conditions and performance-based vesting conditions, with performance metrics that align the long-term goals of our executives with those of our owners to increase value.</p>	<p>No grants have been made under this program to any NEO since the initial awards in 2021. This is a long-term incentive program using time-vested and performance-based units, with performance-vested awards subject to achievement of shareholder profit and multiple of invested capital gains.</p>
<b>Benefits and Perquisites</b>	<p>Provide market competitive benefits to all associates, with limited special perquisites to NEOs.</p>	<p>NEOs participate in our broad-based health and welfare, life insurance, disability and retirement programs for management associates. We provide officers and other executive leadership in the U.S. (including our NEOs) with executive physicals.</p>

*Design Principles*

We believe a significant portion of NEO compensation should be at risk and subject to our financial performance. The only non-performance-based elements of our NEO compensation are base salaries and our employee benefit programs that are generally available to all management associates, and time-vesting cash-based long-term incentives that were awarded in previous years to Mr. Monié. The remainder of compensation must be earned through the attainment of predetermined financial or strategic performance objectives. Compensation programs are designed to align the financial interests of our NEOs with those of our owners by providing appropriate short-and long-term financial incentives that reward executives for achieving objectives that enhance shareholder value. Our key design principles include:

1. *Target executive compensation with reference to the market median (50th percentile) for each element of pay and in total to be competitive with other employment opportunities.*
- A competitive compensation program is critical in attracting, retaining and motivating our senior leadership in order to achieve our long-term business and financial objectives.

**Ingram Micro Holding Corporation has requested confidential treatment of this registration statement and associated correspondence pursuant to Rule 83 of the Securities and Exchange Commission.**

- In late 2021, we engaged an outside executive compensation consultant to define the comparator peer group as the following group of 18 publicly traded companies:

Technology Distributors	Other Distributors	Broader Tech Ecosystem
<ul style="list-style-type: none"> <li>Arrow Electronics, Inc.</li> <li>Avnet, Inc.</li> <li>CDW</li> <li>Insight Enterprises, Inc.</li> <li>TD Synnex Corporation</li> </ul>	<ul style="list-style-type: none"> <li>AmerisourceBergen Corporation (Cencora, Inc. as of August 2023)</li> <li>Archer-Daniels-Midland</li> <li>Bunge</li> <li>Cardinal Health</li> <li>GXO Logistics</li> <li>McKesson Corporation</li> <li>Performance Food Group</li> <li>Sysco</li> <li>United Natural Foods</li> <li>W.W. Grainger, Inc.</li> <li>WESCO International, Inc.</li> </ul>	<ul style="list-style-type: none"> <li>Best Buy</li> <li>DXC Tech</li> </ul>

- In late 2022, we engaged the same outside executive compensation consultant (which confirmed that no modifications to the above peer group were necessary or advisable for fiscal year 2023 compensation decisions) to benchmark NEO compensation against SEC filings of the peer group and the Radford Global Compensation Database including public and private U.S. companies with annual revenues between \$13.75 billion and \$55 billion.
  - The management analysis and compensation report prepared by the compensation consultant examined the competitiveness of our executive compensation programs in total and by each element of compensation (base salary, annual incentives and long-term incentives). In doing so, the value of each NEO's compensation elements was compared to median information available from the survey sources and defined comparator group. Benefits and perquisites were not included in the 2022 report as they represent a small portion of our NEOs' total remuneration.
- Importance of Internal Pay Equity.* Balancing competitiveness with internal equity helps support management development and movement of talent worldwide throughout the Company. Differences in actual compensation among associates in similar positions will reflect individual performance, future potential and business results. This effort also helps us promote talented leaders to positions with increased responsibilities and provides meaningful developmental opportunities.
  - Pay-for-Performance.* We emphasize pay-for-performance, as indicated above under "Focus on Long-Term Value Creation." With the introduction of the Participation Plan awards in 2021, we ceased granting new awards to the NEOs under the cash-based long-term incentive program. Income received in 2023 tied to the long-term incentive program was due to the vesting and performance requirements of the cash-based long-term incentive awards granted in prior years being met. At the time 2023 compensation decisions were made, new performance-based compensation awards were limited to the EIP for fiscal year 2023 and constituted 71% of our CEO's new total target annual cash compensation and 46% to 55% of each of our other NEO's 2023 new total target annual cash compensation, excluding Mr. Monié who was not eligible for the EIP for fiscal year 2023. This performance-based compensation does not include the potential value of outstanding performance-based long-term cash compensation that was granted in previous years or units granted under our Participation Plan, the value of which we were not able to quantify at the time 2023 compensation decisions were made (or at any time thereafter during Fiscal Year 2023(Successor)).

***What is Rewarded***

Executive compensation is designed to reward achievement of targeted financial results and individual performance. Our performance metrics are generally based on financial results, excluding restructuring charges,

**Ingram Micro Holding Corporation has requested confidential treatment of this registration statement and associated correspondence pursuant to Rule 83 of the Securities and Exchange Commission.**

integration and transition costs directly related to acquisitions and implementation of cost-reduction programs and the impacts of any unplanned acquisitions. These metrics are regularly used by our management internally to understand, manage and evaluate our business and make operating decisions. The following table defines each performance metric used in 2023 as an executive incentive measure and states why the metric was selected and the compensation programs which use that metric. We are reviewing which financial metrics will be used in the future for each of our performance-based components of compensation.

<b>Metric</b>	<b>Definition</b>	<b>Why Selected</b>	<b>Pay Programs</b>
<b><i>Non-GAAP EBITDAR</i></b>	Non-GAAP FXN earnings before interest, taxes, depreciation, amortization and restructuring or other similar costs as defined by management and approved by the board of directors.	Performance metrics align the long-term goals of our executives with those of our owners to increase value.	Annual Executive Incentive Program
<b><i>Individual performance is assessed via the Performance Management Process (“PMP”)</i></b>	PMP is designed to establish specific objectives for associates related to overall company goals and help them understand their role in meeting these objectives. Objectives are established for specific initiatives, major responsibilities key to their position, critical competencies and individual developmental requirements.	PMP is an effective tool in assessing performance against individual goals. Once our objectives are established, salaried associates (including NEOs) set individual objectives aligned with our strategic direction. At year end, salaried associate performance is assessed against established goals and executive competencies and behaviors.	Base Salary Annual Executive Incentive Program

Exclusion of any items from the calculation of any of these measures must be pre-approved by management and approved by the board of directors.

***Elements of Compensation***

The elements of NEO compensation (other than with respect to Mr. Monié) are annual base salary, annual bonus, cash-based long-term incentive awards (granted prior to 2022), Participation Plan grants and benefits. The mix and proportion of these elements to total compensation are benchmarked annually against the survey and peer group data for each NEO. The CEO, following consultation with outside executive compensation advisors and with approval from the board of directors, may make changes to the mix or relative weighting of each compensation element after taking into consideration the impact a change in one element may have on other elements and total compensation. A summary of each element of compensation and how the amount and formula are determined is presented below.

***How Designed and Determined***

***Base Salary***

Each NEO is eligible for an annual salary review to ensure the base salaries of our NEOs are externally competitive, reflect individual performance and are internally equitable relative to our other executives. The CEO and EVP HR engage an outside compensation consultant to review all components of pay for the NEOs each year

**Ingram Micro Holding Corporation has requested confidential treatment of this registration statement and associated correspondence pursuant to Rule 83 of the Securities and Exchange Commission.**

and to compare each NEO’s pay to the pay of similar roles at our peer group companies. The CEO and EVP HR considered this external report, the NEO’s scope of responsibilities within the organization, as well as the CEO’s personal assessment of the NEO’s performance and overall contribution to the achievement of our short-term and long-term objectives, the NEO’s performance in relation to individual performance objectives established during the PMP, the NEO’s experience, pay history, current salary versus market information, internal equity considerations and our overall company performance in making any decisions or recommendations, as applicable, regarding any changes to base salaries of the NEOs. There is no set formula or weighting assigned to these factors. Our CEO discussed his recommendations with our EVP HR and received approval from the board of directors to provide certain adjustments to the base salary of each other NEO, other than Mr. Monié, effective April 1, 2023.

Our CEO’s salary is determined by the board of directors based on a review of his overall performance, market data on competitive compensation levels for CEOs prepared by our compensation consultant, proxy information for direct competitors, as well as our overall performance. Like with our other NEOs, there is no set formula or weighting assigned to these factors. The board of directors approved a merit increase to our CEO’s base salary effective April 1, 2023.

The board of directors approved the following base salary increases effective April 1, 2023.

Name	Prior Base Salary	2023 Base Salary (as of 4/1/23)	% Base Salary Increase
Mr. Bay	900,000	918,000	2%
Mr. Zilis	806,000	830,180	3%
Mr. Monié (1)	1,323,000	1,323,000	0%
Mr. Aragone	600,000	618,000	3%
Mr. Sherman	600,000	618,000	3%

- (1) Mr. Monié’s compensation through June 30, 2023 was governed by the terms of the “*Amended and Restated Monié Transition Agreement*”. On July 1, 2023, Mr. Monié’s annual base salary was reduced to \$300,000 under the terms of the “*Second Amended and Restated Monié Transition Agreement*,” and on December 30, 2023, his annual base salary was further reduced to \$200,000 under the terms of the “*Third Amended and Restated Monié Transition Agreement*,” as described under “*Mr. Monié Transition Agreement*” below.

*2023 Annual Executive Incentive Program*

Each NEO (other than Mr. Monié) has a cash incentive target, as a percentage of base salary, that has been approved by the board of directors, as set forth in the table below. The percentage approximates the median market practice of comparable positions based on the data from our comparator peer group (see “Design Principles” above).

	Target EIP as % of Annual Base Salary	Target MBO as % of Annual Base Salary	Total Target Annual Incentive as % of Annual Base Salary
	2023	2023	2023
Mr. Bay	200%	40%	240%
Mr. Zilis	100%	20%	120%
Mr. Monié (1)	—	—	—
Mr. Aragone	70%	14%	84%
Mr. Sherman	70%	14%	84%

- (1) In connection with his appointment to Executive Chairman on January 1, 2022, Mr. Monié agreed that he would no longer be eligible for the EIP or MBO program.



**Ingram Micro Holding Corporation has requested confidential treatment of this registration statement and associated correspondence pursuant to Rule 83 of the Securities and Exchange Commission.**

The CEO, in consultation with the CFO, recommended to the board of directors that non-GAAP EBITDAR be utilized to determine the level of funding of the EIP Pool for fiscal year 2023 under the EIP. The board of directors approved the selected metric and the specific non-GAAP EBITDAR values to fund the EIP Pool at threshold, target and maximum (with straight line interpolation for performance between threshold and target, and between target and maximum performance) as shown below. The EIP Pool would fund at target if the company achieved its planned non-GAAP EBITDAR for 2023 of \$1,314.2 million. The MBO component of the annual incentive was capped at the target percentage and the subjective achievement between 0% and 100% was based on individual performance against pre-established personal objectives and the CEO's discretion for the NEOs other than for himself, and discretion of the board of directors for the CEO. The actual non-GAAP EBITDAR for Fiscal Year 2023 (Successor) was \$1,294.97 million, which resulted in 95.13% funding of the EIP Pool for the EIP in 2023.

2023 Achievement Against Established Financial Targets

Operating Objective EBITDAR (in millions)	Funding Percentage (1)			Actual (95.13%) funding \$ 1,294.97
	Minimum (50% funding) \$ 1,117.0	Target (100% funding) \$ 1,314.2	Maximum (200% funding) \$ 1,642.7	

- (1) Performance achievement between the specified levels was interpolated on a straight-line basis; provided that the funding percentage was zero if actual performance was below 85% and was capped at 200% if actual performance was 125% of target.

The CEO reviewed additional financial performance against pre-established factors (although none are assessed on a formulaic basis), such as progress with regard to this offering, as well as the NEO's individual performance against pre-established personal objectives, that were subjective in nature, to determine each NEO's share of the established EIP Pool. The board of directors reviewed and approved the CEO's individual performance against pre-established objectives to determine his share of the EIP Pool. Individual payments are capped at 200% of their target incentive and may be zero in the event that threshold performance objectives are not achieved.

Following the CEO's recommendation, the board of directors approved award payments for each NEO, other than Mr. Monié, under the EIP for fiscal year 2023 as follows:

EIP Pool	Target EIP + MBO Award (\$)	EIP Achievement %	Individual	Actual EIP + MBO Award (\$)
			MBO Achievement (0-100%)	
Mr. Bay (1)	2,192,548	95.13%	99%	2,099,914
Mr. Zilis (2)	989,061	95.13%	96%	942,329
Mr. Aragone (2)	515,392	95.13%	96%	491,040
Mr. Sherman (2)	515,392	95.13%	96%	491,040

- (1) Mr. Bay's EIP payment for fiscal year 2023 took into consideration our overall financial performance, the significant contributions to our growth including this filing and the transactions completed herein, and his execution on the following strategic objectives: the launch of Xvantage in thirteen key countries, the integration of multiple channel sales organizations into a single unified channel team in each market, and progress in achieving our ESG initiatives, including with respect to diversity, equity and inclusion.
- (2) The EIP payments for fiscal year 2023 to Messrs. Zilis, Aragone and Sherman took into consideration our overall financial performance, each such officer's significant contributions to our performance including this filing and the transactions contemplated herein, and support of the channel integration, Xvantage and ESG initiatives.

**Ingram Micro Holding Corporation has requested confidential treatment of this registration statement and associated correspondence pursuant to Rule 83 of the Securities and Exchange Commission.**

*Outstanding Long-Term Cash Awards from Prior Years*

When we became privately held in late 2016, the new board of directors continued the practice of having a long-term component of compensation by granting cash settled long-term-incentive grants through 2020 pursuant to which the recipients could earn a cash award equal to a specified value, subject to time-based and performance-based vesting requirements (“Cash-Based LTI”).

- *Performance-Vesting:* The final payment to NEOs under this program was made in March 2023, with respect to the Cash- Based LTI award granted in 2020 to be measured with respect to non-GAAP Net Income performance during fiscal year 2022. Consistent with SEC guidance, because the payment was based on the fiscal year 2022 results, the Company considers these payments to be compensation for fiscal year 2022, and the values are not reflected in the Summary Compensation Table, which reports compensation earned in fiscal year 2023.
- *Time-Vesting:* As of the start of Fiscal Year 2023(Successor), Mr. Monié was the only NEO with awards outstanding under our time vesting Cash-Based LTI program, which provided for the payment of fixed cash awards on specified payment dates. The amounts paid to Mr. Monié under the Cash-Based LTI program in Fiscal Year 2023 (Successor) are included in the Summary Compensation Table and reflect the vesting of his final award under this program.

*Participation Plan*

In July 2021, we adopted the Participation Plan to provide incentive compensation to certain key executives. Under the Participation Plan, participants are granted performance units, the value of which are related to our financial performance. In general, half of the performance units granted vest over a period of time specified in the applicable award agreement, typically in annual tranches over five years. Once vested, certain Qualifying Events (as defined below) are required to occur prior to the expiration date of the plan for any payment related to these performance units, with accelerated vesting in the event of certain change in control or public offering events, in each case, subject to the participant’s continued employment through the applicable vesting date. The other half of the units are payable to participants only upon the occurrence of certain Qualifying Events, and will terminate if a minimum return is not achieved (or, in certain instances, deemed achieved based on our then current valuation) upon the earliest to occur of a change in control, on such date following an IPO (as defined below) that Platinum has collectively sold or otherwise disposed of 75% of its shares of common stock of the Company for cash and the 30<sup>th</sup> day prior to the third anniversary of the IPO. Any payment to a participant under the time-based or performance-based performance units is conditioned on our reaching a minimum valuation at the time of a Qualifying Event or through a series of Qualifying Events. Grants to the NEOs, excluding Mr. Monié, were made under the Participation Plan in fiscal year 2021, and because the grants were made prior to January 1, 2023, they are not reflected in the “*Grants of Plan Based Awards*” table below.

The Participation Plan may be altered or amended by the board of directors of the Company at any time without obtaining the approval of the participants, provided that any such amendment that materially adversely affects the economic benefits intended to be made available to a participant under the Participation Plan with respect to the participant’s outstanding performance units may not be made without obtaining such participant’s consent. Unless sooner terminated, the Participation Plan and the awards granted under the plan will expire on its eight-year anniversary. Any payments due to a participant with respect to a Qualifying Event that occurs prior to the expiration or termination of the Participation Plan will continue to be made, notwithstanding such expiration or termination. All performance units will terminate upon the expiration or termination of the Participation Plan. Participants in the Participation Plan may be entitled to receive compensation for their vested units upon the occurrence of a Qualifying Event that occurs during the participant’s employment with us (unless otherwise provided in an award agreement, as described below) or during a short period following the participant’s death or disability.

The Participation Plan identifies two categories of “Qualifying Events”: (1) a “Qualifying Sale Event,” which is defined as a sale of (a) some or all of the stock of the Company by Platinum, including in connection

**Ingram Micro Holding Corporation has requested confidential treatment of this registration statement and associated correspondence pursuant to Rule 83 of the Securities and Exchange Commission.**

with an IPO, or (b) all or substantially all of the assets of the Company, the proceeds of which sale are distributed to Platinum in a Qualifying Distribution Event (as defined below), and (2) a “Qualifying Distribution Event,” which is defined as a cash dividend to Platinum.

The amount payable to a participant under the Participation Plan will be equal to the Qualified Event Value (as defined below) less the Grant Value (as defined below) of the participant’s matured performance units. The grant value of the performance units granted to our NEOs on the date of grant was \$1 per unit (the “Grant Value”). Upon a Qualifying Event, the “Qualified Event Value” of a performance unit will be determined pursuant to one of the following methods:

- In the event of a Qualifying Sale Event, the quotient of (A) the net purchase price divided by (B) 3,987,000,000;
- In the event of a Qualifying Distribution Event, the quotient of (A) the amount of such dividend or distribution, net of any and all withholdings, divided by (B) 3,987,000,000; or
- If greater, an amount determined by the board of directors of the Company in good faith.

In determining the Qualified Event Value, the board of directors of the Company will take into consideration the transaction costs and expenses incurred by the Company and its affiliates in connection with any Qualifying Event and may modify the calculations accordingly.

Payment to participants of any amounts due under the Participation Plan will be made in cash, provided that, in the event of a Qualifying Sale Event that involves consideration of publicly traded stock, payment may be made via a distribution of shares of such stock to participants in lieu of cash. Such stock issued to participants may contain certain commercially standard or other reasonable restrictions that are not more restrictive than the trading restrictions applicable to the securities received by Platinum in connection with such Qualifying Sale Event.

The Participation Plan award agreements with each of our NEOs provide that if the participant’s employment terminates for any reason other than a termination by us for Cause (as defined in the award agreement), subject to the participant’s execution of a customary general release of claims (the “Release”), the participant will remain a participant in the Participation Plan with respect to all of the participant’s time-based performance units that were matured on the participant’s employment termination date. If the participant’s employment is terminated by us without “cause,” by the participant for “good reason” (each, as defined in the award agreement) or due to the participant’s death or permanent disability, subject to the participant’s execution of the Release, the participant’s performance units that were not matured on the participant’s employment termination date will remain outstanding and eligible to mature upon the occurrence of a Qualifying Event within six (6) months following the participant’s employment termination date if, and to the extent that, such performance units would otherwise have matured if the participant’s employment had continued through the date of such Qualifying Event.

As of the date of this prospectus, each NEO, other than Mr. Monié, held the following performance units under the Participation Plan:

Name	Date of Grant	Maturity Start Date	Number of Units	Initial Grant Value
Mr. Bay	July 31, 2021	July 2, 2021	26,339,916	\$ 1.00
Mr. Zilis	July 31, 2021	July 2, 2021	19,769,201	\$ 1.00
Mr. Aragon	July 31, 2021	July 2, 2021	12,837,143	\$ 1.00
Mr. Sherman	July 31, 2021	July 2, 2021	14,263,493	\$ 1.00

In the event of an initial public offering of common stock by the Company or a transaction with a publicly traded special purpose acquisition company following which the common stock of the Company is listed on a

**Ingram Micro Holding Corporation has requested confidential treatment of this registration statement and associated correspondence pursuant to Rule 83 of the Securities and Exchange Commission.**

national securities exchange (an “IPO”), for purposes of determining the timing of the payment of the amounts payable under the Participation Plan in connection with such IPO, Platinum will be deemed to have sold and received payment for the remainder of their unsold shares of common stock of the Company on the earlier of (i) the date on which Platinum has collectively sold or otherwise disposed of 75% of its shares of common stock of the Company for cash and (ii) the 30<sup>th</sup> day prior to the third anniversary of the IPO.

***Mr. Monié Transition Agreement***

In connection with the transition of Mr. Monié from CEO of Ingram Micro to Executive Chairman of Ingram Micro as of January 1, 2022 and his expected retirement following the completion of an initial public offering or certain similar transactions, Mr. Monié and Ingram Micro entered into a transition agreement which has since been amended and restated three times, as described below.

The agreement, entered into on October 2, 2021 (the “Original Monié Transition Agreement”), generally set forth the terms and conditions of his transition and retirement. Effective June 24, 2022, Mr. Monié and Ingram Micro entered into the “Amended and Restated Monié Transition Agreement” (amending and restating the Original Monié Transition Agreement), which continued many of the terms and conditions from the Original Monié Transition Agreement and extended the termination date to the earlier of July 1, 2023 or the date of an initial public offering or certain similar transactions (or a later date in 2023 as may be mutually agreed upon by him and Ingram Micro). Under the terms of the Original Monié Transition Agreement, as amended and restated in the Amended and Restated Monié Transition Agreement, while employed as Executive Chairman, Mr. Monié would continue to receive a base salary (initially, \$1,323,000 per year) and the same benefits as he received as CEO, provided that following his transition he (i) would no longer be eligible to receive any payments under our EIP and MBO programs or any other cash incentive programs of the Company in respect of any calendar year after 2021, and (ii) has foregone any rights under the CIC Plan (as defined below). In lieu of his rights under the CIC Plan, Mr. Monié is eligible to receive the following retirement payments and benefits:

- Mr. Monié’s termination of employment for any reason would be treated as a “Retirement” (as defined in the Cash-Based LTI award agreements) for purposes of his outstanding Cash-Based LTI awards and such Cash-Based LTI awards would remain outstanding and be paid in accordance with their terms; and
- in the event that an initial public offering or certain similar transactions occur prior to Mr. Monié’s retirement date, Mr. Monié will be granted vested shares of common stock of Ingram Micro, its parent entity or its successor (the “IPO Grant”) in an amount equal to the IPO Grant Amount (as described below), provided that (x) his employment is not terminated by Ingram Micro for “cause” or by him without “good reason”, in each case, prior to the grant date and (y) he is required to pay to Ingram Micro the amount of the associated portion of withholding taxes required in connection with the grant. The “IPO Grant Amount” would have been equal to \$9,166,666.66 less the product of \$833,333.33 and the number of full months that had elapsed in 2023 with the final amount rounded to the nearest whole dollar if the initial public offering or other qualifying transaction had occurred on or before December 31, 2023.

Any payments made to Mr. Monié pursuant to the Amended and Restated Monié Transition Agreement and the Original Monié Transition Agreement during Fiscal Year 2023 (Successor) are included in the Summary Compensation Table for Fiscal Year 2023 (Successor).

On June 30, 2023, Mr. Monié and Ingram Micro entered into the Second Amended and Restated Monié Transition Agreement (amending and restating the Amended and Restated Monié Transition Agreement), effective as of July 1, 2023. The Second Amended and Restated Monié Transition Agreement provided that (i) Mr. Monié’s expected retirement date will be December 31, 2023, or, if earlier, on the day after the grant date of the IPO Grant described above, and (ii) that Mr. Monié’s base salary from July 1, 2023, through his retirement date, would be \$300,000 (on an annualized basis). No other changes were made to the terms of Mr. Monié’s employment under the Second Amended and Restated Monié Transition Agreement.

**Ingram Micro Holding Corporation has requested confidential treatment of this registration statement and associated correspondence pursuant to Rule 83 of the Securities and Exchange Commission.**

On December 20, 2023, Mr. Monié and Ingram Micro entered into the Third Amended and Restated Monié Transition Agreement (amending and restating the Second Amended and Restated Monié Transition Agreement), effective as of December 30, 2023. The Third Amended and Restated Monié Transition Agreement provided that (i) Mr. Monié's expected retirement date will be December 31, 2024, or, if earlier, on the day after the grant date of an IPO Grant that was amended to have a value equal to approximately \$2,000,000, in the event an initial public offering or similar transaction occurs prior to Mr. Monié's retirement date, and (ii) that Mr. Monié's base salary from December 30, 2023, through his retirement date, would be \$200,000 (on an annualized basis). No other changes were made to the terms of Mr. Monié's employment under the Third Amended and Restated Monié Transition Agreement.

***Compensation Recovery Policies***

In connection with this offering, we intend to adopt the Policy for the Recovery of Erroneously Award Compensation (the "Required Clawback Policy"), a policy intended to be compliant with the applicable SEC and NYSE rules relating to the recoupment of incentive compensation. The Required Clawback Policy describes the circumstances in which current and former executive officers of the Company will be required to repay or return to the Company erroneously awarded compensation. In general, as provided in the policy, such circumstances include an accounting restatement that results in an executive officer having received more incentive compensation during the three completed fiscal years preceding the date of the accounting restatement than would have been received had such compensation been determined based on the restated amounts.

In addition to the Required Clawback Policy, we continue to maintain the Compensation Recovery Policy (the "Discretionary Clawback Policy"), last revised in 2017, that is applicable to our NEOs as well as other key executives (each, a "Covered Employee"). The Discretionary Clawback Policy authorizes the board of directors, in its sole discretion, to recover incentive compensation earned and received or realized in the 36 months preceding the date that a "recoverable event" (as defined in the policy to include a Covered Employee's engagement in certain conduct that is detrimental to us or the calculation, grant, vesting and/or payment of any incentive compensation that is based on materially inaccurate financial results or performance metric criteria) is determined to have occurred. To date we have not had a recoverable event under the Discretionary Clawback Policy.

The board of directors believes that it is in the best interests of the Company and its stockholders to maintain the Discretionary Clawback Policy in addition to the Required Clawback Policy.

***Benefits***

We do not use benefit programs or perquisites as a primary compensatory element or as an enhancement to executive officer compensation. In general, our executive officers participate in our broad-based health and welfare, life insurance, disability and retirement programs on the same basis as our management associates. In addition, in 2023, the costs associated with Mr. Bay's and Mr. Zilis's spouses' travel and required attendance at business events were covered by the Company.

We offer participation in the Ingram Micro 401(k) Plan (the "401(k) Plan") with Company matching contributions as the only qualified retirement program in the United States. In addition, we offer certain U.S. highly compensated associates, including the NEOs based in the U.S., an opportunity to participate on a voluntary basis in our Supplemental Investment Savings Plan (the "Supplemental Plan"), a nonqualified deferred compensation arrangement. In general, the Supplemental Plan operates to restore 401(k) Plan benefits, including Company matching contributions, which were reduced or limited by the Internal Revenue Code of 1986, as amended (the "Code"). Participants in both the 401(k) Plan and the Supplemental Plan may elect to defer a total of up to 50% of their base salary and annual bonus. In 2023, our matching contribution was equal to 50% of the first 5% of eligible compensation deferred under the 401(k) Plan and the Supplemental Plan.

**Ingram Micro Holding Corporation has requested confidential treatment of this registration statement and associated correspondence pursuant to Rule 83 of the Securities and Exchange Commission.**

***Change in Control and Termination of Employment Arrangements***

*Change in Control Plan*

We maintain an Executive Change in Control Severance Plan (“CIC Plan”). We have determined that this plan will assist us in retaining and motivating our key executives. The CIC Plan, which provides “double-trigger” severance benefits, endeavors to continue providing our eligible officers with reasonable financial security in their employment and position with us, without distraction from uncertainties regarding their employment created by the possibility of a potential or actual change in control. Each of our CEO and the other NEOs (excluding Mr. Monié) participates in the CIC Plan.

In the event the participant’s employment is terminated by us without “cause” or by the participant for “good reason,” (each, as defined in the CIC Plan) in each case within six months prior to or 24 months following our change in control, subject to the participant’s execution of a release and restrictive covenant agreement satisfactory to us, the CIC Plan provides for certain severance benefits. Specifically, the participant will be eligible for the following: a lump-sum cash payment of a specified multiple (2.5 times for our CEO and 2.0 times for all other participants) multiplied by the sum of the participant’s base salary and target annual bonus; a prorated target annual bonus for the year in which the qualifying termination occurs; immediate vesting and payment of outstanding time-based long-term incentive awards, with outstanding performance-based long-term incentive awards vesting at the target value; a lump-sum payment equal to the annualized cost of the premiums required for the continuation of employer-sponsored medical, dental and vision insurance benefits for 12 months; and outplacement benefits of up to \$50,000.

A summary of the terms and conditions of the CIC Plan, including a detailed description of the severance benefits and estimated values of these benefits, is set forth under “Potential Payments Upon Termination or Change in Control” below. The CIC Plan does not provide for any tax gross-up to participants.

*Executive Officer Severance Policy*

We also maintain an Executive Officer Severance Policy (the “Severance Policy”), which applies to our CEO and certain other executive officers elected by the board of directors (which includes all of the NEOs other than Mr. Monié) and which endeavors to continue providing our eligible officers with reasonable financial security in their employment and position with us, without distraction from uncertainties regarding their employment created by the possibility of a termination of employment without “cause.” Under the terms of the Severance Policy, eligible executive officers are entitled to severance benefits if their employment is terminated by us without “cause” (as defined in the Severance Policy) outside of the change-in-control context and if certain other conditions are satisfied. In such cases, subject to the execution of a release and restrictive covenant agreement satisfactory to us, eligible executive officers will be entitled to the severance benefits described in “Potential Payments on Termination or Change in Control” below. Pursuant to the Severance Policy, if an executive officer receives any severance payments or other benefits under the Severance Policy and we subsequently determine that the executive officer had engaged in conduct which constituted “cause” for the termination of such executive officer’s employment by us, the executive officer is obligated to reimburse us for all payments and the value of all benefits received by the executive officer which would not have been received if the executive officer’s employment had been terminated by us for “cause,” including interest.

Management periodically reviews both the Severance Policy and the CIC Plan to ensure they are providing appropriate protections compared to the estimated costs. Management anticipates our future board of directors will initiate a review of these policies in the year following becoming a publicly traded company.

***Internal Revenue Code Section 162(m) Policy***

Under Code Section 162(m), a publicly held corporation cannot take a federal income tax deduction for compensation exceeding \$1 million per person in any taxable year for its chief executive officer, chief financial

**Ingram Micro Holding Corporation has requested confidential treatment of this registration statement and associated correspondence pursuant to Rule 83 of the Securities and Exchange Commission.**

officer and other three most highly compensated executive officers (each, a “Covered Person”). In addition, once an individual becomes a Covered Person for any taxable year, that individual will remain a Covered Person for all future years, including following any termination of employment.

While our board of directors will consider the anticipated tax treatment to us and our executive officers as one factor when reviewing our executive compensation and other compensation programs, our board of directors will also look at other factors in making its decisions, as noted above, and retains full authority to approve compensation arrangements for our executive officers that are not fully deductible under Section 162(m) when it believes that other considerations outweigh the tax deductibility of the compensation.

**2024 Stock Incentive Plan**

In connection with this offering, our board of directors adopted, and our stockholders approved, the 2024 Plan, which will be effective upon the execution and delivery of the underwriting agreement related to this offering. The 2024 Plan will have the features described below. The purpose of the 2024 Plan is to assist the Company in attracting, retaining, motivating, and rewarding certain employees, officers, and directors of the Company and its affiliates and promoting the creation of long-term value for stockholders of the Company by closely aligning the interests of such individuals with those of the stockholders.

The total number of shares of our common stock available for issuance pursuant to awards under the 2024 Plan will equal . The number of shares of common stock available for issuance under the 2024 Plan will be subject to adjustment as provided in the plan. Any of our employees and directors of our subsidiaries or affiliates will be eligible to receive an award under the 2024 Plan, to the extent that an offer of such award is permitted by applicable law, stock market or exchange rules, and regulations or accounting or tax rules and regulations.

The 2024 Plan will provide for the grant of non-qualified stock options, restricted stock, restricted stock units, other stock-based awards, or any combination thereof. No determination has been made as to the types or amounts of awards that will be granted to specific individuals under the 2024 Plan. Each award, if and when made, will be set forth in a separate grant notice or agreement and will indicate the type and terms and conditions of the award.

**Summary Compensation Table**

The following table sets forth information concerning the total compensation earned or paid to our NEOs for services rendered to us during Fiscal Year 2023 (Successor).

Name and Principal Position	Year	Salary (\$)	Bonus \$(1)	Non-Equity Incentive Plan Compensation \$(2)	All Other Compensation \$(3)	Total (\$)
<b>Paul Bay</b> <i>Chief Executive Officer</i>	2023	913,562	—	2,099,914	39,267	3,052,743
<b>Michael Zilis</b> <i>Chief Financial Officer</i>	2023	824,218	—	942,329	39,519	1,806,065
<b>Alain Monié</b> <i>Executive Chairman</i>	2023	811,500	1,800,000	—	20,779	2,632,279
<b>Augusto Aragone</b> <i>Executive Vice President, Secretary &amp; General Counsel</i>	2023	613,562	—	491,040	21,271	1,125,873
<b>Scott Sherman</b> <i>Executive Vice President, Human Resources</i>	2023	613,562	—	491,040	20,838	1,125,440

**Ingram Micro Holding Corporation has requested confidential treatment of this registration statement and associated correspondence pursuant to Rule 83 of the Securities and Exchange Commission.**

- (1) This column includes the time-vested Cash Based LTI award held by Mr. Monié that vested and was paid to Mr. Monié in January 2023.
- (2) This column represents the payment of the EIP for fiscal year 2023 (including the MBO portion).
- (3) The amounts in this column are itemized in the following “All Other Compensation Table – Fiscal Year 2023(Successor)”:

**All Other Compensation Table – Fiscal Year 2023 (Successor)**

	Employer Contributions to the 401(k) Plan (\$)	Employer Contributions to the Supplemental Plan (\$)	Other (\$) (A)	Total (as disclosed in the All Other Compensation column) (\$)
Mr. Bay	8,250	18,935	12,082	39,267
Mr. Zilis	8,250	18,073	13,196	39,519
Mr. Monié	6,416	14,363	—	20,779
Mr. Aragone	8,250	13,021	—	21,271
Mr. Sherman	8,250	12,588	—	20,838

- (A) Represents executive perquisites and benefits exceeding \$10,000 in the aggregate per executive, consisting of (i) the incremental cost to the company of the executive’s spouse’s travel to and required attendance at business events (\$9,567 for Mr. Bay and \$8,959 for Mr. Zilis), (ii) executive physical examinations (\$2,000 for Mr. Bay and \$3,721 for Mr. Zilis), and (iii) \$515 in long-term disability insurance premiums.

**Grants of Plan-Based Awards Table**

Name	Plan Name	Estimated Future Payouts Under Non-Equity Incentive Plan Awards (1)		
		Threshold (\$)	Target (\$)	Maximum (\$)
Paul Bay	Executive Incentive Program	913,562	2,192,548	4,019,671
Michael Zilis	Executive Incentive Program	412,109	989,061	1,813,279
Augusto Aragone	Executive Incentive Program	214,747	515,392	944,885
Scott Sherman	Executive Incentive Program	214,747	515,392	944,885

- (1) Represents incentive awards under the EIP for fiscal year 2023. The actual 2023 incentive awards earned by Messrs. Bay, Zilis, Sherman and Aragone are disclosed in the “Summary Compensation Table” under the “Non-Equity Incentive Plan Compensation” column. See the discussion above under “Compensation Discussion and Analysis—How Designed and Determined—Annual Executive Incentive Program.”

**Narrative Disclosure Relating to Summary Compensation Table and Grants of Plan Based Awards Table**

The material terms of the agreements and arrangements relating to the information disclosed in the Summary Compensation table and the Grant of Plan Based Awards table are included in our Compensation Discussion & Analysis above.



**Ingram Micro Holding Corporation has requested confidential treatment of this registration statement and associated correspondence pursuant to Rule 83 of the Securities and Exchange Commission.**

**Nonqualified Deferred Compensation**

The following table provides information relating to nonqualified deferred compensation balances and contributions by the NEOs for the period indicated.

Name	Name of Plan	Executive Contributions in Fiscal Year 2023 (Successor) (\$)	Registrant Contributions in Fiscal Year 2023 (Successor) (\$)(1)	Aggregate Earnings in Fiscal Year 2023 (Successor) (\$)	Aggregate Withdrawals/Distributions in Fiscal Year 2023 (Successor) (\$)(3)(4)	Aggregate Balance at End of Fiscal Year 2023 (Successor) (\$)
Paul Bay	Supplemental Plan	413,515	18,935	484,189	—	2,696,562
Michael Zilis	Supplemental Plan	1,162,392	18,073	924,508	—	6,198,754
Alain Monié	Supplemental Plan	41,559	14,363	562,357	—	11,710,266
	Cash Based LTI(2)				1,800,000	0
Augusto Aragone	Supplemental Plan	302,769	13,021	161,657	1,308	1,366,376
Scott Sherman	Supplemental Plan	30,658	12,588	42,970	53,865	243,411

- (1) Executive officers who are paid on the U.S. payroll may voluntarily participate in the Supplemental Plan. The Supplemental Plan, in general, allows executives to reduce their taxable compensation in the year earned and operates to restore 401(k) Plan benefits, including Company matching contributions, which were reduced or limited by the Code. Under the terms of the Supplemental Plan, participants may elect to defer up to a combined 50% of their base salary and annual bonus between the Supplemental Plan and the 401(k) Plan. In conformance with Section 409A of the Code, deferral and distribution elections are made by each participant prior to the beginning of each calendar year for deferrals from base salary earned and paid during such calendar year and deferrals from bonus amounts earned during such calendar year but paid in the following calendar year. Executive contributions for 2023 include deferrals from base salary in respect of Fiscal Year 2023 (Successor) (reported in the Salary column of the Summary Compensation Table) and may also include bonus amounts earned in 2022 but paid in 2023 (which are not reported in the Non-Equity Incentive Plan Compensation column of the Summary Compensation Table included in this registration statement since such amounts relate to performance in 2022). We typically provide an employer match on behalf of the participants who make Supplemental Plan deferrals for the applicable year and remain employed through the last day of the year to restore the company match the Code limits in the 401(k) Plan. For the 2023 plan year, we made an employer match in the first quarter of 2024 equal to 50% of the deferrals up to 5% of eligible compensation, reduced by the 2023 employer matching contributions to the 401(k) Plan (such amounts reported in the “All Other Compensation” column of the Summary Compensation Table). Participants have earnings or losses credited to their Supplemental Plan account as a result of their selection from the various investment options available to them in this plan. Participants may redirect their investment in the various investment fund options on a daily basis. Account balances are disbursed to participants upon their termination of employment or such other fixed date as elected by the participant, based on the participant’s election prior to the year of deferral. Participants may elect to receive their account balance as a lump-sum cash payment or in installment payments over 5, 10 or 15 years. Executive contributions are not separately shown in the “Summary Compensation Table” but instead are deferrals from individuals’ salary and/or bonus amount shown in the “Summary Compensation Table.”
- (2) The value of the Cash-Based LTI awards was fixed up front, and subject to time-based vesting. Mr. Monié meets the definition of “Retirement” eligible under the respective awards, and therefore was eligible to retain his Cash-Based LTI awards following a termination of his employment for any reason other than “cause” and would receive the amounts payable under such awards in accordance with the payment schedules set forth in each award agreement. For additional information regarding our Cash-Based LTI awards, please see “Compensation Discussion and Analysis—How Designed and Determined—Outstanding Long-Term Cash Awards from Prior Years—Time Vesting” above.
- (3) Payments made in respect of the Cash-Based LTI awards are reported in the Bonus column of the Summary Compensation Table.
- (4) During 2023, under the Supplemental Plan, Messrs. Sherman and Aragone received lump sum distributions as noted in the table based on their initial deferral elections which provided for an in-service distribution.

**Ingram Micro Holding Corporation has requested confidential treatment of this registration statement and associated correspondence pursuant to Rule 83 of the Securities and Exchange Commission.**

**Potential Payments Upon Termination or Change in Control**

We maintain incentive programs, including award agreements, the Severance Policy and the CIC Plan which require that we provide payments and benefits to the NEOs (other than Mr. Monié) in the event of a qualifying termination of employment and/or a change in control.

The chart below describes the termination provisions of each incentive program and the award agreements, as well as any payments and benefits under the Severance Policy and the CIC Plan assuming the last date of employment for the NEO was the last business day of our fiscal year, December 29, 2023 (and therefore the cash incentive award would be considered “earned”) and/or that the change in control occurred on December 29, 2023, as applicable. NEOs had no outstanding Cash Based Long-Term Incentives as of December 29, 2023.

	<b>Short-Term Incentive — Cash (1)</b>	<b>Participation Plan (2)</b>	<b>Severance Pay and Benefits (Under Severance Policy or CIC Plan) (3)</b>
<b>Change in Control (“CIC”) (No Termination)</b>	None	A CIC is a “Qualifying Event” under the terms of the Participation Plan. Outstanding time-based performance units will become fully vested and payable in cash or, if the transaction involves consideration in publicly traded shares, in shares. Outstanding performance-based performance units will vest, if at all, according to the performance valuation calculation.	None
<b>Qualifying Termination in Connection with a CIC</b>	None; see treatment under CIC Plan column.	A CIC is a “Qualifying Event” under the terms of the Participation Plan. Outstanding time-based performance units will become fully vested and payable in cash or, if the transaction involves consideration in publicly traded shares, in shares. Outstanding performance-based performance units will vest, if at all, according to the performance valuation calculation.	We will pay or provide (A) a lump sum payment equal to 2.5 times for the CEO (or 2 times for the other NEOs and EVPs (except Mr. Monié); the sum of (i) the participant’s annual base salary and (ii) target annual bonus, (B) a lump sum payment equal to the prorated target annual bonus for the year of termination, (C) a lump sum payment equal to 12 months of 100% of the premium costs for employer- sponsored medical, dental and vision insurance benefits in effect on the date of termination, and (D) participation in an outplacement program until the earlier of (i) the end of the year following the year of termination and (ii) the participant’s subsequent full-time employment, subject to a maximum cost of \$50,000.

**Ingram Micro Holding Corporation has requested confidential treatment of this registration statement and associated correspondence pursuant to Rule 83 of the Securities and Exchange Commission.**

	<b>Short-Term Incentive — Cash (1)</b>	<b>Participation Plan (2)</b>	<b>Severance Pay and Benefits (Under Severance Policy or CIC Plan) (3)</b>
<b>Termination for Cause</b>	None	None	None
<b>Voluntary Termination</b>	Any earned payment based on actual 2023 performance under the terms of the EIP.	Time-based performance units that have matured on or prior to the termination date will remain eligible for future payment.	None
<b>Involuntary “Not for Cause” Termination (not under CIC)</b>	None; see treatment under Severance Pay and Benefits column.	Time-based performance units that have matured on or prior to the termination date will remain eligible for future payment, and all remaining performance units will remain outstanding and eligible to mature upon the occurrence of a “Qualifying Event” for 6 months following the termination date, to the extent such units would have otherwise matured had employment continued.	We will pay or provide (A) a lump sum payment equal to the prorated annual bonus for the year of termination based on actual company performance, (B) a lump sum payment equal to the sum of the participant’s monthly annual base salary and target monthly bonus in effect on the termination date multiplied by total number of years of continuous service (with a minimum of 12 and capped at 24 for the CEO and 18 for all other NEOs), (C) a lump sum payment equal to total number of years of continuous service (with a minimum of 12 months and capped at 18 months) of 100% of the premium costs for employer- sponsored medical, dental and vision insurance benefits in effect on the termination date, and (D) participation in an outplacement program until the earlier of the participant’s subsequent full-time employment or 12 months following the termination date, subject to a maximum cost of \$20,000.

**Ingram Micro Holding Corporation has requested confidential treatment of this registration statement and associated correspondence pursuant to Rule 83 of the Securities and Exchange Commission.**

	<b>Short-Term Incentive — Cash (1)</b>	<b>Participation Plan (2)</b>	<b>Severance Pay and Benefits (Under Severance Policy or CIC Plan) (3)</b>
<b>Death or Disability</b>	Any earned payment based on actual 2023 performance under the terms of the EIP.	Time-based performance units that have matured on or prior to the termination date will remain eligible for future payment, and all remaining performance units will remain outstanding and eligible to mature upon the occurrence of a “Qualifying Event” for 6 months following the termination date, to the extent such units would have otherwise matured had employment continued.	None
<b>Voluntary Termination for Good Reason (not under CIC)</b>	Any earned payment based on actual 2023 performance under the terms of the EIP.	Time-based performance units that have matured on or prior to the termination date will remain eligible for future payment, and all remaining performance units will remain outstanding and eligible to mature upon the occurrence of a “Qualifying Event” for 6 months following the termination date, to the extent such units would have otherwise matured had employment continued.	None

- (1) Payment to be calculated and paid on the same basis and at the same time as the annual bonus payments to actively employed executives under the EIP. Our EIP generally provides that if a participant remains employed through the last date of the program year (which ended on December 29, 2023, the business day preceding the last day of our fiscal year 2023) and experiences a termination of employment following the expiration of the program year but before the payment date of the bonus for such period, other than in the event of a termination of employment by the company for “cause,” the participant will remain eligible to receive the bonus for the completed program year based on actual performance. In addition, the NEOs are eligible for benefits under the Severance Policy and CIC Plan, as applicable, which likewise provide for the payment of prorated bonuses for the year in which termination occurs, as reflected in the table above. Both the Severance Policy and CIC Plan note that in no event will such policy or plan result in the duplication of payments or benefits provided to an NEO. Accordingly, the table above reflects that upon any termination “without cause,” the annual bonuses payable to our NEOs for the year in which such termination occurs would be paid pursuant to the terms of the Severance Policy or CIC Plan, as applicable.
- (2) Payments made under the Participation Plan related to termination are subject to the participant’s execution of a release of claims and restrictive covenant agreement.
- (3) Severance benefits provided under the Severance Policy and the CIC Plan are subject to the participant’s execution of a release of claims and restrictive covenant agreement and are payable in a lump sum cash payment.

Mr. Monié has entered into a transition agreement, the material terms of which have been summarized above under “Compensation Discussion and Analysis —Mr. Monié Transition Agreement”. Following a

**Ingram Micro Holding Corporation has requested confidential treatment of this registration statement and associated correspondence pursuant to Rule 83 of the Securities and Exchange Commission.**

termination of employment, Mr. Monié remains eligible to receive his “IPO Grant” (as described above), which will have a value of \$2 million if made, unless his employment is terminated by the Company for cause or Mr. Monié resigns without good reason, subject to and conditioned upon the occurrence of the relevant transaction within the specified period. The table below reflects that Mr. Monié would not be eligible for any payments of compensation and benefits upon a termination of employment effective as of December 29, 2023 pursuant to his transition agreement.

**Payments Upon Termination Table**

For purposes of this analysis, we assumed:

- a. the last date of employment for the NEO is the last business day of our last fiscal year, December 29, 2023;
- b. annual base salary at termination is equal to salary as of December 29, 2023; and
- c. annual target incentive at termination is equal to target incentive as of December 29, 2023.

Based on these assumptions, the amount of compensation payable to each NEO in each potential situation is listed in the table below. Performance units granted pursuant to our Participation Plan had no value as of December 29, 2023 and therefore are not included in the table below.

	Short-Term Incentive (\$)(1)	Severance Pay (\$)	Health Premiums (\$)	Outplacement (\$)	Total (\$)
<b>Paul Bay</b>					
CIC Termination	2,203,200	7,803,000	19,379	50,000	10,075,579
Voluntary Termination (with or without Good Reason)	2,099,914	—			2,099,914
Involuntary Not for Cause Termination	2,099,914	3,381,300	20,994	20,000	5,522,208
Death/Disability	2,099,914	—			2,099,914
<b>Michael Zilis</b>					
CIC Termination	996,216	3,652,792	15,786	50,000	4,714,794
Voluntary Termination (with or without Good Reason)	942,329				942,329
Involuntary Not for Cause Termination	942,329	2,587,394	22,363	20,000	3,572,086
Death/Disability	942,329				942,329
<b>Alain Monié (2)</b>					
<b>Augusto Aragone</b>					
CIC Termination	519,120	2,274,240	27,516	50,000	2,870,876
Voluntary Termination (with or without Good Reason)	491,040				491,040
Involuntary Not for Cause Termination	491,040	1,421,400	34,395	20,000	1,966,835
Death/Disability	491,040				491,040
<b>Scott Sherman</b>					
CIC Termination	519,120	2,274,240	16,402	50,000	2,859,762
Voluntary Termination (with or without Good Reason)	491,040				491,040
Involuntary Not for Cause Termination	491,040	1,137,120	16,402	20,000	1,664,562
Death/Disability	491,040				491,040

- (1) All scenarios show the actual EIP payment amounts for fiscal year 2023, except that CIC Terminations show the target EIP amounts calculated using each applicable participant’s annual base salary immediately preceding the date of termination.

**Ingram Micro Holding Corporation has requested confidential treatment of this registration statement and associated correspondence pursuant to Rule 83 of the Securities and Exchange Commission.**

- (2) Although not reflected in the table above because it does not necessarily relate to a “change in control,” the transition agreement with Mr. Monié provides that in the event that an initial public offering or certain similar transactions occurs within a specified period Mr. Monié would be granted vested shares of common stock of the Company with a value as specified in the transition agreement, and would remain eligible to receive such grant unless his employment is terminated by the Company without cause or he resigns without good reason prior to the date of grant. Mr. Monié is not eligible for any other payments with respect to the termination of his employment or the termination of the transition agreement as of December 29, 2023 for any reason.

**Director Compensation**

In May 2023, we entered into agreements with threenon-employee director nominees. The agreements specified that details regarding director compensation and the terms of their formal appointment to the board of directors would be provided at a later date. The agreements also provide that, subject to the nominee’s appointment to the board of directors, the nominee will receive a one-time grant of shares of our common stock (the “Sign-On Grant”) with a fair market value equal to the product of (x) \$10,000 times (y) the number of full months between May 1, 2023, and the IPO, that will vest on the six (6) month anniversary of the Delivery Date (as defined below). The Sign-On Grant will be delivered on the tenth business day following the IPO (the “Delivery Date”) in the form of a number of restricted shares of common stock of the Company with a fair market value as of the Delivery Date equal to the aggregate value of the Sign-On Grant, with such fair market value determined based on the closing price of our common stock reported on the principal national securities exchange on which such shares are listed on the Delivery Date. No amounts have been paid to, or accrued with respect to, directors for their role on the board of directors with respect to Fiscal Year 2023 (Successor).

In connection with this offering, our board of directors approved a newnon-employee director compensation policy that will become effective upon the execution and delivery of the underwriting agreement related to this offering and will be applicable to all of our non-employee directors. This compensation policy provides that each such non-employee director will receive the following compensation for service on our board of directors (other than any member of the board of directors affiliated with Platinum):

- Annual cash retainer of \$100,000 for each non-employee director;
- Additional cash retainer for the Chair of the audit committee of \$35,000 for service as chairperson of the audit committee;
- An initial equity award in connection with this offering of restricted stock units with a grant date value of \$185,000, vesting on the first anniversary of our offering; and
- An annual restricted stock unit award to be granted on the date of the Company’s annual meeting of stockholders with a grant date value of \$185,000, with all of the shares of our common stock subject to the award vesting on the earlier of either the date of the Company’s next annual meeting of stockholders or the one-year anniversary of the date of the grant.

We will also reimburse our directors for reasonable and necessaryout-of-pocket expenses incurred in attending board and committee meetings or performing other services for us in their capacities as directors.

**Ingram Micro Holding Corporation has requested confidential treatment of this registration statement and associated correspondence pursuant to Rule 83 of the Securities and Exchange Commission.**

**CERTAIN RELATIONSHIPS AND RELATED PERSON TRANSACTIONS**

In addition to the compensation arrangements, including employment, termination of employment and change of control arrangements and indemnification arrangements, discussed in the sections titled “Management” and “Executive Compensation,” the following is a description of each transaction since January 3, 2021 and each currently proposed transaction in which:

- we or any of our subsidiaries have been or will be a participant;
- the amount involved exceeded or will exceed \$120,000; and
- any of our directors, executive officers or beneficial holders of more than 5% of any class of our capital stock, or their affiliates, or any immediate family member of, or person sharing the household with, any of these individuals, had or will have a direct or indirect material interest.

**Related Party Transactions in Effect Prior to this Offering**

***Platinum Acquisition Agreement***

The consummation of the Imola Mergers was effected through the Agreement and Plan of Merger, dated as of December 9, 2020 by and among Tianjin Tianhai Logistics Investment Management Co., Ltd., HNA Tech, GCL Investment Management, Inc., Ingram Micro, Imola Acquisition Corporation and Imola Merger Corporation.

***Advisory Agreement***

Following the consummation of the Imola Mergers, the Company (and/or one of its affiliates) and Platinum Advisors entered into the Advisory Agreement, pursuant to which the Company engaged Platinum Advisors as a financial, transactional and management consultant. Under the Advisory Agreement, the Company has agreed to pay Platinum Advisors an annual management fee in an amount to be mutually agreed between the parties and to reimburse Platinum Advisors for its out-of-pocket costs and expenses incurred in connection with its services under the agreement. In 2023, the aggregate management fee was \$25 million.

The Advisory Agreement contains customary indemnification provisions in favor of Platinum Advisors and its affiliates, including Platinum. The Advisory Agreement will be terminated upon the consummation of this offering.

***Loan to Officer***

On October 8, 2021, we entered into a secured promissory note with Alain Monié, our Chief Executive Officer, in the amount of \$7,000,000 at an interest rate of 1.5% per annum, in connection with the purchase of 125 shares of Class B non-voting common stock of the Company (the “Monié Purchased Shares”). The loan was secured by a pledge of the Monié Purchased Shares. The loan was repaid prior to the filing of this registration statement.

***Mr. Monié Transition Agreement***

In connection with the transition of Mr. Monié from CEO of Ingram Micro to Executive Chairman of Ingram Micro as of January 1, 2022 and his expected retirement as of December 31, 2024 or, if earlier, on the day after the grant date of certain shares that will be granted following the occurrence of our initial public offering or certain similar transactions, Mr. Monié and Ingram Micro entered into a transition agreement, on October 2, 2021 (which has since been amended and restated three times, most recently effective as of December 30, 2023), which generally sets forth the terms and conditions of his transition and retirement. See “Executive Compensation—Compensation Discussion and Analysis—Mr. Monié Transition Agreement.”

**Ingram Micro Holding Corporation has requested confidential treatment of this registration statement and associated correspondence pursuant to Rule 83 of the Securities and Exchange Commission.**

***Share Purchases***

Following the Imola Mergers, certain members of our management team, including our executive officers, were provided the opportunity to purchase shares of Class B non-voting common stock at a price equal to the fair market value of \$100,000 per share.

	<b>2021 Share Purchases (Shares)</b>
Mr. Monié	125.0
Mr. Zilis	6.41250
Mr. Bay	14.15625
Mr. Sherman	7.74375
Mr. Aragone	5.16250
Mr. Dave (1)	7.74375

- (1) Nimesh Dave is our former Executive Vice President of Global Cloud. Mr. Dave ceased being an officer of the Company on January 12, 2022 and ceased being an employee on June 30, 2022.

***Dividend***

On April 29, 2022, the Company declared and paid a dividend to our current stockholders, including Imola JV Holdings, L.P., the entity through which Platinum holds its investment in the Company, of approximately \$1.75 billion, with proceeds from the primary closing of the CLS Sale, which occurred on April 4, 2022. Each of our executive officers who held shares of common stock participated in their pro-rata share of the dividend declared in connection with the CLS Sale.

***Certain Relationships with Platinum***

From time to time, Platinum and/or its affiliates have entered into, and may continue to enter into, arrangements with us to use our products and services. We believe that all such arrangements have been entered into in the ordinary course of business and have been negotiated on commercially reasonable terms.

**Agreements to Be Entered into in Connection with this Offering**

***Investor Rights Agreement***

In connection with this offering, we intend to enter into the Investor Rights Agreement with Platinum. Pursuant to the Investor Rights Agreement, we will be required to take all necessary action to cause the board of directors and its committees to include director candidates designated by Platinum in the slate of director nominees recommended by the board of directors for election by our stockholders. The Investor Rights Agreement will grant Imola JV Holdings, L.P. (the "Platinum Stockholder") the right to nominate for election to our board of directors no fewer than that number of directors that would constitute: (i) a majority of the total number of directors so long as the Platinum Stockholder and Platinum collectively beneficially own at least 50% of the then outstanding capital stock of the Company; (ii) 40% of the total number of directors so long as the Platinum Stockholder and Platinum collectively beneficially own at least 40% but less than 50% of the then outstanding capital stock of the Company; (iii) 30% of the total number of directors so long as the Platinum Stockholder and Platinum collectively beneficially own at least 30% but less than 40% of the then outstanding capital stock of the Company; (iv) 20% of the total number of directors so long as the Platinum Stockholder and Platinum collectively beneficially own at least 20% but less than 30% of the then outstanding capital stock of the Company; and (v) 10% of the total number of directors so long as the Platinum Stockholder and Platinum collectively beneficially own at least 5% but less than 20% of the then outstanding capital stock of the Company. For purposes of calculating the number of directors that the Platinum Stockholder will be entitled to nominate pursuant to the formula outlined above, any fractional amounts shall automatically be rounded up to the nearest whole number. In the event that a vacancy is created at any time by the death, disability, retirement, resignation or removal (with or without cause) of a Platinum Stockholder nominee, the Platinum Stockholder shall have the right to designate a replacement to fill such vacancy.



**Ingram Micro Holding Corporation has requested confidential treatment of this registration statement and associated correspondence pursuant to Rule 83 of the Securities and Exchange Commission.**

The Investor Rights Agreement will also grant Platinum certain customary demand registration rights, as well as “piggyback” registration rights, with respect to shares of our Common Stock. See “Description of Capital Stock—Registration Rights.”

***Indemnification Agreements***

Prior to the completion of this offering, we expect to enter into indemnification agreements with each of our directors and officers. These agreements will require us to indemnify these individuals and, in certain cases, affiliates of such individuals, to the fullest extent permissible under Delaware law against liabilities that may arise by reason of their service to us or at our direction, and to advance expenses incurred as a result of any proceeding against them as to which they could be indemnified. Insofar as indemnification for liabilities arising under the Securities Act may be permitted to directors, we have been informed that in the opinion of the SEC such indemnification is against public policy and is therefore unenforceable.

**Related Party Transactions Policy**

In connection with this offering, we have adopted a written policy with respect to the review, approval and ratification of related person transactions to assist our board of directors in reviewing and taking appropriate action concerning related person transactions and assist us in preparing the disclosure that the SEC rules require to be included in our applicable filings as required by the Securities Act and the Exchange Act and their related rules. This policy is intended to supplement, and not to supersede, our other policies that may be applicable to or involve transactions with related persons, such as our policies for determining director independence and our code of conduct and conflicts of interests policies. The policy covers any financial transaction, arrangement or relationship or any series of similar transactions, arrangements or relationships (including indebtedness and guarantees of indebtedness and transactions involving employment and similar relationships) involving the Company and any director, nominee or executive officer, or any immediate family member thereof, or any greater than 5% beneficial owner of our voting securities, in each case, having a direct or indirect material interest in such transaction. Any such transaction must be approved or ratified by our audit committee unless our board of directors in its discretion designates another independent body consisting solely of independent directors. The audit committee may only approve those transactions that are in, or are not inconsistent with, our best interests and those of our stockholders, as the audit committee determines in good faith.

**Ingram Micro Holding Corporation has requested confidential treatment of this registration statement and associated correspondence pursuant to Rule 83 of the Securities and Exchange Commission.**

**PRINCIPAL AND SELLING STOCKHOLDER**

The following table sets forth, as of \_\_\_\_\_, 2024, information regarding beneficial ownership of our capital stock, and, after giving effect to this offering, by:

- each person, entity or group of affiliated persons, known by us to beneficially own more than 5% of our voting securities;
- each of our named executive officers;
- each of our directors and director nominees;
- all of our executive officers, directors and director nominees as a group; and
- the selling stockholder.

To our knowledge, each person named in the table has sole voting and investment power with respect to all of the securities shown as beneficially owned by such person, except as otherwise set forth in the notes to the table. The number of securities shown represents the number of securities the person “beneficially owns,” as determined by the rules of the SEC. The SEC has defined “beneficial” ownership of a security to mean the possession, directly or indirectly, of voting power and/or investment power. A security holder is also deemed to be, as of any date, the beneficial owner of all securities that such security holder has the right to acquire within 60 days after that date through (1) the exercise of any option, warrant or right, (2) the conversion of a security, (3) the power to revoke a trust, discretionary account or similar arrangement or (4) the automatic termination of a trust, discretionary account or similar arrangement.

We have based our calculation of the percentage of beneficial ownership prior to the offering on \_\_\_\_\_ shares of Common Stock outstanding on \_\_\_\_\_, 2024, after giving effect to the Offering Reorganization Transactions, which will occur prior to the consummation of this offering. We have based our calculation of the percentage of beneficial ownership after the offering of shares of our Common Stock outstanding immediately after the completion of this offering (assuming no exercise of the underwriters’ option to purchase additional shares of our Common Stock from the selling stockholder).

Unless otherwise noted below, the address for each of the stockholders in the table below is c/o Ingram Micro Holding Corporation, 3351 Michelson Drive, Suite 100, Irvine, CA 92612.

Beneficial owner	Shares before offering		Shares after offering (no option exercise)		Shares after offering (full option exercise (2))	
	Number	Percentage	Number	Percentage	Number	Percentage
<b>5% Stockholders:</b>		%		%		%
Investment vehicles affiliated with Platinum Equity, LLC (1)						
<b>Named Executive Officers, Directors and Director Nominees:</b>						
Augusto Aragone		%		%		%
Paul Bay		%		%		%
Alain Monié		%		%		%
Scott Sherman		%		%		%
Michael Zilis		%		%		%
Felicia Alvaro		%		%		%
Anne Chow		%		%		%
Christian Cook		%		%		%
Tracey Doi		%		%		%
Bryan Kelln		%		%		%
Jacob Kotzubei		%		%		%
Matthew Louie		%		%		%
Eric Worley		%		%		%
Mary Ann Sigler		%		%		%
Named Executive Officers, Director and Director Nominees as a group (individuals)		%		%		%

**Ingram Micro Holding Corporation has requested confidential treatment of this registration statement and associated correspondence pursuant to Rule 83 of the Securities and Exchange Commission.**

- (1) Imola JV Holdings, L.P. (the "Platinum Stockholder") is the record holder of \_\_\_\_\_ shares of our Common Stock. Tom Gores is the manager of Platinum Equity, LLC, which is the sole member of Platinum Equity Investment Holdings, LLC, which is the sole member of Platinum Equity Investment Holdings IC (Cayman), LLC which is the general partner of Platinum Equity InvestCo, L.P., which is the sole member of Platinum Equity Investment Holdings V, LLC, which is the sole member of Platinum Equity Partners V, LLC, which is the general partner of Platinum Equity Partners V, L.P., which is the general partner of the Platinum Stockholder. By virtue of these relationships, each of these entities and Mr. Gores may be deemed to share beneficial ownership of the securities held of record by the Platinum Stockholder.  
The business address of each of the entities named herein and Mr. Gores is 360 North Crescent Drive, South Building, Beverly Hills, CA 90210.
- (2) To the extent the underwriters' option to purchase additional shares is not exercised in full, the shares sold by the selling stockholder will be decreased on a pro rata basis.

**Ingram Micro Holding Corporation has requested confidential treatment of this registration statement and associated correspondence pursuant to Rule 83 of the Securities and Exchange Commission.**

**DESCRIPTION OF MATERIAL INDEBTEDNESS**

**ABL Credit Facilities**

On July 2, 2021, Ingram Micro entered into the ABL Revolving Credit Facility and the ABL Term Loan Facility. Letters of credit under the ABL Revolving Credit Facility are limited to the lesser of (a) \$400 million and (b) the aggregate unused amount of commitments under the ABL Revolving Credit Facility then in effect. Loans under the ABL Credit Facilities are denominated, at its option, in U.S. dollars, Canadian dollars, Euros, Pounds Sterling, Australian dollars or other currencies to be agreed. JPMorgan Chase Bank, N.A. acts as administrative agent and collateral agent for the ABL Credit Facilities. The ABL Credit Facilities mature on July 2, 2026. A portion of the ABL Credit Facilities was drawn on July 2, 2021 to finance a portion of the Imola Mergers (and the related transactions) and the ABL Revolving Credit Facility may be drawn from time to time to fund working capital and for other general corporate purposes, including permitted acquisitions and other investments. As of December 30, 2023, there was \$30 million outstanding and \$3,470 million of unused commitments under the ABL Revolving Credit Facility. See “Capitalization.”

Borrowings under the ABL Credit Facilities are limited by borrowing base calculations based on the sum of specified percentages of eligible accounts receivable, eligible inventory and unrestricted cash, minus the amount of any applicable reserves. Borrowings bear interest at a floating rate, which can be either (A) an adjusted forward-looking term rate based on SOFR (subject to a floor of 0.00%) plus (x) in the case of the ABL Revolving Credit Facility, a margin ranging from 1.25% to 1.75% (determined by reference to the average availability under the ABL Revolving Credit Facility) or (y) in the case of the ABL Term Loan Facility, 3.50%, or, at the company’s option, (B) a base rate plus (x) in the case of the ABL Revolving Credit Facility, a margin ranging from 0.25% to 0.75% (determined by reference to the average availability under the ABL Revolving Credit Facility) or (y) in the case of the ABL Term Loan Facility, 2.50%. Ingram Micro may borrow on the ABL Revolving Credit Facility only up to the lesser of (i) the level of its then current borrowing base and (ii) the committed maximum borrowing capacity of \$3,500 million plus the amount of loans outstanding under the ABL Term Loan Facility. Subject to certain conditions, the ABL Credit Facilities may be expanded by up to the greatest of (a) \$1,000 million less any increases or incremental facilities established under the Term Loan Credit Facility in reliance on the Fixed Term Loan Incremental Amount which is the greater of \$1,000 million and 100.0% of Consolidated EBITDA (as such term is defined in the Term Loan Credit Agreement), (b) 100.0% of four-quarter Consolidated EBITDA (as such term is defined in the ABL Credit Agreement) less any increases or incremental facilities established under the Term Loan Credit Facility in reliance on the Fixed Term Loan Incremental Amount and (c) the excess of the borrowing base over the sum of (i) the aggregate commitments of the ABL Revolving Credit Facility at such time plus (ii) the outstanding amount of loans under the ABL Term Loan Facility at such time, in additional commitments and loans. Ingram Micro’s ability to draw under the ABL Revolving Credit Facility or issue letters of credit thereunder is conditioned upon, among other things, its delivery of prior written notice of a borrowing or letter of credit request, as applicable, its ability to reaffirm the representations and warranties contained in the ABL Credit Agreement in all material respects and the absence of any default or event of default thereunder.

Ingram Micro’s obligations under the ABL Credit Facilities are guaranteed by Imola Acquisition Corporation, an investment vehicle of certain private investment funds sponsored and ultimately controlled by Platinum, Ingram Micro and all of Ingram Micro’s direct and indirect wholly owned U.S. subsidiaries (subject to certain permitted exceptions, including exceptions based on immateriality thresholds of aggregate assets and revenues of excluded U.S. subsidiaries), as well as certain of Ingram Micro’s direct and indirect wholly owned foreign subsidiaries organized in jurisdictions where borrowing base assets are located (subject to certain permitted exceptions). The ABL Credit Facilities are secured by a lien on substantially all of Imola Acquisition Corporation’s, Ingram Micro’s and each of Ingram Micro’s direct and indirect wholly owned U.S. subsidiaries’ current and fixed assets (subject to certain exceptions), as well as certain assets of certain of Ingram Micro’s direct and indirect wholly owned subsidiaries organized in foreign jurisdictions where borrowing base assets are located (subject to certain exceptions). The ABL Credit Facilities have a first-priority lien on all inventory,

**Ingram Micro Holding Corporation has requested confidential treatment of this registration statement and associated correspondence pursuant to Rule 83 of the Securities and Exchange Commission.**

accounts receivable, tax refunds (other than accounts receivable and tax refunds relating to real estate, equipment, intellectual property and capital stock), cash, deposit accounts, securities accounts, investment property (other than capital stock and accounts solely to hold identifiable proceeds of Fixed Asset Collateral (as defined below)), certain related assets and, in each case, proceeds thereof that secure the obligations of the U.S. borrowers and U.S. guarantors (the “Current Asset Collateral”) and a lien (second in priority to the liens securing the 2029 Notes and the Term Loan Credit Facility discussed below) on (i) all real estate, equipment, intellectual property, equity interests in Ingram Micro or a subsidiary guarantor or its subsidiaries and all other assets other than Current Asset Collateral, and all supporting obligations, documents and books and records relating to any of the foregoing; and (ii) all substitutions, replacements, accessions, products or proceeds (including, without limitation, insurance proceeds) of any of the foregoing (“Fixed Asset Collateral”), excluding any fee-owned real property included in the Fixed Asset Collateral, in each case, subject to other permitted liens.

The following fees are applicable under the ABL Credit Facilities: (a) an unused line fee of (i) 0.375% per annum of the unused portion of the ABL Revolving Credit Facility (excluding any swingline loans) when the average unused portion of such facility is greater than 50% of the aggregate commitments under the ABL Revolving Credit Facility or (ii) 0.250% per annum of the unused portion of the ABL Revolving Credit Facility when the average unused portion of such facility (excluding any swingline loans) is less than or equal to 50% of the aggregate commitments under the ABL Revolving Credit Facility, (b) a letter of credit participation fee on the aggregate stated amount of each letter of credit equal to the applicable margin for adjusted Eurodollar rate loans, as applicable and (c) certain other customary fees and expenses of the lenders and agents thereunder. Subject to customary provisions for discretionary and protective overadvances, Ingram Micro is required to make prepayments under the ABL Credit Facilities at any time when, and to the extent that, the aggregate amount of the outstanding loans and letters of credit under the ABL Credit Facilities exceeds the lesser of (a) the aggregate amount of commitments in respect of the ABL Revolving Credit Facility plus the amount of loans outstanding under the ABL Term Loan Facility and (b) the applicable borrowing base. In addition, Ingram Micro will be required to make prepayments under the ABL Term Loan Facility with (a) the net cash proceeds of certain asset sales and casualty events relating to Current Asset Collateral subject to step-downs at specified leverage ratios and (b) the net cash proceeds of issuances of debt obligations by Ingram Micro and its restricted subsidiaries, except for certain permitted debt.

The ABL Credit Facilities contain customary covenants, including, but not limited to, restrictions on the ability of Ingram Micro and its restricted subsidiaries to merge and consolidate with other companies, incur indebtedness, grant liens or security interests on assets, make acquisitions, loans, advances or investments, pay dividends or make other restricted payments, sell or otherwise transfer assets, optionally prepay or modify terms of certain junior indebtedness, enter into transactions with affiliates or change the company’s line of business. The ABL Credit Facilities will require the maintenance of a minimum Fixed Charge Coverage Ratio (as set forth in the ABL Credit Agreement), on any date when Adjusted Availability (as such term is defined in the ABL Credit Agreement) is less than the greater of (a) 10% of the Line Cap (as such term is defined in the ABL Credit Agreement) and (b) \$300.0 million, of 1.00 to 1.00, tested for the four fiscal-quarter periods ending on the last day of the most recently ended fiscal quarter for which financials have been delivered, and at the end of each succeeding fiscal quarter thereafter until the date on which Adjusted Availability (as such term is defined in the ABL Credit Agreement) has exceeded the greater of (a) 10% of the Line Cap (as such term shall be defined in the ABL Credit Agreement) and (b) \$300.0 million for at least 30 consecutive calendar days.

The ABL Credit Facilities provide that, upon the occurrence of certain events of default, its obligations thereunder may be accelerated and the lending commitments terminated. Such events of default include payment defaults to the lenders thereunder, material inaccuracies of representations and warranties, covenant defaults, cross-defaults to other material indebtedness, voluntary and involuntary bankruptcy proceedings, material money judgments, material pension plan events, certain change of control events and other customary events of default, subject to certain materiality levels, default triggers, cure and grace periods and/or baskets.

**Ingram Micro Holding Corporation has requested confidential treatment of this registration statement and associated correspondence pursuant to Rule 83 of the Securities and Exchange Commission.**

On April 4, 2022, we used a portion of the proceeds received from the primary closing of the CLS Sale to pay down the full outstanding balance of our ABL Term Loan Facility.

On May 30, 2023, we entered into Amendment No. 2 to the ABL Credit Agreement, effective as of May 30, 2023, to amend the ABL Credit Agreement to replace LIBOR with SOFR as the interest rate benchmark.

**Term Loan Credit Facility**

On July 2, 2021, Ingram Micro entered into the Term Loan Credit Facility, which was fully drawn on such date to finance a portion of the Imola Mergers (and the related transactions).

Subject to certain conditions, the Term Loan Credit Facility, without the consent of the then existing lenders (but subject to the receipt of commitments), may be increased (or new incremental term loan facilities added) in an aggregate principal amount for all such increases and incremental facilities of no greater than (a) the greater of \$1,000 million and 100.0% of Consolidated EBITDA (as such term is defined in the Term Loan Credit Agreement) less any increase in the ABL Credit Facilities established in reliance on the Fixed ABL Incremental Amount which means the greater of (1) \$750,000,000 and (2) 75% of Consolidated EBITDA of Ingram Micro and its Restricted Subsidiaries (as such term is defined in the ABL Credit Agreement) for the most recently ended Test Period (as such term is defined in the ABL Credit Agreement) (calculated on a Pro Forma Basis (as such term is defined in the ABL Credit Agreement)), plus (b) an amount equal to all voluntary prepayments, repurchases and redemptions of *pari passu* term loans borrowed under the Term Loan Credit Agreement, the 2029 Notes, loans under the ABL Term Loan Facility and certain other indebtedness, plus (c) an unlimited amount, so long as on a pro forma basis (i) with respect to indebtedness secured by the Current Asset Collateral and Fixed Asset Collateral on a *pari passu* basis with the Term Loan Credit Facility, either (1) the Consolidated First Lien Net Leverage Ratio (as such term is defined in the Term Loan Credit Agreement) either (x) would not exceed the Consolidated First Lien Net Leverage Ratio as of the Acquisition Closing Date or (y) at the election of Ingram Micro if incurred in connection with a permitted acquisition or other permitted investment, would not increase or (2) the Fixed Charge Coverage Ratio (as such term is defined in the Term Loan Credit Agreement) is not less than the Fixed Charge Coverage Ratio prior to such increase and (ii) with respect to indebtedness secured by the Current Asset Collateral and Fixed Asset Collateral on a junior lien basis to the Term Loan Credit Facility or indebtedness that is unsecured, the Fixed Charge Coverage Ratio either (1) would not be less than 2.00 to 1.00 or (2) at the election of Ingram Micro if incurred in connection with a permitted acquisition or other permitted investment, would not decrease.

Borrowings under the Term Loan Credit Facility amortize in equal quarterly installments in an amount equal to 1.00% per annum of the principal amount. The interest rate applicable to borrowings under the Term Loan Credit Facility will be, at the company's option, either (1) the base rate (which is the highest of (x) the then current federal funds rate set by the Federal Reserve Bank of New York, plus 0.50%, (y) the prime rate on such day and (z) the one-month SOFR rate published on such date plus 1.00%) plus a credit spread adjustment ranging from 0.11448% to 0.42826% dependent on the applicable interest period and 2.00% or (2) one-, three- or six-month SOFR (subject to a floor of 0.50%) plus a credit spread adjustment ranging from 0.11448% to 0.4826% dependent on the applicable interest period and 3.00%. The Company entered into certain agreements during the first quarter of 2023 to establish a 5.5% upper limit on the LIBOR interest rate applicable to a substantial portion of the borrowings under the Term Loan Credit Facility. Due to the cessation of the LIBOR interest rate on June 30, 2023, we amended the interest rate cap agreements to establish a 5.317% upper limit on the SOFR interest rate. These interest rate cap agreements transitioned from LIBOR to SOFR as the interest reference rate during the third quarter of 2023.

Ingram Micro may voluntarily prepay loans or reduce commitments under the Term Loan Credit Facility, in whole or in part, subject to minimum amounts, with prior notice but without premium or penalty.

Ingram Micro will be required to prepay the Term Loan Credit Facility with the net cash proceeds of certain asset sales and casualty events relating to Fixed Asset Collateral, the incurrence or issuance of specified refinancing indebtedness and 50% of excess cash flow, in each case, subject to certain reinvestment rights, thresholds, step-downs and other exceptions.

**Ingram Micro Holding Corporation has requested confidential treatment of this registration statement and associated correspondence pursuant to Rule 83 of the Securities and Exchange Commission.**

Ingram Micro's obligations under the Term Loan Credit Facility are guaranteed by Imola Acquisition Corporation, Ingram Micro and all of Ingram Micro's direct and indirect wholly owned U.S. subsidiaries (subject to certain permitted exceptions, including exceptions based on immateriality thresholds of aggregate assets and revenues of excluded U.S. subsidiaries). The Term Loan Credit Facility has a first-priority lien on the Fixed Asset Collateral and a lien (second in priority to the liens securing the ABL Credit Facilities discussed above) on the Current Asset Collateral, in each case, subject to other permitted liens. The liens securing the Term Loan Credit Facility are pari passu with the liens securing the 2029 Notes.

The Term Loan Credit Facility contains customary negative covenants, including, but not limited to, restrictions on the ability of Ingram Micro and its restricted subsidiaries to merge and consolidate with other companies, incur indebtedness, grant liens or security interests on assets, make acquisitions, loans, advances or investments, pay dividends or make other restricted payments, sell or otherwise transfer assets, optionally prepay or modify terms of certain junior indebtedness or enter into transactions with affiliates.

The Term Loan Credit Facility provides that, upon the occurrence of certain events of default, the company's obligations thereunder may be accelerated. Such events of default include payment defaults to the lenders thereunder, material inaccuracies of representations and warranties, covenant defaults, cross-defaults to other material indebtedness, voluntary and involuntary bankruptcy proceedings, material money judgments, material pension plan events, change of control and other customary events of default subject to certain materiality levels, default triggers, cure and grace periods and or baskets.

On June 23, 2023, the Term Loan Credit Agreement was amended pursuant to Amendment No. 1 to the Term Loan Credit Agreement to make certain conforming changes to replace LIBOR with SOFR with such changes to become effective as of July 1, 2023.

On June 30, 2023, we paid down \$500 million of the principal balance of our Term Loan Credit Facility.

On September 27, 2023, the Term Loan Credit Agreement was amended pursuant to Amendment No. 2 to the Term Loan Credit Agreement to reduce the applicable margin on the outstanding term loans by 0.50%. Additionally, we also paid down an incremental \$50 million of the principal balance of our Term Loan Credit Facility. Following such repayments, as of December 30, 2023, \$1,362.5 million remained outstanding under the Term Loan Credit Facility. See "Capitalization."

**2029 Notes**

On April 22, 2021, a shell company issued \$2,000 million aggregate principal amount of 4.750% 2029 Notes into escrow to finance a portion of the Imola Mergers (and the related transactions). Ingram Micro became the issuer upon the Acquisition Closing Date. The 2029 Notes will mature on May 15, 2029. The interest rate for the 2029 Notes is 4.750% per annum, payable semi-annually on May 15 and November 15 of each year. The 2029 Notes were offered and sold in transactions not required to be registered under the Securities Act and are not entitled to any registration rights. The 2029 Notes are senior secured obligations and are jointly and severally guaranteed by Imola Acquisition Corporation and each of Ingram Micro's existing and future wholly owned domestic subsidiaries that serve as guarantors under the Term Loan Credit Facility.

The 2029 Notes have a first-priority lien on the Fixed Asset Collateral and a lien (second in priority to the liens securing the ABL Credit Facility discussed above) on the Current Asset Collateral, in each case, subject to other permitted liens. The liens securing the 2029 Notes are pari passu with the liens securing the Term Loan Credit Facility.

The 2029 Notes are redeemable, in whole or in part, at any time on or after May 15, 2024, at the applicable redemption prices specified in the Indenture. At any time prior to May 15, 2024, Ingram Micro may on any one or more occasions redeem all or a portion of the 2029 Notes as set forth below:

- At any time prior to May 15, 2024, Ingram Micro may redeem some or all of the 2029 Notes at a price equal to 100% of the principal amount of the 2029 Notes, plus accrued and unpaid interest, if any, to, but excluding, the date of redemption, plus the "make-whole premium" applicable to the 2029 Notes.

**Ingram Micro Holding Corporation has requested confidential treatment of this registration statement and associated correspondence pursuant to Rule 83 of the Securities and Exchange Commission.**

- At any time prior to May 15, 2024, Ingram Micro may redeem up to 40% of the principal amount of the 2029 Notes with the proceeds of certain equity offerings at a redemption price of 104.750% of the principal amount of the 2029 Notes plus accrued and unpaid interest, if any, to, but excluding, the date of redemption.
- At any time prior to May 15, 2024, Ingram Micro may redeem up to 10% of the 2029 Notes during each calendar year at a purchase price equal to 103% of the principal amount of the 2029 Notes redeemed, plus accrued and unpaid interest, if any, to, but excluding, the redemption date.
- In connection with any offer to purchase the 2029 Notes (including a change of control offer and any tender offer), if holders of no less than 90% of the aggregate principal amount of the 2029 Notes validly tender their 2029 Notes, Ingram Micro is entitled to redeem any remaining 2029 Notes at the price offered to each holder.

Upon the occurrence of an event constituting a change of control under the Indenture governing our 2029 Notes, Ingram Micro must offer to repurchase all of the 2029 Notes at a price equal to 101% of their principal amount, plus accrued and unpaid interest, if any, to the repurchase date.

The Indenture governing the 2029 Notes contains certain negative covenants, agreements and events of default, including, among other things and subject to certain significant exceptions and qualifications, limitations on the ability of Ingram Micro and its restricted subsidiaries to (i) incur additional indebtedness and guarantee indebtedness; (ii) pay dividends or make other distributions in respect of, or repurchase or redeem, its capital stock; (iii) prepay, redeem or repurchase certain debt; (iv) issue certain preferred stock or similar equity securities; (v) make loans and investments; (vi) sell assets; (vii) incur liens; (viii) enter into agreements containing prohibitions affecting its subsidiaries' ability to pay dividends; (ix) enter into transactions with affiliates; and (x) consolidate, merge or sell all or substantially all of its assets.

**Other Indebtedness**

We also have additional lines of credit, short-term overdraft facilities and other credit facilities with various financial institutions worldwide, which provide for borrowing capacity aggregating to approximately \$1,331.8 million at December 30, 2023. Most of these arrangements are on an uncommitted basis and are reviewed periodically for renewal. At December 30, 2023, we had approximately \$217.5 million outstanding under these facilities. The weighted average interest rate on the outstanding borrowings under these facilities, which may fluctuate depending on geographic mix, was 7.9% per annum at December 30, 2023. At December 30, 2023, letters of credit totaling approximately \$108.7 million were issued to various customs agencies and landlords to support our subsidiaries. The issuance of these letters of credit reduces our available capacity under the corresponding agreements by the same amount.



**Ingram Micro Holding Corporation has requested confidential treatment of this registration statement and associated correspondence pursuant to Rule 83 of the Securities and Exchange Commission.**

**DESCRIPTION OF CAPITAL STOCK**

*The following summary describes our capital stock and our amended and restated certificate of incorporation, amended and restated bylaws and Investor Rights Agreement to which we and Platinum will be party, each of which will be in effect immediately prior to the consummation of this offering and of certain relevant provisions of the DGCL. Because the following is only a summary, it does not contain all of the information that may be important to you. For a complete description, you should refer to our amended and restated certificate of incorporation, amended and restated bylaws and the Investor Rights Agreement, each of which will be in effect immediately prior to the consummation of this offering and copies of which are incorporated by reference as exhibits to the registration statement of which this prospectus is part, and to the applicable provisions of the DGCL.*

**Authorized Capital Stock**

Our purpose is to engage in any lawful act or activity for which corporations may now or hereafter be organized under the DGCL. After the Offering Reorganization Transactions and consummation of this offering, our authorized capital stock will consist of \_\_\_\_\_ shares of Common Stock, par value \$0.01 per share, and \_\_\_\_\_ shares of undesignated Preferred Stock, par value \$ \_\_\_\_\_ per share. After the Offering Reorganization Transactions and consummation of this offering, we expect to have \_\_\_\_\_ shares of our Common Stock outstanding and no shares of Preferred Stock outstanding.

**Common Stock**

***Voting Rights***

Holders of our Common Stock are entitled to one vote for each share held on all matters submitted to a vote of stockholders and do not have cumulative voting rights. An election of directors by our stockholders shall be determined by a plurality of the votes cast by the stockholders entitled to vote on the election.

***Dividend Rights***

Holders of Common Stock are entitled to receive proportionately any dividends as may be declared by our board of directors, subject to any preferential dividend rights of any series of Preferred Stock that we may designate and issue in the future.

***Liquidation Rights***

In the event of our liquidation, dissolution or winding-up, the holders of Common Stock are entitled to receive proportionately our net assets available for distribution to stockholders after the payment in full of all debts and other liabilities and subject to the prior rights of any outstanding Preferred Stock.

***Rights and Preferences***

Holders of Common Stock have no preemptive, subscription, redemption or conversion rights. There will be no sinking funds provisions applicable to our Common Stock. The rights, preferences and privileges of holders of Common Stock are subject to and may be adversely affected by the rights of the holders of shares of any series of Preferred Stock that we may designate and issue in the future.

***Fully Paid and Nonassessable***

All of our outstanding shares of Common Stock are, and the shares of Common Stock to be issued in this offering will be, fully paid and nonassessable.

**Ingram Micro Holding Corporation has requested confidential treatment of this registration statement and associated correspondence pursuant to Rule 83 of the Securities and Exchange Commission.**

**Preferred Stock**

We do not currently have any Preferred Stock outstanding. However, our amended and restated certificate of incorporation will authorize our board of directors to establish one or more series of Preferred Stock (including convertible Preferred Stock). Unless required by law or by the NYSE, the authorized shares of Preferred Stock will be available for issuance without further action by you. Our board of directors will be able to determine, with respect to any series of Preferred Stock, the terms and rights of that series, including:

- the designation of the series;
- the number of shares of the series, which our board of directors may, except where otherwise provided in the Preferred Stock designation, increase (but not above the total number of authorized shares of the class) or decrease (but not below the number of shares then outstanding);
- whether dividends, if any, will be cumulative or non-cumulative and the dividend rate of the series;
- the dates at which dividends, if any, will be payable;
- the redemption rights and price or prices, if any, for shares of the series;
- the terms and amounts of any sinking fund provided for the purchase or redemption of shares of the series;
- the amounts payable on shares of the series in the event of any voluntary or involuntary liquidation, dissolution or winding-up of the affairs of the Company;
- whether the shares of the series will be convertible into shares of any other class or series, or any other security, of the Company or any other corporation and, if so, the specification of the other class or series or other security, the conversion price or prices or rate or rates, any rate adjustments, the date or dates as of which the shares will be convertible and all other terms and conditions upon which the conversion may be made;
- restrictions on the issuance of shares of the same series or of any other class or series; and
- the voting rights, if any, of the holders of the series.

We will be able to issue a series of Preferred Stock that could, depending on the terms of the series, impede or discourage an acquisition attempt or other transaction that some, or a majority, of the holders of our Common Stock might believe to be in their best interests or in which the holders of our Common Stock might receive a premium for their Common Stock over the market price of the Common Stock. In addition, the issuance of Preferred Stock may adversely affect the holders of our Common Stock by restricting dividends on the Common Stock, diluting the voting power of the Common Stock or subordinating the liquidation rights of the Common Stock. As a result of these or other factors, the issuance of Preferred Stock may have an adverse impact on the market price of our Common Stock.

**Dividends**

Declaration and payment of any dividend will be subject to the discretion of our board of directors. The time and amount of dividends will depend upon, among other things, general and economic conditions, our financial condition and results of operations, our available cash and current and anticipated cash needs, capital requirements, contractual and tax implications on the payment of dividends by us to our stockholders or by our subsidiaries to us, including restrictions and subject to the covenants under our Credit Facilities, the indenture governing the 2029 Notes and any other future indebtedness or preferred securities we may incur or issue, and such other factors as our board of directors may deem relevant. Our ability to pay dividends will be limited by covenants in our existing indebtedness and may be limited by the agreements governing other indebtedness that we or our subsidiaries incur in the future. See “Dividend Policy” and “Description of Material Indebtedness.” In addition, because we are a holding company and have no direct operations, we will only be able to pay dividends from funds we receive from our subsidiaries.

**Ingram Micro Holding Corporation has requested confidential treatment of this registration statement and associated correspondence pursuant to Rule 83 of the Securities and Exchange Commission.**

**Registration Rights**

The following description of the terms of the Investor Rights Agreement is intended as a summary only and is qualified in its entirety by reference to the Investor Rights Agreement filed as an exhibit to the registration statement of which this prospectus is a part.

***Demand and Short-Form Registration Rights***

At any time following the consummation of this offering, Platinum may request that we register its registrable securities on one or more occasions in the future, which registrations may be “shelf registrations.”

***Piggyback Registration Rights***

At any time that we propose to register any of our securities under the Securities Act (other than a registration relating to employee benefit plans, or solely relating to shares to be sold under Rule 145 or a similar provision under the Securities Act), Platinum will be entitled to certain “piggyback” registration rights allowing it to include its registrable securities in such registration.

***Expenses of Registration, Restriction and Indemnification***

We will pay all registration expenses, including the legal fees of counsel selected by Platinum, under the Investor Rights Agreement. The demand and piggyback registration rights are subject to customary restrictions such as limitations on the number of shares to be included in the underwritten offering imposed by the managing underwriter. The Investor Rights Agreement also contains customary indemnification and contribution provisions.

**Anti-Takeover Effects of Our Certificate of Incorporation and By-Laws and Provisions of Delaware Law**

***General***

Our amended and restated certificate of incorporation, amended and restated bylaws and the DGCL, which are summarized in the following paragraphs, contain or will contain provisions that are intended to enhance the likelihood of continuity and stability in the composition of our board of directors. These provisions are intended to avoid costly takeover battles, reduce our vulnerability to a hostile change of control and enhance the ability of our board of directors to maximize stockholder value in connection with any unsolicited offer to acquire us. However, these provisions may have an anti-takeover effect and may delay, deter or prevent a merger or acquisition of the Company by means of a tender offer, a proxy contest or other takeover attempt that a stockholder might consider is in its best interest, including those attempts that might result in a premium over the prevailing market price for the shares of Common Stock held by stockholders.

***Classified Board***

Our amended and restated certificate of incorporation will provide that our board of directors will be divided into three classes of directors, with the classes to be as nearly equal in number as possible and with the directors serving three-year terms. As a result, approximately one-third of our board of directors will be elected each year. The classification of directors will have the effect of making it more difficult for stockholders to change the composition of our board of directors. Our amended and restated certificate of incorporation and amended and restated bylaws will provide that the number of directors will be fixed from time to time exclusively pursuant to a resolution adopted by the board of directors.

***No Cumulative Voting***

Under Delaware law, the right to vote cumulatively does not exist unless the certificate of incorporation specifically authorizes cumulative voting. Our amended and restated certificate of incorporation will not

**Ingram Micro Holding Corporation has requested confidential treatment of this registration statement and associated correspondence pursuant to Rule 83 of the Securities and Exchange Commission.**

authorize cumulative voting. Therefore, stockholders holding a majority in voting power of the shares of our stock entitled to vote generally in the election of directors will be able to elect all our directors.

***Removal of Directors; Vacancies***

Under the DGCL, unless otherwise provided in our certificate of incorporation, directors serving on a classified board may be removed by the stockholders only for cause. Our amended and restated certificate of incorporation will provide that, in addition to the rights of Platinum under the Investor Rights Agreement, directors may be removed with or without cause upon the affirmative vote of a majority in voting power of all outstanding shares of stock entitled to vote thereon, voting together as a single class; provided, however, that from and after the time Platinum and its affiliates cease to beneficially own, in the aggregate, at least a majority of the voting power of our outstanding Common Stock, in addition to the rights of Platinum under the Investor Rights Agreement, directors may only be removed for cause, and only by the affirmative vote of holders of at least 66 and 2/3% in voting power of all the then outstanding shares of stock of the Company entitled to vote thereon, voting together as a single class. Except as otherwise provided in the Investor Rights Agreement, any vacancy on our board of directors, including a vacancy resulting from an enlargement of our board of directors, may be filled only by vote of a majority of our directors then in office.

***Advance Notice for Raising Business or Making Nominations at Meetings***

Our amended and restated bylaws will establish advance notice procedures with respect to stockholder proposals and the nomination of candidates for election as directors, other than nominations made by or at the direction of the board of directors or a committee of the board of directors. In order for any matter to be “properly brought” before a meeting, a stockholder will have to comply with advance notice requirements and provide us with certain information. Generally, to be timely, a stockholder’s notice must be received at our principal executive offices not less than 90 days nor more than 120 days prior to the first anniversary date of the immediately preceding annual meeting of stockholders. Our amended and restated bylaws will also specify requirements as to the form and content of a stockholder’s notice. Our amended and restated bylaws will allow the chairman of the meeting at a meeting of the stockholders to adopt rules and regulations for the conduct of meetings which may have the effect of precluding the conduct of certain business at a meeting if the rules and regulations are not followed. These notice requirements will not limit Platinum or its affiliates’ rights under the Investor Rights Agreement. These provisions may defer, delay or discourage a potential acquirer from conducting a solicitation of proxies to elect the acquirer’s own slate of directors or otherwise attempting to influence or obtain control of the Company.

***Actions by Written Consent; Special Meetings of Stockholders***

Pursuant to Section 228 of the DGCL, any action required to be taken at any annual or special meeting of the stockholders may be taken without a meeting, without prior notice and without a vote if a consent or consents in writing, setting forth the action to be so taken, is signed by the holders of outstanding stock having not less than the minimum number of votes that would be necessary to authorize or take such action at a meeting at which all shares of our stock entitled to vote thereon were present and voted, unless our amended and restated certificate of incorporation provides otherwise. Our amended and restated certificate of incorporation will preclude stockholder action by written consent once Platinum and its affiliates beneficially own, in the aggregate, less than a majority of the voting power of all outstanding shares of our Common Stock.

Our amended and restated certificate of incorporation will also provide that special meetings of our stockholders may be called at any time only by or at the direction of the board of directors or the chairman of the board of directors; provided, however, that Platinum and its affiliates are permitted to call special meetings of our stockholders for so long as they hold, in the aggregate, at least a majority of the voting power of all outstanding shares of our Common Stock. Our amended and restated bylaws will prohibit the conduct of any business at a special meeting other than as specified in the notice for such meeting. These provisions may have the effect of deferring, delaying or discouraging hostile takeovers or changes in control or management of the Company.

**Ingram Micro Holding Corporation has requested confidential treatment of this registration statement and associated correspondence pursuant to Rule 83 of the Securities and Exchange Commission.**

***Amendments to the Company's Certificate of Incorporation and Bylaws***

The DGCL provides generally that the affirmative vote of a majority of the outstanding shares entitled to vote thereon, voting together as a single class, is required to amend a corporation's certificate of incorporation, unless the certificate of incorporation requires a greater percentage.

Our amended and restated certificate of incorporation will provide that once Platinum and its affiliates beneficially own, in the aggregate, less than 50% of the voting power of all outstanding shares of stock entitled to vote generally in the election of directors, the following provisions in our amended and restated certificate of incorporation may be amended, altered, repealed or rescinded only by the affirmative vote of the holders of at least 66and 2/3% in the voting power of all outstanding shares of stock entitled to vote generally in the election of directors, voting together as a single class:

- the provision requiring a 66 and 2/3% supermajority vote for stockholders to amend our amended and restated bylaws;
- the provisions providing for a classified board of directors (the election and term of our directors);
- the provisions regarding resignation and removal of directors;
- the provisions regarding entering into business combinations with interested stockholders;
- the provisions regarding stockholder action by written consent;
- the provisions regarding calling special meetings of stockholders;
- the provisions regarding filling vacancies on our board of directors and newly created directorships;
- the provisions eliminating monetary damages for breaches of fiduciary duty by a director;
- the provisions regarding competition and corporate opportunities; and
- the amendment provision requiring that the above provisions may be amended only with a 66and 2/3% supermajority vote.

The combination of the classification of our board of directors, the lack of cumulative voting and the supermajority voting requirements will make it more difficult for our existing stockholders to replace our board of directors, as well as for another party to obtain control of us by replacing our board of directors. Because our board of directors has the power to retain and discharge our officers, these provisions could also make it more difficult for existing stockholders or another party to effect a change in management.

**Dissenters' Rights of Appraisal and Payment**

Under the DGCL, with certain exceptions, our stockholders will have appraisal rights in connection with a merger or consolidation of us. Pursuant to the DGCL, stockholders who properly request and perfect appraisal rights in connection with such merger or consolidation will have the right to receive payment of the fair value of their shares as determined by the Delaware Court of Chancery.

**Stockholders' Derivative Actions**

Under the DGCL, any of our stockholders may bring an action in our name to procure a judgment in our favor, also known as a derivative action, provided that the stockholder bringing the action is a holder of our shares at the time of the transaction to which the action relates or such stockholder's stock thereafter devolved by operation of law.

**Exclusive Jurisdiction of Certain Actions**

Our amended and restated certificate of incorporation will provide, subject to limited exceptions, that unless we consent to the selection of an alternative forum, the Court of Chancery of the State of Delaware will, to the

**Ingram Micro Holding Corporation has requested confidential treatment of this registration statement and associated correspondence pursuant to Rule 83 of the Securities and Exchange Commission.**

fullest extent permitted by law, be the sole and exclusive forum for any (i) derivative action or proceeding brought on behalf of the Company, (ii) action asserting a claim of breach of any fiduciary duty owed by, or other wrongdoing by, any director, officer or other employee of the Company to the Company or our stockholders, creditors or other constituents, or a claim of aiding and abetting any such breach of fiduciary duty, (iii) action asserting a claim against the Company or any director, officer or other employee of the Company arising pursuant to any provision of the DGCL or our amended and restated certificate of incorporation or our amended and restated bylaws, (iv) action to interpret, apply, enforce or determine the validity of the amended and restated certificate of incorporation, (v) action asserting a claim against the Company or any director, officer or other employee of the Company governed by the internal affairs doctrine or (vi) any other action asserting an “internal corporate claim”, as that term is defined in Section 115 of the DGCL; provided that, for the avoidance of doubt, the exclusive forum provision will not apply to suits brought to enforce any liability or duty created by the Securities Act, the Exchange Act, or any other claim for which the federal courts have exclusive jurisdiction. Our amended and restated certificate of incorporation also provides that, unless we consent in writing to the selection of an alternative forum, the U.S. federal district courts will be the exclusive forum for the resolution of any actions or proceedings asserting claims arising under the Securities Act. However, Section 22 of the Securities Act creates concurrent jurisdiction for federal and state courts over all suits brought to enforce a duty or liability created by the Securities Act or the rules and regulations thereunder. While the Delaware Supreme Court has upheld the validity of similar provisions under the DGCL, there is uncertainty as to whether a court in another state would enforce such a forum selection provision. Our exclusive forum provision will not relieve us of our duties to comply with the federal securities laws and the rules and regulations thereunder, and our stockholders will not be deemed to have waived our compliance with these laws, rules and regulations. Any person or entity purchasing or otherwise acquiring any interest in shares of capital stock of the Company will be deemed to have notice of and consented to the forum provisions in our amended and restated certificate of incorporation. For more information on the risks associated with our choice of forum provision, see “Risk Factors—Risks Related to this Offering and Ownership of Our Common Stock—Our amended and restated certificate of incorporation will contain exclusive forum provisions for certain stockholder litigation matters, which would limit our stockholders’ ability to obtain a favorable judicial forum for disputes with us or our directors, officers, associates or stockholders.”

**Business Combinations**

Upon completion of this offering, we will not be subject to the provisions of Section 203 of the DGCL. In general, Section 203 prohibits a publicly held Delaware corporation from engaging in a “business combination” with an “interested stockholder” for a three-year period following the time that the person becomes an interested stockholder, unless the business combination is approved in a prescribed manner. A “business combination” includes, among other things, a merger, asset or stock sale or other transaction resulting in a financial benefit to the interested stockholder. An “interested stockholder” is a person who, together with affiliates and associates, owns, or did own within three years prior to the determination of interested stockholder status, 15% or more of the corporation’s voting stock.

Under Section 203, a business combination between a corporation and an interested stockholder is prohibited unless it satisfies one of the following conditions:

- before the stockholder became an interested stockholder, our board of directors approved either the business combination or the transaction that resulted in the stockholder becoming an interested stockholder;
- upon consummation of the transaction that resulted in the stockholder becoming an interested stockholder, the interested stockholder owned at least 85% of our voting stock outstanding at the time the transaction commenced, excluding certain shares; or
- at or after the time that the stockholder became an interested stockholder, the business combination was approved by our board of directors and by the affirmative vote of holders of at least two-thirds of our outstanding voting stock that was not owned by the interested stockholder.

**Ingram Micro Holding Corporation has requested confidential treatment of this registration statement and associated correspondence pursuant to Rule 83 of the Securities and Exchange Commission.**

A Delaware corporation may “opt out” of these provisions with an express provision in its original certificate of incorporation or an express provision in its certificate of incorporation or bylaws resulting from a stockholders’ amendment approved by at least a majority of the outstanding voting shares.

We will opt out of Section 203; however, our certificate of incorporation will contain similar provisions providing that we may not engage in certain “business combinations” with any “interested stockholder” for a three-year period following the time that the stockholder became an interested stockholder, unless:

- prior to such time, our board of directors approved either the business combination or the transaction which resulted in the stockholder becoming an interested stockholder;
- upon consummation of the transaction that resulted in the stockholder becoming an interested stockholder, the interested stockholder owned at least 85% of our voting stock outstanding at the time the transaction commenced, excluding certain shares; or
- at or subsequent to that time, the business combination was approved by our board of directors and by the affirmative vote of holders of at least 66 and 2/3% of our outstanding voting stock that was not owned by the interested stockholder.

Under certain circumstances, this provision will make it more difficult for a person who would be an “interested stockholder” to effect various business combinations with the Company for a three-year period. This provision may encourage companies interested in acquiring the Company to negotiate in advance with our board of directors because the stockholder approval requirement would be avoided if our board approves either the business combination or the transaction which results in the stockholder becoming an interested stockholder. These provisions also may have the effect of preventing changes in our board of directors and may make it more difficult to accomplish transactions which stockholders may otherwise deem to be in their best interests.

Our amended and restated certificate of incorporation will provide that Platinum and its affiliates, any of their respective direct or indirect transferees and any group as to which such persons are a party, do not constitute “interested stockholders” for purposes of this provision.

**Limitations on Liability of Directors and Indemnification of Directors and Officers**

The DGCL authorizes corporations to limit or eliminate the personal liability of directors or certain officers to the corporation and their stockholders for monetary damages for breaches of directors’ or officers’ fiduciary duties, subject to certain exceptions. Our amended and restated certificate of incorporation includes a provision that eliminates the personal liability of directors and certain officers for monetary damages for any breach of fiduciary duty as a director or officer, except to the extent such liability or limitation thereof is not permitted under the DGCL. The effect of these provisions is to eliminate (1) our rights, and the rights of our stockholders, through stockholders’ derivative suits on our behalf, to recover monetary damages from a director for breach of fiduciary duty as a director and (2) our rights to recover monetary damages from certain officers for breach of fiduciary duty as an officer. However, exculpation does not apply to (1) a director or officer for any breach of the director’s or officer’s duty of loyalty to the corporation or its stockholders, (2) a director or officer for acts or omissions not in good faith or which involve intentional misconduct or a knowing violation of law, (3) a director or officer for any transaction from which the director or officer derived an improper personal benefit, (4) a director under Section 174 of the DGCL (regarding, among other things, the payment of unlawful dividends or unlawful stock purchases or redemptions) or (5) an officer in any action by or in the right of the corporation.

Our amended and restated bylaws will provide that we must indemnify and advance expenses to our directors and officers to the fullest extent authorized by the DGCL. We also are expressly authorized to carry directors’ and officers’ liability insurance providing indemnification for our directors, officers and certain associates for some liabilities. We believe that these indemnification and advancement provisions and insurance are useful to attract and retain qualified directors and executive officers.

**Ingram Micro Holding Corporation has requested confidential treatment of this registration statement and associated correspondence pursuant to Rule 83 of the Securities and Exchange Commission.**

The limitation of liability, indemnification and advancement provisions in our amended and restated certificate of incorporation and amended and restated bylaws may discourage stockholders from bringing a lawsuit against directors for breach of their fiduciary duty. These provisions may also have the effect of reducing the likelihood of derivative litigation against directors and officers, even though such an action, if successful, might otherwise benefit us and our stockholders. In addition, your investment may be adversely affected to the extent we pay the costs of settlement and damage awards against directors and officers pursuant to these indemnification provisions.

There is currently no pending material litigation or proceeding involving any of our directors, officers or associates for which indemnification is sought.

**Corporate Opportunity**

Delaware law permits corporations to adopt provisions renouncing any expectancy in or right to be offered an opportunity to participate in certain transactions or matters that may be investment, corporate or business opportunities and that are presented to a corporation or its officers, directors or stockholders. Our amended and restated certificate of incorporation will, to the maximum extent permitted from time to time by Delaware law, renounce any interest or expectancy that we have in, or right to be offered an opportunity to participate in, specified business opportunities that are from time to time presented to our officers, directors or stockholders or their respective affiliates, other than those officers, directors, stockholders or affiliates who are our or our subsidiaries' associates. Our amended and restated certificate of incorporation will provide that, to the fullest extent permitted by law, Platinum or any of its affiliates or any director who is not employed by us (including any non-employee director who serves as one of our officers in both his or her director and officer capacities) or his or her affiliates will not have any duty to refrain from (i) engaging in a corporate opportunity in the same or similar lines of business in which we or our affiliates now engage or propose to engage or (ii) otherwise competing with us or our affiliates. In addition, to the fullest extent permitted by law, in the event that Platinum or any of its affiliates or any non-employee director acquires knowledge of a potential transaction or other business opportunity which may be a corporate opportunity for itself or himself or its or his affiliates or for us or our affiliates, such person will have no duty to communicate or offer such transaction or business opportunity to us or any of our affiliates and they may take any such opportunity for themselves or offer it to another person or entity. Our amended and restated certificate of incorporation will not renounce our interest in any business opportunity that is expressly offered to a non-employee director solely in his or her capacity as a director or officer of the Company. To the fullest extent permitted by law, no business opportunity will be deemed to be a potential corporate opportunity for us unless we would be permitted to undertake the opportunity under our amended and restated certificate of incorporation, we have sufficient financial resources to undertake the opportunity and the opportunity would be in line with our business.

**Transfer Agent and Registrar**

The transfer agent and registrar for our Common Stock are Computershare Inc. and Computershare Trust Company, N.A. (collectively, "Computershare"). Computershare's address is 150 Royall Street, Canton, Massachusetts 02021.

**Listing**

We have applied to have our Common Stock approved for quotation on the New York Stock Exchange under the symbol "INGM."



**Ingram Micro Holding Corporation has requested confidential treatment of this registration statement and associated correspondence pursuant to Rule 83 of the Securities and Exchange Commission.**

**SHARES ELIGIBLE FOR FUTURE SALE**

Prior to this offering, there has been no public market for the shares of our Common Stock. We cannot predict the effect, if any, future sales of shares of Common Stock, or the availability for future sale of shares of Common Stock, will have on the market price of shares of our Common Stock prevailing from time to time. Future sales of substantial amounts of our Common Stock in the public market or the perception that such sales might occur may adversely affect market prices of our Common Stock prevailing from time to time and could impair our future ability to raise capital through the sale of our equity or equity-related securities at a time and price that we deem appropriate. Furthermore, there may be sales of substantial amounts of our Common Stock in the public market after the existing legal and contractual restrictions lapse. This may adversely affect the prevailing market price and our ability to raise equity capital in the future. See “Risk Factors—Risks Related to this Offering and Ownership of Our Common Stock.”

Upon completion of this offering, we will have a total of \_\_\_\_\_ shares of our Common Stock outstanding. Of the outstanding shares, the shares sold in this offering, including the shares offered by the selling stockholder if the underwriters exercise in full their option to purchase additional shares) will be freely tradeable without restriction or further registration under the Securities Act, except that any shares held by our affiliates, as that term is defined under Rule 144, including our directors, executive officers and other affiliates (including our existing owners), may be sold only in compliance with the limitations described below.

**Rule 144**

In general, under Rule 144, as currently in effect, once we have been subject to public company reporting requirements for at least 90 days, a person (or persons whose shares are aggregated) who is not deemed to be or have been one of our affiliates for purposes of the Securities Act at any time during 90 days preceding a sale and who has beneficially owned the shares proposed to be sold for at least six months, including the holding period of any prior owner other than an affiliate, is entitled to sell such shares without complying with the manner of sale, volume limitation or notice provisions of Rule 144, subject to compliance with the public information requirements of Rule 144. If such a person has beneficially owned the shares proposed to be sold for at least one year, including the holding period of a prior owner other than an affiliate, then such person is entitled to sell such shares without complying with any of the requirements of Rule 144.

In general, under Rule 144 as currently in effect, our affiliates or persons selling shares of our Common Stock on behalf of our affiliates, who have met the six-month holding period for beneficial ownership of “restricted securities” of our Common Stock, are entitled to sell upon the expiration of the lock-up agreements described above, within any three-month period beginning 90 days after the date of this prospectus, a number of shares that does not exceed the greater of:

- 1% of the number of shares of our Common Stock then outstanding, which will equal approximately \_\_\_\_\_ million shares immediately after this offering; or
- 1% of the average reported weekly trading volume of our Common Stock on the applicable stock exchange during the four calendar weeks preceding the filing of a notice on Form 144 with respect to such sale.

Sales under Rule 144 by our affiliates or persons selling shares on behalf of our affiliates are also subject to certain manner of sale provisions and notice requirements and to the availability of current public information about us. The sale of these shares, or the perception that sales will be made, could adversely affect the price of our Common Stock after this offering because a great supply of shares would be, or would be perceived to be, available for sale in the public market.

We are unable to estimate the number of shares that will be sold under Rule 144 since this will depend on the market price for our Common Stock, the personal circumstances of the stockholder and other factors.

**Ingram Micro Holding Corporation has requested confidential treatment of this registration statement and associated correspondence pursuant to Rule 83 of the Securities and Exchange Commission.**

**Rule 701**

In general, under Rule 701 under the Securities Act as currently in effect, any of our associates, directors, officers, consultants or advisors who received shares of our Common Stock from us in connection with a compensatory stock or option plan or other written agreement before the effective date of this offering are entitled to sell such shares 90 days after the effective date of this offering in reliance on Rule 144, in the case of affiliates, without having to comply with the holding period requirements of Rule 144 and, in the case of non-affiliates, without having to comply with the public information, holding period, volume limitation or notice filing requirements of Rule 144.

**Registration Statement on Form S-8**

Following this offering, we intend to file with the SEC a registration statement on Form S-8 under the Securities Act covering the shares of Common Stock that are subject to outstanding options and other awards issuable pursuant to the 2024 Plan that we intend to adopt in connection with this offering. Shares covered by such registration statement will be available for sale in the open market following its effective date, subject to certain Rule 144 limitations applicable to affiliates and the terms of lock-up agreements applicable to those shares.

**Lock-up Agreements**

In connection with this offering, we, the selling stockholder, our executive officers and our directors will agree with the underwriters, subject to certain exceptions, not to sell, dispose of or hedge any shares of our Common Stock or securities convertible into or exchangeable for shares of our Common Stock, without, in each case, the prior written consent of \_\_\_\_\_ on behalf of the underwriters, for a period of 180 days after the date of this prospectus. See “Underwriting.”

**Registration Rights**

Pursuant to the Investor Rights Agreement, we will grant Platinum the right to cause us, in certain instances, at our expense, to file registration statements under the Securities Act covering resales of our Common Stock held by Platinum and to provide piggyback registration rights to Platinum, subject to certain limitations and priorities on registration detailed therein, on registered offerings. See “Description of Capital Stock—Registration Rights.” These shares will represent \_\_\_\_\_ % of our outstanding Common Stock after this offering, or \_\_\_\_\_ % if the underwriters exercise their option to purchase additional shares.

**Ingram Micro Holding Corporation has requested confidential treatment of this registration statement and associated correspondence pursuant to Rule 83 of the Securities and Exchange Commission.**

**MATERIAL U.S. FEDERAL INCOME TAX CONSEQUENCES TO NON-U.S. HOLDERS**

The following discussion is a summary of the material U.S. federal income tax consequences to Non-U.S. Holders (as defined below) of the purchase, ownership and disposition of our Common Stock issued or sold pursuant to this offering, but does not purport to be a complete analysis of all potential U.S. federal income tax effects.

The effects of U.S. federal tax laws other than U.S. federal income tax laws, such as estate and gift tax laws, and any applicable state, local or non-U.S. tax laws are not discussed. There may be adverse U.S. federal estate tax consequences to a Non-U.S. Holder of our Common Stock, and Non-U.S. Holders should consult their tax advisors regarding the application of U.S. federal estate tax laws to their particular situation.

This discussion is based on the U.S. Internal Revenue Code of 1986, as amended (the “Code”), Treasury Regulations promulgated thereunder, judicial decisions and published rulings and administrative pronouncements of the U.S. Internal Revenue Service (the “IRS”) in each case in effect as of the date hereof. These authorities may change or be subject to differing interpretations. Any such change or differing interpretation may be applied retroactively in a manner that could adversely affect a Non-U.S. Holder. We have not sought and will not seek any rulings from the IRS regarding the matters discussed below. There can be no assurance the IRS or a court will not take a contrary position to that discussed below regarding the tax consequences of the purchase, ownership and disposition of our Common Stock.

This discussion is limited to Non-U.S. Holders that hold our Common Stock as a “capital asset” within the meaning of Section 1221 of the Code (generally, property held for investment). This discussion does not address all U.S. federal income tax consequences relevant to a Non-U.S. Holder’s particular circumstances, including the impact of the Medicare contribution tax on net investment income or the alternative minimum tax. In addition, it does not address consequences relevant to Non-U.S. Holders subject to special rules, including, without limitation:

- U.S. expatriates and former citizens or long-term residents of the United States;
- persons holding our Common Stock as part of a hedge, straddle or other risk reduction strategy or as part of a conversion transaction or other integrated investment;
- banks, insurance companies and other financial institutions;
- brokers, dealers or traders in securities;
- “controlled foreign corporations,” “passive foreign investment companies,” and corporations that accumulate earnings to avoid U.S. federal income tax;
- partnerships or other entities or arrangements treated as partnerships for U.S. federal income tax purposes (and investors therein);
- tax-exempt entities or governmental entities;
- persons deemed to sell our Common Stock under the constructive sale provisions of the Code;
- persons who hold or receive our Common Stock pursuant to the exercise of any employee stock option or otherwise as compensation;
- tax-qualified retirement plans;
- “qualified foreign pension funds” as defined in Section 897(l)(2) of the Code and entities all of the interests of which are held by qualified foreign pension funds; and
- persons subject to special tax accounting rules as a result of any item of gross income with respect to our Common Stock being taken into account in an applicable financial statement.

**Ingram Micro Holding Corporation has requested confidential treatment of this registration statement and associated correspondence pursuant to Rule 83 of the Securities and Exchange Commission.**

If an entity or arrangement treated as a partnership for U.S. federal income tax purposes holds our Common Stock, the tax treatment of a partner in the partnership will depend on the status of the partner, the activities of the partnership and certain determinations made at the partner level. Accordingly, partnerships considering an investment in our Common Stock and the partners in such partnerships should consult their tax advisors regarding the U.S. federal income tax consequences to them.

**THIS DISCUSSION IS FOR INFORMATIONAL PURPOSES ONLY AND IS NOT TAX ADVICE. INVESTORS SHOULD CONSULT THEIR TAX ADVISORS WITH RESPECT TO THE APPLICATION OF THE U.S. FEDERAL INCOME TAX LAWS TO THEIR PARTICULAR SITUATIONS AS WELL AS ANY TAX CONSEQUENCES OF THE PURCHASE, OWNERSHIP AND DISPOSITION OF OUR COMMON STOCK ARISING UNDER THE OTHER U.S. FEDERAL TAX LAWS (INCLUDING ESTATE OR GIFT TAX LAWS) OR UNDER THE LAWS OF ANY STATE, LOCAL OR NON-U.S. TAXING JURISDICTION OR UNDER ANY APPLICABLE TAX TREATY.**

**Definition of a Non-U.S. Holder**

For purposes of this discussion, a “Non-U.S. Holder” is a beneficial owner of our Common Stock that is neither a “U.S. person” nor an entity or arrangement treated as a partnership for U.S. federal income tax purposes. For purposes of this discussion, a U.S. person is any person that, for U.S. federal income tax purposes, is or is treated as any of the following:

- an individual who is a citizen or resident of the United States;
- a corporation created or organized under the laws of the United States, any state thereof or the District of Columbia;
- an estate, the income of which is subject to U.S. federal income tax regardless of its source; or
- a trust that (1) is subject to the primary supervision of a U.S. court and all substantial decisions of which are subject to the control of one or more “United States persons” (within the meaning of Section 7701(a)(30) of the Code) or (2) has a valid election in effect to be treated as a United States person for U.S. federal income tax purposes.

**Distributions on Common Stock**

If we make distributions of cash or property on our Common Stock, such distributions will generally constitute dividends for U.S. federal income tax purposes to the extent paid from our current or accumulated earnings and profits, as determined under U.S. federal income tax principles. Amounts not treated as dividends for U.S. federal income tax purposes because distributed amounts exceed our current and accumulated earnings and profits will constitute a return of capital and will first be applied against and reduce a Non-U.S. Holder’s adjusted tax basis in its Common Stock (determined separately for each share), but not below zero. Any remaining excess (determined separately for each share) will be treated as capital gain and will be treated as described below under “—Sale or Other Taxable Disposition.” See “Dividend Policy” for more information on our current plans with respect to making distributions on our Common Stock.

Subject to the discussion below regarding backup withholding and FATCA (as defined below), dividends paid to a Non-U.S. Holder that are not effectively connected with the Non-U.S. Holder’s conduct of a trade or business within the United States will be subject to U.S. federal withholding tax at a rate of 30% of the gross amount of the dividends (or such lower rate specified by an applicable income tax treaty, provided the Non-U.S. Holder furnishes a valid IRS Form W-8BEN or W-8BEN-E (or other applicable documentation) certifying qualification for the lower treaty rate). A Non-U.S. Holder that does not timely furnish the required documentation, but that qualifies for a reduced treaty rate, may obtain a refund of any excess amounts withheld by timely filing an appropriate claim for refund with the IRS. Non-U.S. Holders should consult their tax advisors regarding their entitlement to benefits under any applicable income tax treaty.

**Ingram Micro Holding Corporation has requested confidential treatment of this registration statement and associated correspondence pursuant to Rule 83 of the Securities and Exchange Commission.**

Unless an applicable income tax treaty provides otherwise, if dividends paid to a Non-U.S. Holder are effectively connected with the Non-U.S. Holder's conduct of a trade or business within the United States, the Non-U.S. Holder will be exempt from the U.S. federal withholding tax described above. To claim the exemption, the Non-U.S. Holder generally must furnish to the applicable withholding agent a valid IRS Form W-8ECL, certifying that the dividends are effectively connected with the Non-U.S. Holder's conduct of a trade or business within the United States.

Unless an applicable income tax treaty provides otherwise, any such effectively connected dividends generally will be subject to U.S. federal income tax on a net income basis at the regular rates generally applicable to a U.S. person. A Non-U.S. Holder that is a corporation also may be subject to a branch profits tax at a rate of 30% (or such lower rate specified by an applicable income tax treaty) on such Non-U.S. Holder's effectively connected earnings and profits, as adjusted for certain items. Non-U.S. Holders should consult their tax advisors regarding any applicable tax treaties that may provide for different rules.

**Sale or Other Taxable Disposition**

A Non-U.S. Holder will not be subject to U.S. federal income tax on any gain recognized upon the sale or other taxable disposition of a share of our Common Stock unless:

- the gain is effectively connected with the Non-U.S. Holder's conduct of a trade or business within the United States;
- the Non-U.S. Holder is a nonresident alien individual present in the United States for 183 days or more during the taxable year of the disposition and certain other requirements are met; or
- our Common Stock constitutes a U.S. real property interest by reason of our status as a U.S. real property holding corporation ("USRPHC") for U.S. federal income tax purposes at any time during the shorter of (i) the five-year period preceding the date of the disposition and (ii) the Non-U.S. Holder's holding period with respect to the share of our Common Stock that is disposed (the "Applicable USRPHC Period").

Unless an applicable income tax treaty provides otherwise, any gain described in the first bullet point above generally will be subject to U.S. federal income tax on a net income basis at the regular rates generally applicable to a U.S. person. A Non-U.S. Holder that is a corporation also may be subject to a branch profits tax at a rate of 30% (or such lower rate specified by an applicable income tax treaty) on such Non-U.S. Holder's effectively connected earnings and profits, as adjusted for certain items.

A Non-U.S. Holder described in the second bullet point above will be subject to U.S. federal income tax at a rate of 30% (or such lower rate specified by an applicable income tax treaty) on any gain recognized upon the sale or other taxable disposition of our Common Stock, which may be offset by certain U.S. source capital losses of the Non-U.S. Holder, if any (even though the individual is not considered a resident of the United States), provided the Non-U.S. Holder has timely filed U.S. federal income tax returns with respect to such losses.

With respect to the third bullet point above, we believe we currently are not, and do not anticipate becoming, a USRPHC. Because the determination of whether we are a USRPHC depends, however, on the fair market value of our U.S. real property interests relative to the fair market value of our non-U.S. real property interests and our other business assets, there can be no assurance that we currently are not a USRPHC or will not become one in the future. Even if we are or were to become a USRPHC, any gain recognized from the sale or other taxable disposition of our Common Stock by a Non-U.S. Holder will not be subject to U.S. federal income tax if our Common Stock is "regularly traded," as defined by applicable Treasury Regulations, on an established securities market, and such Non-U.S. Holder owned, actually and constructively, no more than 5% of our Common Stock throughout the Applicable USRPHC Period.

Non-U.S. Holders should consult their tax advisors regarding potentially applicable income tax treaties that may provide for different rules.

**Ingram Micro Holding Corporation has requested confidential treatment of this registration statement and associated correspondence pursuant to Rule 83 of the Securities and Exchange Commission.**

**Information Reporting and Backup Withholding**

Payments of dividends on our Common Stock to a Non-U.S. Holder will not be subject to backup withholding (currently at 24%) if either the holder certifies its non-U.S. status, such as by furnishing a valid IRS Form W-8BEN, W-8BEN-E or W-8ECL, or the holder otherwise establishes an exemption. However, information returns are required to be filed with the IRS in connection with any distributions on our Common Stock paid to the Non-U.S. Holder, regardless of whether such distributions constitute dividends or whether any tax was actually withheld. In addition, proceeds of the sale or other taxable disposition of our Common Stock within the United States or conducted through certain brokers that are U.S. persons or have a specified relationship with the United States generally will be subject to backup withholding or information reporting unless the applicable withholding agent receives the certification described above or the holder otherwise establishes an exemption. Proceeds of a disposition of our Common Stock conducted through a non-U.S. office of a non-U.S. broker that does not have a specified relationship with the United States generally will not be subject to backup withholding or information reporting.

Copies of information returns that are filed with the IRS may also be made available under the provisions of an applicable treaty or agreement to the tax authorities of the country in which the Non-U.S. Holder resides or is established.

Backup withholding is not an additional tax. Any amounts withheld under the backup withholding rules may be allowed as a refund or a credit against a Non-U.S. Holder's U.S. federal income tax liability, if any, provided the required information is timely furnished to the IRS.

**Additional Withholding Tax on Payments Made to Foreign Accounts**

Withholding taxes may be imposed under Sections 1471 to 1474 of the Code (such Sections commonly referred to as the Foreign Account Tax Compliance Act ("FATCA")) on certain types of payments made to non-U.S. financial institutions and certain other non-U.S. entities (whether such institutions or entities are beneficial owners or intermediaries). Specifically, a 30% withholding tax may be imposed on dividends on, or (subject to the proposed Treasury Regulations discussed below) gross proceeds from the sale or other disposition of, our Common Stock paid to a "foreign financial institution" or a "non-financial foreign entity" (each as defined in the Code), unless (1) the foreign financial institution undertakes certain diligence and reporting obligations, (2) the non-financial foreign entity either certifies it does not have any "substantial U.S. owners" (as defined in the Code) or furnishes identifying information regarding each substantial U.S. owner or (3) the foreign financial institution or non-financial foreign entity otherwise qualifies for an exemption from these rules. If the payee is a foreign financial institution and is subject to the diligence and reporting requirements in (1) above, it must enter into an agreement with the U.S. Department of the Treasury requiring, among other things, that it undertake to identify accounts held by certain "specified United States persons" or "United States owned foreign entities" (each as defined in the Code), annually report certain information about such accounts and withhold 30% on certain payments to noncompliant foreign financial institutions and certain other account holders. Foreign financial institutions located in jurisdictions that have an intergovernmental agreement with the United States governing FATCA may be subject to different rules.

Under the applicable Treasury Regulations and administrative guidance, withholding under FATCA generally applies to payments of dividends on our Common Stock. While withholding under FATCA also would have applied to payments of gross proceeds from the sale or other disposition of our Common Stock, proposed Treasury Regulations eliminate FATCA withholding on payments of gross proceeds entirely. Taxpayers generally may rely on these proposed Treasury Regulations until final Treasury Regulations are issued.

Prospective investors should consult their tax advisors regarding the potential application of withholding under FATCA to their investment in our Common Stock.

**Ingram Micro Holding Corporation has requested confidential treatment of this registration statement and associated correspondence pursuant to Rule 83 of the Securities and Exchange Commission.**

**UNDERWRITING**

Subject to the terms and conditions stated in the underwriting agreement dated the date of this prospectus, among us, the selling stockholder and the underwriters, each underwriter, for whom \_\_\_\_\_ is acting as representative, named below has severally and not jointly agreed to purchase at the public offering price less the underwriting discounts and commissions set forth on the cover page of this prospectus, the number of shares of common stock listed next to its name in the following table, and we and the selling stockholder have agreed to sell to that underwriter, the number of shares set forth opposite the underwriter's name.

<u>Name</u>	<u>Number of Shares</u>
Morgan Stanley & Co. LLC	
Goldman Sachs & Co. LLC	
J.P. Morgan Securities LLC	
BofA Securities, Inc.	
Deutsche Bank Securities Inc.	
Evercore Group L.L.C.	
Jefferies LLC	
BNP Paribas Securities Corp.	
Guggenheim Securities, LLC	
Loop Capital Markets LLC	
Raymond James & Associates, Inc.	
Rothschild & Co US Inc.	
Stifel, Nicolaus & Company, Incorporated	
William Blair & Company, L.L.C.	
Total	

The underwriters are committed to take and pay for all of the shares being offered, if any are taken, other than the shares covered by the option described below unless and until this option is exercised. The underwriting agreement also provides that if an underwriter defaults, the purchase commitments of non-defaulting underwriters may also be increased or the offering may be terminated.

**Options to Purchase Additional Shares**

The underwriters have an option to buy up to an additional \_\_\_\_\_ shares from the selling stockholder, solely for the purpose of covering options to purchase additional shares, if any, made in connection with the offering of the shares of Common Stock offered by this prospectus. They may exercise that option for 30 days following the date of this prospectus. If any shares are purchased pursuant to this option, the underwriters will severally purchase shares in approximately the same proportion as set forth in the table above.

**Commissions and Discounts**

The representatives have advised us and the selling stockholder that the underwriters propose initially to offer the shares to the public at the public offering price set forth on the cover page of this prospectus and to dealers at that price less a concession not in excess of \$ \_\_\_\_\_ per share. Any such dealers may resell shares to certain other brokers or dealers at a discount of up to \$ \_\_\_\_\_ per share from the initial public offering price. After the initial offering, the public offering price, concession or any other term of the offering may be changed.

**Ingram Micro Holding Corporation has requested confidential treatment of this registration statement and associated correspondence pursuant to Rule 83 of the Securities and Exchange Commission.**

The following table shows the per share and total public offering price, total underwriting discounts and commissions to be paid to the underwriters and proceeds before expenses to us and to the selling stockholder. Such amounts are shown assuming both no exercise and full exercise of the underwriters' option to purchase additional shares of Common Stock from the selling stockholder.

	Per Share	Total	
		Without option to purchase additional shares exercise	With full option to purchase additional shares exercise
Public Offering Price	\$	\$	\$
Underwriting discounts and commissions to be paid by us	\$	\$	\$
Proceeds, before expenses, to us	\$	\$	\$
Proceeds, before expenses, to the selling stockholder	\$	\$	\$

The expenses of the offering, not including the underwriting discounts and commissions, are estimated at approximately \$ million and are payable by us. We have agreed to reimburse the underwriters for certain expenses. The underwriters may offer and sell shares through certain of their affiliates or other registered broker-dealers or selling agents.

The underwriters are offering the shares of Common Stock, subject to prior sale, when, as and if issued to and accepted by them, subject to approval of legal matters by their counsel, including the validity of the shares of Common Stock, and other conditions contained in the underwriting agreement, such as the receipt by the underwriters of officer's certificates and legal opinions. The underwriters reserve the right to withdraw, cancel or modify offers to the public and to reject orders in whole or in part.

We and the selling stockholder have agreed to indemnify the several underwriters against certain liabilities, including liabilities under the Securities Act, or to contribute to payments the underwriters may be required to make in respect of those liabilities.

**No Sales of Similar Securities**

We have agreed with the underwriters from the date of this prospectus through the date that is 180 days after the date of this prospectus (the "Lock-Up Period"), not to (1) offer, pledge, sell, contract to sell, sell any option or contract to purchase, purchase any option or contract to sell, grant any option, right or warrant to purchase, lend, or otherwise transfer or dispose of, directly or indirectly, any shares of our Common Stock or any securities convertible into or exercisable or exchangeable for our Common Stock or (2) enter into any swap or other arrangement that transfers to another, in whole or in part, any of the economic consequences of ownership of our Common Stock, whether any such transaction described in clause (1) or (2) above is to be settled by delivery of our Common Stock or such other securities, in cash or otherwise or (3) file any registration statement with the SEC relating to the offering of any shares of our Common Stock or any securities convertible into or exercisable or exchangeable for our Common Stock, unless we obtain the prior written consent of on behalf of the underwriters.

The foregoing restrictions shall not apply to (A) the shares of our Common Stock contemplated by this prospectus, (B) the issuance by us of shares of our Common Stock, upon the exercise of an option or warrant, vesting or settlement of restricted stock or restricted stock units or the conversion of a security outstanding on the date hereof; *provided that* we shall cause each recipient, on or prior to the issuance, exercise, vesting or settlement of any such grants or shares of Common Stock, to sign and deliver a lock-up agreement for the balance of the Lock-Up Period, (C) certain grants of stock options, stock awards, restricted stock, restricted stock units or other equity awards and the issuance of Common Stock or securities convertible into or exercisable for



**Ingram Micro Holding Corporation has requested confidential treatment of this registration statement and associated correspondence pursuant to Rule 83 of the Securities and Exchange Commission.**

Common Stock (whether upon the exercise of stock options or otherwise) to our employees, officers, directors, advisors or consultants of pursuant to the terms of a plan in effect on the date hereof; *provided that* we shall cause each recipient, on or prior to the issuance of any such grants or shares of Common Stock, to sign and deliver a lock-up agreement for the balance of the Lock-Up Period, (D) facilitating the establishment of a trading plan on behalf of any of our shareholders, officers or directors of pursuant to Rule 10b5-1 under the Exchange Act for the transfer of shares of Common Stock; *provided that* (i) such plan does not provide for the transfer of Common Stock during the Lock-Up Period and (ii) to the extent a public announcement or filing under the Exchange Act, if any, is required of or voluntarily made by or on our behalf regarding the establishment of such plan, such announcement or filing shall include a statement to the effect that no transfer of Common Stock may be made under such plan during the Lock-up Period, (E) the filing of any registration statement on Form S-8 relating to certain securities (i) granted or to be granted pursuant to any plan in effect on the date hereof or (ii) otherwise eligible to be included on a registration statement on Form S-8, (F) the offer or issuance or agreement to issue by us of our Common Stock or securities convertible into, exercisable for or which are otherwise exchangeable for or represent the right to receive Common Stock in connection with an acquisition, merger, joint venture, strategic alliance, commercial or other collaborative relationship or the acquisition or license by us or any of our subsidiaries of the securities, business, property or other assets of another person or entity or pursuant to any employee benefit plan as assumed by us in connection with any such acquisition or transaction; *provided that* (i) the aggregate number of shares of Common Stock, securities convertible into, exercisable for or which are otherwise exchangeable for or represent the right to receive Common Stock that we may sell or issue or agree to sell or issue pursuant to this clause (F) shall not exceed 10.0% of the total number of shares of Common Stock outstanding immediately following the issuance of the shares to be issued under this prospectus, and (ii) we shall cause each recipient of such shares, on or prior to the issuance of any such shares of Common Stock, to sign and deliver a lock-up agreement for the balance of the Lock-Up Period or (G) the issuance of any shares of Common Stock in connection with the Offering Reorganization Transactions in accordance with our certificate of incorporation; *provided that* (i) we shall cause each recipient of such shares, on or prior to the issuance of any such shares of Common Stock, to sign and deliver a lock-up agreement for the balance of the Lock-Up Period and (ii) (a) to the extent any filing by, or on behalf of, any party shall be required to be made with respect to such receipt or such transfer pursuant to Section 16(a) of the Exchange Act, such filing shall clearly indicate in the footnotes thereto that such receipt or transfer is being made pursuant to the circumstances described in this clause (G), and (b) no other public announcement or filing shall be required or shall be voluntarily made with respect to such receipt or such transfer during the Lock-Up Period.

Additionally, our executive officers, directors and the selling stockholder in this offering have agreed that, without the prior written consent of on behalf of the underwriters, they will not, during the Lock-Up Period, (1) offer, pledge, sell, contract to sell, sell any option or contract to purchase, purchase any option or contract to sell, grant any option, right or warrant to purchase, lend, or otherwise transfer or dispose of, directly or indirectly, any shares of our Common Stock beneficially owned by the signatory that are convertible into or exercisable or exchangeable for Common Stock (such shares of Common Stock, options, rights, warrants or other securities, collectively, "Lock-Up Securities") or (2) enter into any swap or other arrangement that transfers to another, in whole or in part, any of the economic consequences of ownership of the Common Stock, whether any such transaction described in clause (1) or (2) above is to be settled by delivery of Common Stock or such other securities, in cash or otherwise. The foregoing restrictions will not apply to (A) transactions relating to Lock-Up Securities +acquired in open market transactions after the completion of this offering; *provided that* no filing under Section 16(a) of the Exchange Act shall be required or shall be voluntarily made in connection with subsequent sales of Common Stock or other securities acquired in such open market transactions; (B) transfers of Lock-Up Securities (i) as a bona fide gift, (ii) to any member of the signatory's immediate family or to any trust for the direct or indirect benefit of the signatory or the immediate family of the signatory, (iii) upon death or by will, testamentary document or intestate succession to the legal representative, heir, beneficiary or a member of the immediate family of the signatory, (iv) by operation of law, pursuant to a qualified domestic order or in connection with a divorce settlement or (v) to a nominee or custodian of a person or entity to whom a disposition or transfer would be permissible under clauses (i) through (iv); *provided that* (a) each donee or transferee shall sign and deliver a lock-up agreement for the balance of the Lock-Up Period and (b) (1) if any filing under

**Ingram Micro Holding Corporation has requested confidential treatment of this registration statement and associated correspondence pursuant to Rule 83 of the Securities and Exchange Commission.**

Section 16(a) of the Exchange Act, or other public filing or disclosure, is legally required, such filing or disclosure shall clearly indicate in the footnotes thereto that the filing relates to circumstances described in this clause, and (2) no other public announcement or filing shall be voluntarily made during the Lock-Up Period; (C) distributions, transfers or dispositions of Lock-Up Securities (i) to limited partners, general partners, members, stockholders or holders of similar equity interests of the signatory, or (ii) to another corporation, partnership, limited liability company, trust or other business entity that is an affiliate (as defined in Rule 405 promulgated under the Securities Act) of the signatory, or to any investment fund or other entity controlling, controlled by, managing or managed by or under common control or common investment management with the signatory or affiliates of the signatory; *provided that* in the case of any distribution, transfer or disposition pursuant to this clause, (a) each donee or transferee shall sign and deliver a lock-up agreement for the balance of the Lock-Up Period and (b) (1) if any filing under Section 16(a) of the Exchange Act, or other public filing or disclosure, is legally required, such filing or disclosure shall clearly indicate in the footnotes thereto that the filing relates to circumstances described in this clause, and (2) no other public announcement or filing shall be voluntarily made during the Lock-Up Period; (D) establishing of a trading plan on behalf of any of our shareholders, officers or directors pursuant to Rule 10b5-1 under the Exchange Act for the transfer of shares of Common Stock; *provided that* (i) such plan does not provide for the transfer of Common Stock during the Lock-Up Period and (ii) to the extent a public announcement or filing under the Exchange Act, if any, is required of or voluntarily made by or on behalf of the signatory or us regarding the establishment of such plan, such announcement or filing shall include a statement to the effect that no transfer of Common Stock may be made under such plan during the Lock-Up Period; (E) transfers or sales to us from an employee in connection with the repurchase of Lock-Up Securities in connection with the termination of the signatory's employment with us pursuant to contractual agreements with us that provides us with a right to purchase such shares; *provided that* (1) any filing required to be made during the Lock-Up Period pursuant to Section 16(a) of the Exchange Act or Item 703 of Regulation S-K shall clearly indicate in the footnotes thereto that such transfer is being made pursuant to the circumstances described in this clause, and (2) no other public announcement or filing shall be voluntarily made during the Lock-Up Period; (F) (i) the receipt by the signatory from us of Lock-Up Securities upon the exercise, vesting or settlement of options, restricted stock units or other equity awards granted under a stock incentive plan or other equity award plan, which plan is established prior to the date of this prospectus and is described in the preliminary prospectus relating to the shares included in the registration statement immediately prior to the time the underwriting agreement is executed and this prospectus, or warrants to purchase shares of Common Stock, insofar as such options, restricted stock units or warrants are outstanding as of the date of this prospectus and are disclosed in this prospectus or (ii) the transfer of shares of Lock-Up Securities to us upon a vesting or settlement event of our restricted stock units or Lock-Up Securities or upon the exercise of options to purchase our securities on a "cashless" or "net exercise" basis to the extent permitted by the instruments representing such options (and any transfer to us necessary in respect of such amount needed for the payment of taxes, including estimated taxes and withholding tax and remittance obligations, due as a result of such vesting, settlement or exercise whether by means of a "net settlement" or otherwise) so long as such vesting, settlement, "cashless" exercise or "net exercise" is effected solely by the surrender of outstanding options (or the Common Stock issuable upon the exercise thereof) or shares of Common Stock to us and our cancellation of all or a portion thereof to pay the exercise price and/or withholding tax and remittance obligations in connection with the vesting, settlement or exercise of the restricted stock unit, option or other equity award; *provided that* (a) the Lock-Up Securities that are so received upon such vesting, settlement or exercise of the restricted stock unit, option, warrants or other equity award will be subject to the terms of this agreement for the duration of the Lock-Up Period and (b) to the extent any filing by, or on behalf of, any party (donor, donee, transferor or transferee) shall be required to be made with respect to such receipt or such transfer pursuant to Section 16(a) of the Exchange Act, such filing shall clearly indicate in the footnotes thereto that such receipt or transfer is being made pursuant to the circumstances described in this clause; (G) transfers of shares of Lock-Up Securities pursuant to a bona fide third party tender offer, merger, consolidation or other similar transaction involving certain change of control events that are open to all holders of our capital stock and have been approved by our board of directors (including, without limitation, entering into any lock-up, voting or similar agreement pursuant to which the signatory may agree to transfer, sell, tender or otherwise dispose of the signatory's securities in connection with any such transaction, or vote securities in favor of any such transaction); *provided that* in the

**Ingram Micro Holding Corporation has requested confidential treatment of this registration statement and associated correspondence pursuant to Rule 83 of the Securities and Exchange Commission.**

event that such third party tender offer, merger, consolidation or other such similar transaction is not completed, the Lock-Up Securities owned by the signatory shall remain subject to the restrictions contained in the lock-up agreement for the duration of the Lock-Up Period; and (H) transfers of Lock-Up Securities in connection with the Offering Reorganization Transactions as described in the registration statement, the preliminary prospectus relating to the shares included in the registration statement immediately prior to the time the underwriting agreement is executed and this prospectus; *provided that* (i) such shares of Common Stock received in the Offering Reorganization Transactions shall be subject to the terms of the lock-up agreement for the duration of the Lock-Up Period and (ii) (a) to the extent any filing by, or on behalf of, any party (donor, donee, transferor or transferee) shall be required to be made with respect to such receipt or such transfer pursuant to Section 16(a) of the Exchange Act, such filing shall clearly indicate in the footnotes thereto that such receipt or transfer is being made pursuant to the circumstances described in this clause, and (b) no other public announcement or filing shall be required or shall be voluntarily made with respect to such receipt or such transfer during the Lock-Up Period.

**Listing**

We have applied to have our Common Stock listed on the New York Stock Exchange (the “NYSE”) under the symbol “INGM,” and we expect that the shares will be approved for listing on the NYSE under such symbol.

Before this offering, there has been no public market for our Common Stock. The initial public offering price will be determined through negotiations among us, the selling stockholder and the representatives. In addition to prevailing market conditions, the factors to be considered in determining the initial public offering price are:

- The recent market prices of, and the demand for, publicly traded common stock of generally comparable companies.
- The present state of our development, results of operations and our current financial condition.
- The history of, and prospects for, the industry in which we compete.
- The ability of our management.
- The prospects for our future earnings.
- The general condition of the securities markets at the time of this offering.
- Our historical performance, estimates of our business potential and earnings prospects, an assessment of our management and the consideration of the above factors in relation to the market valuation of companies in related businesses.

We cannot assure you that the initial public offering price will correspond to the price at which our Common Stock will trade in the public market subsequent to this offering or that an active trading market for our Common Stock will develop and continue after this offering.

**Price Stabilization, Short Positions and Penalty Bids**

In connection with the offering, the underwriters may purchase and sell shares of Common Stock in the open market. These transactions may include short sales, stabilizing transactions and purchases to cover positions created by short sales. Short sales involve the sale by the underwriters of a greater number of shares than they are required to purchase in the offering, and a short position represents the amount of such sales that have not been covered by subsequent purchases. A “covered short position” is a short position that is not greater than the amount of additional shares for which the underwriters’ option described above may be exercised. The underwriters may cover any covered short position by either exercising their option to purchase additional shares or purchasing shares in the open market. In determining the source of shares to cover the covered short position, the underwriters will consider, among other things, the price of shares available for purchase in the open market

**Ingram Micro Holding Corporation has requested confidential treatment of this registration statement and associated correspondence pursuant to Rule 83 of the Securities and Exchange Commission.**

as compared to the price at which they may purchase additional shares pursuant to the option described above. "Naked" short sales are any short sales that create a short position greater than the amount of additional shares for which the option described above may be exercised. The underwriters must cover any such naked short position by purchasing shares in the open market. A naked short position is more likely to be created if the underwriters are concerned that there may be downward pressure on the price of our Common Stock in the open market after pricing that could adversely affect investors who purchase in the offering. Stabilizing transactions consist of various bids for or purchases of Common Stock made by the underwriters in the open market prior to the completion of the offering.

The underwriters may also impose a penalty bid. This occurs when a particular underwriter repays to the underwriters a portion of the underwriting discount received by it because the representatives have repurchased shares sold by or for the account of such underwriter in stabilizing or short covering transactions.

Purchases to cover a short position and stabilizing transactions, as well as other purchases by the underwriters for their own accounts, may have the effect of preventing or delaying a decline in the market price of our Common Stock, and together with the imposition of the penalty bid, may stabilize, maintain or otherwise affect the market price of our Common Stock. As a result, the price of our Common Stock may be higher than the price that otherwise might exist in the open market. The underwriters are not required to engage in these activities and may end any of these activities at any time. These transactions may be effected on Nasdaq, the NYSE, in the over-the-counter market or otherwise.

Neither we, the selling stockholder nor any of the underwriters make any representation or prediction as to the direction or magnitude of any effect that the transactions described above may have on the price of our common stock. In addition, neither we, the selling stockholder nor any of the underwriters make any representation that the representatives will engage in these transactions or that these transactions, once commenced, will not be discontinued without notice.

**Electronic Distribution**

In connection with the offering, certain of the underwriters or securities dealers may distribute prospectuses by electronic means, such as e-mail.

**Other Relationships**

The underwriters and their respective affiliates are full service financial institutions engaged in various activities, which may include sales and trading, commercial and investment banking, advisory, investment management, investment research, principal investment, hedging, market making, brokerage and other financial and non-financial activities and services. Certain of the underwriters and their respective affiliates have provided, and may in the future provide, a variety of these services to the issuer and to persons and entities with relationships with the issuer, for which they received or will receive customary fees and expenses.

In the ordinary course of their various business activities, the underwriters and their respective affiliates, officers, directors and associates may purchase, sell or hold a broad array of investments and actively trade securities, derivatives, loans, commodities, currencies, credit default swaps and other financial instruments for their own account and for the accounts of their consumers, and such investment and trading activities may involve or relate to assets, securities and/or instruments of the issuer (directly, as collateral securing other obligations or otherwise) and/or persons and entities with relationships with the issuer. The underwriters and their respective affiliates may also communicate independent investment recommendations, market color or trading ideas and/or publish or express independent research views in respect of such assets, securities or instruments and may at any time hold, or recommend to clients that they should acquire, long and/or short positions in such assets, securities and instruments.

**Ingram Micro Holding Corporation has requested confidential treatment of this registration statement and associated correspondence pursuant to Rule 83 of the Securities and Exchange Commission.**

Some of the underwriters and their affiliates have engaged in, and may in the future engage in, investment banking and other commercial dealings in the ordinary course of business with us or our affiliates. They have received, or may in the future receive, customary fees and commissions for these transactions.

Furthermore, Morgan Stanley Bank, N.A., an affiliate of Morgan Stanley & Co. LLC, JPMorgan Chase Bank, N.A., an affiliate of J.P. Morgan Securities LLC, Bank of America, N.A., an affiliate of BofA Securities, Inc., Deutsche Bank AG New York Branch and Deutsche Bank AG Canada Branch, both affiliates of Deutsche Bank Securities Inc., and Stifel Bank & Trust, an affiliate of Stifel, Nicolaus & Company, Incorporated, each an underwriter of this offering, are lenders, issuing banks and joint lead arrangers and bookrunners under our ABL Credit Agreement and are lenders and joint lead arrangers and bookrunners under our Term Loan Credit Agreement, and accordingly have received and are entitled to receive fees and expenses in connection therewith. In addition, JPMorgan Chase Bank, N.A., an affiliate of J.P. Morgan Securities LLC, an underwriter of this offering, serves as the swingline lender, administrative agent and collateral agent under our ABL Credit Agreement and as administrative agent and collateral agent under our Term Loan Credit Agreement, and accordingly has received and is entitled to fees and expenses in connection therewith. In addition, affiliates of certain of the underwriters may also be holders of our other debt. In addition, Morgan Stanley & Co. LLC, J.P. Morgan Securities LLC, BofA Securities, Inc., Deutsche Bank Securities Inc. and Stifel, Nicolaus & Company, Incorporated also acted as initial purchasers and joint book-running managers of our 2029 Notes and may have received customary fees in connection therewith. Affiliates of Morgan Stanley & Co. LLC and J.P. Morgan Securities LLC also served as financial advisors to the Company with respect to the Imola Mergers and the CLS Sale, and have received and may receive in the future customary fees and expenses in connection therewith.

In addition, on or about February 1, 2024, JPMorgan Chase Bank, N.A. held approximately \$5,067,000 of term loans outstanding under the Term Loan Credit Facility (which is approximately 0.36% of the outstanding borrowings thereunder). On or about February 1, 2024, Jefferies Finance LLC held approximately \$7,782,100 of term loans outstanding under the Term Loan Credit Facility (which is approximately 0.57% of the outstanding borrowings thereunder). On or about February 1, 2024, Stifel Bank & Trust held approximately \$9,965,000 of term loans outstanding under the Term Loan Credit Facility (which is approximately 0.73% of the outstanding borrowings thereunder). As a result of the foregoing, in the event we repay a portion of the outstanding borrowings under the Term Loan Credit Facility with the net proceeds of this offering as further described under “Use of Proceeds”, then neither J.P. Morgan Securities LLC, Jefferies LLC, Stifel, Nicolaus & Company, Incorporated nor any of the other underwriters will have a “conflict of interest” with us within the meaning of Rule 5121, as administered by FINRA, as none of the underwriters are expected to receive more than 5% of the proceeds of this offering. See “Description of Material Indebtedness” and “Use of Proceeds.”

In addition, following the primary closing of the CLS Sale, we used a portion of the proceeds therefrom to repay all of the outstanding borrowings under the ABL Term Loan Facility. See “Summary—CLS Sale” and “Underwriting.” Morgan Stanley Bank, N.A., an affiliate of Morgan Stanley & Co. LLC, JPMorgan Chase Bank, N.A., an affiliate of J.P. Morgan Securities LLC, and Stifel Bank & Trust, an affiliate of Stifel, Nicolaus & Company, Incorporated each an underwriter of this offering, are lenders, agents and joint lead arrangers and bookrunners under the ABL Term Loan Facility. As a result of the use of proceeds from the CLS Sale, such affiliates of the underwriters received a portion of the proceeds from the CLS Sale. See “Summary—CLS Sale” and “Description of Material Indebtedness.”

## **Selling Restrictions**

### ***European Economic Area***

This prospectus is not a prospectus for the purposes of the Prospectus Regulation (as defined below). This prospectus has been prepared on the basis that any offer of shares in any Member State of the EEA will be made pursuant to an exemption under the Prospectus Regulation from the requirement to publish a prospectus for offers of shares. Accordingly any person making or intending to make an offer in that Member State of shares which are the subject of the offering contemplated in this prospectus may only do so in circumstances in which

**Ingram Micro Holding Corporation has requested confidential treatment of this registration statement and associated correspondence pursuant to Rule 83 of the Securities and Exchange Commission.**

no obligation arises for us or any of the underwriters to publish a prospectus pursuant to Article 3 of the Prospectus Regulation in relation to such offer. Neither we nor the underwriters have authorized, nor do they authorize, the making of any offer of shares in circumstances in which an obligation arises for us or the underwriters to publish or supplement a prospectus for such offer. The expression “Prospectus Regulation” means Regulation (EU) 2017/1129 as it forms part of domestic law by virtue of the European Union (Withdrawal) Act 2018.

No shares have been offered or will be offered pursuant to the offering to the public in any Member State of the EEA prior to the publication of a prospectus in relation to the shares other than:

- to any legal entity which is a qualified investor as defined under Article 2 of the Prospectus Regulation;
- to fewer than 150 natural or legal persons (other than qualified investors as defined under Article 2 of the Prospectus Regulation), subject to obtaining the prior consent of the representative for any such offer; or
- in any other circumstances falling within Article 1(4) of the Prospectus Regulation,

provided that no such offer of shares shall require us or any underwriters to publish a prospectus pursuant to Article 3 of the Prospectus Regulation. For the purposes of this provision, the expression an “offer to the public” in relation to any shares in any Member State means the communication in any form and by any means of sufficient information on the terms of the offer and the shares to be offered so as to enable an investor to decide to purchase or subscribe for the shares.

***Prohibition of Sales to United Kingdom Investors***

In the United Kingdom, this prospectus is not a prospectus for the purposes of the UK version of Regulation (EU) No 2017/1129 as amended by The Prospectus (Amendment etc.) (EU Exit) Regulations 2019, which is part of UK law by virtue of the European Union (Withdrawal) Act 2018 (the “UK Prospectus Regulation”). This prospectus has been prepared on the basis that any offer of shares in the United Kingdom will be made pursuant to an exemption under the UK Prospectus Regulation from the requirement to publish a prospectus for offers of shares. Accordingly any person making or intending to make an offer in the United Kingdom of shares which are the subject of the offering contemplated in this prospectus may only do so in circumstances in which no obligation arises for us or any of the underwriters to publish a prospectus pursuant to Article 3 of the UK Prospectus Regulation in relation to such offer. Neither we nor the underwriters have authorized, nor do they authorize, the making of any offer of shares in circumstances in which an obligation arises for us or the underwriters to publish or supplement a prospectus for such offer.

***Notice to Prospective Investors in the United Kingdom***

No shares have been offered or will be offered pursuant to the offering to the public in the United Kingdom prior to the publication of a prospectus in relation to the shares which has been approved by the Financial Conduct Authority, except that the shares may be offered to the public in the United Kingdom at any time:

- to any legal entity which is a qualified investor as defined under Article 2 of the UK Prospectus Regulation;
- to fewer than 150 natural or legal persons (other than qualified investors as defined under Article 2 of the UK Prospectus Regulation), subject to obtaining the prior consent of the representative for any such offer; or
- in any other circumstances falling within Section 86 of the Financial Services and Markets Act 2000 (the “FSMA”),

**Ingram Micro Holding Corporation has requested confidential treatment of this registration statement and associated correspondence pursuant to Rule 83 of the Securities and Exchange Commission.**

provided that no such offer of the shares shall require us or any underwriter to publish a prospectus pursuant to Section 85 of the FSMA or supplement a prospectus pursuant to Article 23 of the UK Prospectus Regulation. For the purposes of this provision, the expression an “offer to the public” in relation to the shares in the United Kingdom means the communication in any form and by any means of sufficient information on the terms of the offer and any shares to be offered so as to enable an investor to decide to purchase or subscribe for any shares.

Any invitation or inducement to engage in investment activity (within the meaning of Section 21 of the FSMA) in connection with the issue or sale of the shares may only be communicated or caused to be communicated in circumstances in which Section 21(1) of the FSMA does not apply to us.

All applicable provisions of the FSMA must be complied with in respect to anything done by any person in relation to the shares of our common stock in, from or otherwise involving the United Kingdom.

***Canada***

The securities may be sold in Canada only to purchasers purchasing, or deemed to be purchasing, as principal that are accredited investors, as defined in National Instrument 45-106 Prospectus Exemptions or subsection 73.3(1) of the Securities Act (Ontario), and are permitted clients, as defined in National Instrument 31-103 Registration Requirements, Exemptions, and Ongoing Registrant Obligations. Any resale of the securities must be made in accordance with an exemption from, or in a transaction not subject to, the prospectus requirements of applicable securities laws.

Securities legislation in certain provinces or territories of Canada may provide a purchaser with remedies for rescission or damages if this offering memorandum (including any amendment thereto) contains a misrepresentation, provided that the remedies for rescission or damages are exercised by the purchaser within the time limit prescribed by the securities legislation of the purchaser’s province or territory. The purchaser should refer to any applicable provisions of the securities legislation of the purchaser’s province or territory of these rights or consult with a legal advisor.

Pursuant to section 3A.3 of National Instrument 33-105 Underwriting Conflicts (NI 33-105), the underwriters are not required to comply with the disclosure requirements of NI 33-105 regarding underwriter conflicts of interest in connection with this offering.

***Singapore***

This prospectus has not been registered as a prospectus with the Monetary Authority of Singapore. Accordingly, shares of our Common Stock were not offered or sold or caused to be made the subject of an invitation for subscription or purchase and will not be offered or sold or caused to be made the subject of an invitation for subscription or purchase, and this prospectus or any other document or material in connection with the offer or sale, or invitation for subscription or purchase, of shares of our Common Stock, has not been circulated or distributed, nor will it be circulated or distributed, whether directly or indirectly, to any person in Singapore other than (i) to an institutional investor (as defined in Section 4A of the Securities and Futures Act (Chapter 289) of Singapore, as modified or amended from time to time (the “SFA”)) pursuant to Section 274 of the SFA, (ii) to a relevant person (as defined in Section 275(2) of the SFA) pursuant to Section 275(1) of the SFA, or any person pursuant to Section 275(1A) of the SFA, and in accordance with the conditions specified in Section 275 of the SFA or (iii) otherwise pursuant to, and in accordance with the conditions of, any other applicable provision of the SFA.

Where shares of our Common Stock are subscribed or purchased under Section 275 of the SFA by a relevant person which is:

- a corporation (which is not an accredited investor (as defined in Section 4A of the SFA)) the sole business of which is to hold investments and the entire share capital of which is owned by one or more individuals, each of whom is an accredited investor; or

**Ingram Micro Holding Corporation has requested confidential treatment of this registration statement and associated correspondence pursuant to Rule 83 of the Securities and Exchange Commission.**

- a trust (where the trustee is not an accredited investor) whose sole purpose is to hold investments and each beneficiary of the trust is an individual who is an accredited investor,

securities or securities-based derivatives contracts (each term as defined in Section 2(1) of the SFA) of that corporation or the beneficiaries' rights and interest (howsoever described) in that trust shall not be transferred within six months after that corporation or that trust has acquired the shares of our Common Stock pursuant to an offer made under Section 275 of the SFA, except:

- to an institutional investor or to a relevant person, or to any person arising from an offer referred to in Section 275(1A) or Section 276(4)(i) (B) of the SFA;
- where no consideration is or will be given for the transfer;
- where the transfer is by operation of law;
- as specified in Section 276(7) of the SFA; or
- as specified in Regulation 32 of the Securities and Futures (Offers of Investments) (Shares and Debentures) Regulations 2005 of Singapore.

**Singapore SFA Product Classification**—In connection with Section 309B of the SFA and the CMP Regulations 2018, unless otherwise specified before an offer of shares of our Common Stock, we have determined, and hereby notify, all relevant persons (as defined in Section 309A(1) of the SFA), that shares of our Common Stock are “prescribed capital markets products” (as defined in the CMP Regulations 2018) and Excluded Investment Products (as defined in MAS Notice SFA 04-N12: Notice on the Sale of Investment Products and MAS Notice FAA-N16: Notice on Recommendations on Investment Products).

***Australia***

No placement document, prospectus, product disclosure statement or other disclosure document has been lodged with the Australian Securities and Investments Commission in relation to this offering. This prospectus does not constitute a prospectus, product disclosure statement or other disclosure document under the Corporations Act 2001 (the Corporations Act) and does not purport to include the information required for a prospectus, product disclosure statement or other disclosure document under the Corporations Act.

Any offer in Australia of our common stock may only be made to persons, or Exempt Investors, who are “sophisticated investors” (within the meaning of section 708(8) of the Corporations Act), “professional investors” (within the meaning of section 708(11) of the Corporations Act), or otherwise pursuant to one or more exemptions contained in section 708 of the Corporations Act so that it is lawful to offer our Common Stock without disclosure to investors under Chapter 6D of the Corporations Act.

The Common Stock applied for by Exempt Investors in Australia must not be offered for sale in Australia in the period of 12 months after the date of allotment under the offering, except in circumstances where disclosure to investors under Chapter 6D of the Corporations Act would not be required pursuant to an exemption under section 708 of the Corporations Act or otherwise or where the offer is pursuant to a disclosure document which complies with Chapter 6D of the Corporations Act. Any person acquiring securities must observe such Australian on-sale restrictions. This prospectus contains general information only and does not take account of the investment objectives, financial situation or particular needs of any particular person. It does not contain any securities recommendations or financial product advice. Before making an investment decision, investors need to consider whether the information in this prospectus is appropriate to their needs, objectives and circumstances, and, if necessary, seek expert advice on those matters.

***Dubai International Financial Centre***

This prospectus relates to an Exempt Offer in accordance with the Offered Securities Rules of the Dubai Financial Services Authority (the “DFSA”). This prospectus is intended for distribution only to persons of a type



**Ingram Micro Holding Corporation has requested confidential treatment of this registration statement and associated correspondence pursuant to Rule 83 of the Securities and Exchange Commission.**

specified in the Offered Securities Rules of the DFSA. It must not be delivered to, or relied on by, any other person. The DFSA has no responsibility for reviewing or verifying any documents in connection with Exempt Offers. The DFSA has not approved this prospectus nor taken steps to verify the information set forth herein and has no responsibility for the prospectus. The Common Stock to which this prospectus relates may be illiquid or subject to restrictions on its resale. Prospective purchasers of the Common Stock offered should conduct their own due diligence on the Common Stock. If you do not understand the contents of this prospectus you should consult an authorized financial advisor.

***Switzerland***

The shares of Common Stock may not be publicly offered in Switzerland and will not be listed on the SIX Swiss Exchange (the "SIX") or on any other stock exchange or regulated trading facility in Switzerland. This document has been prepared without regard to the disclosure standards for issuance prospectuses under art. 652a or art. 1156 of the Swiss Code of Obligations or the disclosure standards for listing prospectuses under art. 27 ff. of the SIX Listing Rules or the listing rules of any other stock exchange or regulated trading facility in Switzerland. Neither this document nor any other offering or marketing material relating to the shares of common stock or the offering may be publicly distributed or otherwise made publicly available in Switzerland.

Neither this document nor any other offering or marketing material relating to the offering, or the shares of Common Stock have been or will be filed with or approved by any Swiss regulatory authority. In particular, this document will not be filed with, and the offer of the shares of Common Stock will not be supervised by, the Swiss Financial Market Supervisory Authority, and the offer of the shares of Common Stock has not been and will not be authorized under the Swiss Federal Act on Collective Investment Schemes (the "CISA"). Accordingly, no public distribution, offering or advertising, as defined in the CISA, its implementing ordinances and notices, and no distribution to any non-qualified investor, as defined in the CISA, its implementing ordinances and notices, shall be undertaken in or from Switzerland, and the investor protection afforded to acquirers of interests in collective investment schemes under the CISA does not extend to acquirers of the shares of our Common Stock.

**Ingram Micro Holding Corporation has requested confidential treatment of this registration statement and associated correspondence pursuant to Rule 83 of the Securities and Exchange Commission.**

**LEGAL MATTERS**

Certain legal matters with respect to the legality of the issuance of the shares of Common Stock offered by us by this prospectus will be passed upon for us by Willkie Farr & Gallagher LLP, New York, New York. The underwriters are being represented by Cahill Gordon & Reindel LLP, in connection with the offering.

**Ingram Micro Holding Corporation has requested confidential treatment of this registration statement and associated correspondence pursuant to Rule 83 of the Securities and Exchange Commission.**

**EXPERTS**

The financial statements of Ingram Micro Inc. (Predecessor) for the period from January 3, 2021 to July 2, 2021 included in this prospectus have been so included in reliance on the report of PricewaterhouseCoopers LLP, an independent registered public accounting firm, given on the authority of said firm as experts in auditing and accounting.

The financial statements of Ingram Micro Holding Corporation (Successor) as of December 30, 2023 and December 31, 2022 and for each of the two years in the period ended December 30, 2023 and the period from July 3, 2021 to January 1, 2022 included in this prospectus have been so included in reliance on the report of PricewaterhouseCoopers LLP, an independent registered public accounting firm, given on the authority of said firm as experts in auditing and accounting.

**Ingram Micro Holding Corporation has requested confidential treatment of this registration statement and associated correspondence pursuant to Rule 83 of the Securities and Exchange Commission.**

**WHERE YOU CAN FIND MORE INFORMATION**

We have filed with the SEC a registration statement on Form S-1 under the Securities Act with respect to the shares of Common Stock offered hereby. This prospectus, which constitutes a part of the registration statement, does not contain all of the information set forth in the registration statement or the exhibits filed therewith, certain portions of which are omitted as permitted by the rules and regulations of the SEC. For further information with respect to us and our Common Stock offered hereby, please refer to the registration statement and the exhibits filed therewith. Statements contained in this prospectus regarding the contents of any contract or any other document that is filed as an exhibit to the registration statement are not necessarily complete, and each such statement is qualified in all respects by reference to the full text of such contract or other document filed as an exhibit to the registration statement. Each of these statements is qualified in all respects by this reference.

Following the completion of this offering, we will become subject to the information and periodic reporting requirements of the Exchange Act and, in accordance therewith, we will file periodic reports, proxy statements and other information with the SEC. Our filings with the SEC will be available to the public on the SEC's website at <http://www.sec.gov>. Those filings will also be available to the public on, or accessible through, our website ([www.ingrammicro.com](http://www.ingrammicro.com)) under the heading "Investor Relations." The information we file with the SEC or contained on or accessible through our corporate website or any other website that we may maintain is not part of this prospectus or the registration statement of which this prospectus is a part.

[Table of Contents](#)

Ingram Micro Holding Corporation has requested confidential treatment of this registration statement and associated correspondence pursuant to Rule 83 of the Securities and Exchange Commission.

INDEX TO FINANCIAL STATEMENTS

	<u>Page</u>
<b>Audited Consolidated Financial Statements</b>	
<a href="#">Report of Independent Registered Public Accounting Firm (Successor)</a>	F-2
<a href="#">Report of Independent Registered Public Accounting Firm (Predecessor)</a>	F-4
<a href="#">Consolidated Balance Sheets as of December 30, 2023 (Successor) and December 31, 2022 (Successor)</a>	F-5
<a href="#">Consolidated Statements of Income for the fiscal year ended December 30, 2023 (Successor), the fiscal year ended December 31, 2022 (Successor), the period from July 3, 2021 to January 1, 2022 (Successor) and the period from January 3, 2021 to July 2, 2021 (Predecessor)</a>	F-6
<a href="#">Consolidated Statements of Comprehensive Income for the fiscal year ended December 30, 2023 (Successor), the fiscal year ended December 31, 2022 (Successor), the period from July 3, 2021 to January 1, 2022 (Successor) and the period from January 3, 2021 to July 2, 2021 (Predecessor)</a>	F-7
<a href="#">Consolidated Statements of Stockholders' Equity for the fiscal year ended December 30, 2023 (Successor), the fiscal year ended December 31, 2022 (Successor), the period from July 3, 2021 to January 1, 2022 (Successor) and the period from January 3, 2021 to July 2, 2021 (Predecessor)</a>	F-8
<a href="#">Consolidated Statements of Cash Flows for the fiscal year ended December 30, 2023 (Successor), the fiscal year ended December 31, 2022 (Successor), the period from July 3, 2021 to January 1, 2022 (Successor) and the period from January 3, 2021 to July 2, 2021 (Predecessor)</a>	F-9
<a href="#">Notes to Consolidated Financial Statements</a>	F-11
<b>Schedules to the Audited Consolidated Financial Statements</b>	
<a href="#">Schedule II – Valuation and Qualifying Accounts</a>	F-56

**Ingram Micro Holding Corporation has requested confidential treatment of this registration statement and associated correspondence pursuant to Rule 83 of the Securities and Exchange Commission.**

**Report of Independent Registered Public Accounting Firm**

To the Board of Directors and Stockholders of Ingram Micro Holding Corporation

***Opinion on the Financial Statements***

We have audited the accompanying consolidated balance sheets of Ingram Micro Holding Corporation and its subsidiaries (Successor) (the “Company”) as of December 30, 2023 and December 31, 2022, and the related consolidated statements of income, comprehensive income, stockholders’ equity and cash flows for each of the two years in the period ended December 30, 2023 and for the period from July 3, 2021 to January 1, 2022, including the related notes and schedule of valuation and qualifying accounts for the each of the two years in the period ended December 30, 2023 and for the period from July 3, 2021 to January 1, 2022 listed in the index appearing on page F-1 (collectively referred to as the “consolidated financial statements”). In our opinion, the consolidated financial statements present fairly, in all material respects, the financial position of the Company as of December 30, 2023 and December 31, 2022, and the results of its operations and its cash flows for each of the two years in the period ended December 30, 2023 and for the period from July 3, 2021 to January 1, 2022 in conformity with accounting principles generally accepted in the United States of America.

***Basis for Opinion***

These consolidated financial statements are the responsibility of the Company’s management. Our responsibility is to express an opinion on the Company’s consolidated financial statements based on our audits. We are a public accounting firm registered with the Public Company Accounting Oversight Board (United States) (PCAOB) and are required to be independent with respect to the Company in accordance with the U.S. federal securities laws and the applicable rules and regulations of the Securities and Exchange Commission and the PCAOB.

We conducted our audits of these consolidated financial statements in accordance with the standards of the PCAOB and in accordance with auditing standards generally accepted in the United States of America. Those standards require that we plan and perform the audit to obtain reasonable assurance about whether the consolidated financial statements are free of material misstatement, whether due to error or fraud.

Our audits included performing procedures to assess the risks of material misstatement of the consolidated financial statements, whether due to error or fraud, and performing procedures that respond to those risks. Such procedures included examining, on a test basis, evidence regarding the amounts and disclosures in the consolidated financial statements. Our audits also included evaluating the accounting principles used and significant estimates made by management, as well as evaluating the overall presentation of the consolidated financial statements. We believe that our audits provide a reasonable basis for our opinion.

***Critical Audit Matters***

The critical audit matter communicated below is a matter arising from the current period audit of the consolidated financial statements that was communicated or required to be communicated to the audit committee and that (i) relates to accounts or disclosures that are material to the consolidated financial statements and (ii) involved our especially challenging, subjective, or complex judgments. The communication of critical audit matters does not alter in any way our opinion on the consolidated financial statements, taken as a whole, and we are not, by communicating the critical audit matter below, providing a separate opinion on the critical audit matter or on the accounts or disclosures to which it relates.

***Distribution Services Revenue Recognition***

As described in Note 2 to the consolidated financial statements, the Company’s net sales was \$48,053 million for the year ended December 30, 2023, of which a significant portion relates to distribution services revenue. In a

**Ingram Micro Holding Corporation has requested confidential treatment of this registration statement and associated correspondence pursuant to Rule 83 of the Securities and Exchange Commission.**

distribution services model, the Company buys, holds title to, and sells technology products and provides services to resellers, referred to subsequently as customers, while also providing resellers with multi-vendor solutions, integration services, electronic commerce tools, marketing, financing, training and enablement, technical support, and inventory management. Revenue is recognized when the control of products is transferred to customers, which generally happens at the point of shipment or point of delivery.

The principal consideration for our determination that performing procedures relating to distribution services revenue recognition is a critical audit matter is a high degree of auditor effort in performing procedures related to distribution services revenue recognition.

Addressing the matter involved performing procedures and evaluating audit evidence in connection with forming our overall opinion on the consolidated financial statements. These procedures included, among others, evaluating, on a test basis, revenue recognized for distribution services transactions by obtaining and inspecting customer contracts, invoices, purchase orders, shipping documentation, cash receipts, and trade accounts receivable confirmations from customers, where applicable.

/s/ PricewaterhouseCoopers LLP

Irvine, California

March 13, 2024

We have served as the Company's auditor since at least 1994. We have not been able to determine the specific year we began serving as auditor of the Company.

**Ingram Micro Holding Corporation has requested confidential treatment of this registration statement and associated correspondence pursuant to Rule 83 of the Securities and Exchange Commission.**

**Report of Independent Registered Public Accounting Firm**

To the Board of Directors and Stockholders of Ingram Micro Holding Corporation

***Opinion on the Financial Statements***

We have audited the accompanying consolidated statements of income, comprehensive income, stockholders' equity and cash flows of Ingram Micro Inc. and its subsidiaries (Predecessor) (the "Company") for the period from January 3, 2021 to July 2, 2021, including the related notes and schedule of valuation and qualifying accounts for the period from January 3, 2021 to July 2, 2021 listed in the index appearing on page F-1 (collectively referred to as the "consolidated financial statements"). In our opinion, the consolidated financial statements present fairly, in all material respects, the results of operations and cash flows of the Company for the period from January 3, 2021 to July 2, 2021 in conformity with accounting principles generally accepted in the United States of America.

***Basis for Opinion***

These consolidated financial statements are the responsibility of the Company's management. Our responsibility is to express an opinion on the Company's consolidated financial statements based on our audit. We are a public accounting firm registered with the Public Company Accounting Oversight Board (United States) (PCAOB) and are required to be independent with respect to the Company in accordance with the U.S. federal securities laws and the applicable rules and regulations of the Securities and Exchange Commission and the PCAOB.

We conducted our audit of these consolidated financial statements in accordance with the standards of the PCAOB and in accordance with auditing standards generally accepted in the United States of America. Those standards require that we plan and perform the audit to obtain reasonable assurance about whether the consolidated financial statements are free of material misstatement, whether due to error or fraud.

Our audit included performing procedures to assess the risks of material misstatement of the consolidated financial statements, whether due to error or fraud, and performing procedures that respond to those risks. Such procedures included examining, on a test basis, evidence regarding the amounts and disclosures in the consolidated financial statements. Our audit also included evaluating the accounting principles used and significant estimates made by management, as well as evaluating the overall presentation of the consolidated financial statements. We believe that our audit provides a reasonable basis for our opinion.

/s/ PricewaterhouseCoopers LLP

Irvine, California

April 12, 2022, except for the additional entity-wide disclosure of net sales by product category included in Note 12 to the consolidated financial statements, as to which the date is September 19, 2022, and except for the effects of the restatement discussed in Note 3 (not presented herein) to the consolidated financial statements appearing in the Company's seventh amendment to the draft registration statement on Form S-1, as to which the date is September 15, 2023

We have served as the Company's auditor since at least 1994. We have not been able to determine the specific year we began serving as auditor of the Company.



Ingram Micro Holding Corporation has requested confidential treatment of this registration statement and associated correspondence pursuant to Rule 83 of the Securities and Exchange Commission.

**INGRAM MICRO HOLDING CORPORATION**  
**CONSOLIDATED BALANCE SHEETS**  
(Amounts in thousands, except par value and share data)

	<u>Successor</u> <u>December 31, 2022</u>	<u>Successor</u> <u>December 30, 2023</u>
<b>ASSETS</b>		
Current assets:		
Cash and cash equivalents	\$ 1,320,137	\$ 948,490
Trade accounts receivable (less allowances of \$140,328 and \$163,727, respectively)	8,782,988	8,996,887
Inventory	5,357,929	4,660,130
Other current assets	<u>713,631</u>	<u>757,404</u>
Total current assets	16,174,685	15,362,911
Property and equipment, net	349,450	452,613
Operating lease right-of-use assets	372,648	430,705
Goodwill	844,736	851,780
Intangible assets, net	957,471	880,433
Other assets	<u>388,985</u>	<u>447,997</u>
Total assets	<u>\$ 19,087,975</u>	<u>\$ 18,426,439</u>
<b>LIABILITIES AND STOCKHOLDERS' EQUITY</b>		
Current liabilities:		
Accounts payable	\$ 9,846,717	\$ 9,230,685
Accrued expenses and other	1,172,433	1,063,600
Short-term debt and current maturities of long-term debt	200,327	262,070
Short-term operating lease liabilities	<u>88,258</u>	<u>105,564</u>
Total current liabilities	11,307,735	10,661,919
Long-term debt, less current maturities	4,174,027	3,657,889
Long-term operating lease liabilities, net of current portion	322,671	366,139
Other liabilities	<u>225,474</u>	<u>226,866</u>
Total liabilities	<u>16,029,907</u>	<u>14,912,813</u>
Commitments and contingencies (Note 10)		
Stockholders' equity:		
Class A Common Stock, par value \$0.01, 30,000 shares authorized at December 31, 2022 and December 30, 2023, and 26,382 shares issued and outstanding at December 31, 2022 and December 30, 2023	—	—
Class B Common Stock, par value \$0.01, 300 shares authorized at December 31, 2022 and December 30, 2023, and 198 shares issued and outstanding at December 31, 2022 and December 30, 2023	—	—
Additional paid-in capital	2,658,000	2,658,000
Retained earnings	737,526	1,087,113
Accumulated other comprehensive loss	<u>(337,458)</u>	<u>(231,487)</u>
Total stockholders' equity	<u>3,058,068</u>	<u>3,513,626</u>
Total liabilities and stockholders' equity	<u>\$ 19,087,975</u>	<u>\$ 18,426,439</u>

See accompanying notes to these consolidated financial statements.

Ingram Micro Holding Corporation has requested confidential treatment of this registration statement and associated correspondence pursuant to Rule 83 of the Securities and Exchange Commission.

**INGRAM MICRO HOLDING CORPORATION**  
**CONSOLIDATED STATEMENTS OF INCOME**  
(Amounts in thousands, except per share data)

	<u>Predecessor</u> Period from January 3, 2021 to July 2, 2021	<u>Successor</u> Period from July 3, 2021 to January 1, 2022	<u>Successor</u> Fiscal Year Ended  2022	<u>Successor</u> Fiscal Year Ended  2023
Net sales	\$ 26,406,869	\$ 28,048,703	\$ 50,824,490	\$ 48,053,046
Cost of sales	24,419,489	25,925,610	47,131,098	44,504,074
Gross profit	1,987,380	2,123,093	3,693,392	3,548,972
Operating expenses (income):				
Selling, general and administrative	1,459,364	1,684,170	2,716,234	2,576,023
Merger-related costs	2,314	114,332	1,910	—
Restructuring costs	202	831	10,138	18,797
Gain on CLS Sale	—	—	(2,283,820)	—
Total operating expenses	1,461,880	1,799,333	444,462	2,594,820
Income from operations	525,500	323,760	3,248,930	954,152
Other (income) expense:				
Interest income	(11,744)	(6,306)	(22,911)	(34,977)
Interest expense	44,281	183,208	320,230	380,191
Net foreign currency exchange loss	1,419	17,473	69,597	42,070
Other (income) expense	(13,410)	12,628	67,473	34,562
Total other (income) expense	20,546	207,003	434,389	421,846
Income before income taxes	504,954	116,757	2,814,541	532,306
Provision for income taxes	126,479	20,023	420,052	172,257
Net income	\$ 378,475	\$ 96,734	\$ 2,394,489	\$ 360,049
Basic and diluted earnings per share for Class A and Class B shares	\$ —	\$ 3,654	\$ 90,086	\$ 13,546
Basic and diluted earnings per share for Common Stock	\$ 3,784,750	\$ —	\$ —	\$ —

See accompanying notes to these consolidated financial statements.

Ingram Micro Holding Corporation has requested confidential treatment of this registration statement and associated correspondence pursuant to Rule 83 of the Securities and Exchange Commission.

**INGRAM MICRO HOLDING CORPORATION**  
**CONSOLIDATED STATEMENTS OF COMPREHENSIVE INCOME**  
**(Amounts in thousands)**

	<u>Predecessor</u> <u>Period from</u> <u>January 3, 2021</u> <u>to July 2, 2021</u>	<u>Successor</u> <u>Period from July 3,</u> <u>2021 to January 1,</u> <u>2022</u>	<u>Successor</u> <u>Fiscal Year Ended</u> <u>2022</u>	<u>Successor</u> <u>Fiscal Year Ended</u> <u>2023</u>
Net income	\$ 378,475	\$ 96,734	\$ 2,394,489	\$ 360,049
Other comprehensive (loss) income, net of tax				
Foreign currency translation adjustment	(17,749)	(61,305)	(270,685)	103,596
Other	—	—	(5,468)	2,375
Other comprehensive (loss) income, net of tax	(17,749)	(61,305)	(276,153)	105,971
Comprehensive income	<u>\$ 360,726</u>	<u>\$ 35,429</u>	<u>\$ 2,118,336</u>	<u>\$ 466,020</u>

See accompanying notes to these consolidated financial statements.

Ingram Micro Holding Corporation has requested confidential treatment of this registration statement and associated correspondence pursuant to Rule 83 of the Securities and Exchange Commission.

INGRAM MICRO HOLDING CORPORATION

CONSOLIDATED STATEMENTS OF STOCKHOLDERS' EQUITY  
(Amounts in thousands, except share data)

	Class A Common Stock		Class B Common Stock		Common Stock		Additional Paid-in Capital	Retained Earnings	Accumulated Other Comprehensive Loss	Total
	Shares	Amount	Shares	Amount	Shares	Amount				
<b>Balance at January 2, 2021 (Predecessor)</b>	—	—	—	—	100	—	783,850	4,413,072	(185,234)	5,011,688
Dividends declared	—	—	—	—	—	—	—	(215,182)	—	(215,182)
Net income	—	—	—	—	—	—	—	378,475	—	378,475
Foreign currency translation adjustment	—	—	—	—	—	—	—	—	(17,749)	(17,749)
Equity contribution from Former Parent of Ingram Micro Inc.	—	—	—	—	—	—	3,913	—	—	3,913
<b>Balance at July 2, 2021 (Predecessor)</b>	—	\$ —	—	\$ —	100	\$ —	\$ 787,763	\$ 4,576,365	\$ (202,983)	\$ 5,161,145
<b>Balance at July 3, 2021 (Successor)</b>	26,380	\$ —	—	\$ —	—	\$ —	\$ —	\$ —	\$ —	\$ —
Net income	—	—	—	—	—	—	—	96,734	—	96,734
Foreign currency translation adjustment	—	—	—	—	—	—	—	—	(61,305)	(61,305)
Issuance of Class B shares	—	—	198	—	—	—	20,000	—	—	20,000
Equity contribution from Platinum	—	—	—	—	—	—	2,638,000	—	—	2,638,000
<b>Balance at January 1, 2022 (Successor)</b>	26,380	\$ —	198	\$ —	—	\$ —	\$2,658,000	\$ 96,734	\$ (61,305)	\$ 2,693,429
Dividends declared	—	—	—	—	—	—	—	(1,753,697)	—	(1,753,697)
Net income	—	—	—	—	—	—	—	2,394,489	—	2,394,489
Foreign currency translation adjustment	—	—	—	—	—	—	—	—	(270,685)	(270,685)
Issuance of Class A shares	2	—	—	—	—	—	—	—	—	—
Other	—	\$ —	—	\$ —	—	\$ —	\$ —	\$ —	\$ (5,468)	\$ (5,468)
<b>Balance at December 31, 2022 (Successor)</b>	26,382	\$ —	198	\$ —	—	\$ —	\$2,658,000	\$ 737,526	\$ (337,458)	\$ 3,058,068
Dividends declared	—	—	—	—	—	—	—	(10,462)	—	(10,462)
Net income	—	—	—	—	—	—	—	360,049	—	360,049
Foreign currency translation adjustment	—	—	—	—	—	—	—	—	103,596	103,596
Other	—	\$ —	—	\$ —	—	\$ —	\$ —	\$ —	\$ 2,375	\$ 2,375
<b>Balance at December 30, 2023 (Successor)</b>	26,382	\$ —	198	\$ —	—	\$ —	\$2,658,000	\$ 1,087,113	\$ (231,487)	\$ 3,513,626

See accompanying notes to these consolidated financial statements.

Ingram Micro Holding Corporation has requested confidential treatment of this registration statement and associated correspondence pursuant to Rule 83 of the Securities and Exchange Commission.

**INGRAM MICRO HOLDING CORPORATION**  
**CONSOLIDATED STATEMENTS OF CASH FLOWS**  
(Amounts in thousands)

	<u>Predecessor</u> <u>Period from</u> <u>January 3,</u> <u>2021 to</u> <u>July 2, 2021</u>	<u>Successor</u> <u>Period from</u> <u>July 3, 2021</u> <u>to January 1,</u> <u>2022</u>	<u>Successor</u> <u>Fiscal Year</u> <u>Ended</u> <u>2022</u>	<u>Successor</u> <u>Fiscal Year</u> <u>Ended</u> <u>2023</u>
<b>Cash flows from operating activities:</b>				
Net income	\$ 378,475	\$ 96,734	\$ 2,394,489	\$ 360,049
Adjustments to reconcile net income to cash provided by operating activities:				
Depreciation and amortization	99,542	137,484	197,111	184,148
(Gain) loss on marketable securities, net	(6,606)	(2,686)	14,340	(10,941)
Loss on sale of property and equipment	417	380	3,435	458
Gain on CLS Sale	—	—	(2,283,820)	—
Gain on sale leaseback of German warehouse	—	—	(7,050)	—
Loss on sale of subsidiary	—	—	—	3,068
Revaluation of other consideration for acquisitions	—	76,144	3,538	312
Noncash charges for interest and bond discount amortization	1,326	37,433	33,419	31,424
Loss on repayment of term loans	—	—	10,724	4,872
Amortization of operating lease asset	78,628	75,432	101,263	108,644
Deferred income taxes	2,754	(116,237)	16,573	(55,164)
(Gain) loss on foreign exchange	(69,329)	(55,104)	(143,335)	1,989
Other	—	—	—	967
Changes in operating assets and liabilities, net of effects of acquisitions:				
Trade accounts receivable	893,132	(1,620,221)	(590,576)	(311,690)
Inventory	(209,276)	(566,127)	(210,215)	771,890
Other assets	(24,720)	(32,822)	(30,322)	(73,128)
Accounts payable	(1,266,524)	1,763,852	349,744	(738,143)
Change in book overdrafts	(222,776)	237,698	10,411	(34,367)
Operating lease liabilities	(55,494)	(11,835)	(63,799)	(104,897)
Accrued expenses and other	(213,613)	211,638	(167,039)	(80,787)
Cash (used in) provided by operating activities	<u>(614,064)</u>	<u>231,763</u>	<u>(361,109)</u>	<u>58,704</u>
<b>Cash flows from investing activities:</b>				
Capital expenditures	(63,160)	(86,584)	(135,785)	(201,535)
Proceeds from deferred purchase price of factored receivables	50,429	60,304	145,003	162,622
(Purchase) sale of marketable securities, net	(4,110)	195	148	(1,126)
Proceeds from sale of property and equipment	743	529	1,981	1,579
Proceeds from CLS Sale, net of cash sold	—	—	2,977,825	23,977
Proceeds from sale leaseback of German warehouse	—	—	43,691	—
Cash outflow from sale of subsidiary, net of proceeds	—	—	—	(1,945)
Acquisitions, net of cash acquired	(14,625)	(4,303)	(4,095)	(1,006)

**Ingram Micro Holding Corporation has requested confidential treatment of this registration statement and associated correspondence pursuant to Rule 83 of the Securities and Exchange Commission.**

	<u>Predecessor</u> <u>Period from</u> <u>January 3,</u> <u>2021 to</u> <u>July 2, 2021</u>	<u>Successor</u> <u>Period from</u> <u>July 3, 2021</u> <u>to January 1,</u> <u>2022</u>	<u>Successor</u> <u>Fiscal Year</u> <u>Ended</u>  <u>2022</u>	<u>Successor</u> <u>Fiscal Year</u> <u>Ended</u>  <u>2023</u>
Cash paid for share capital of Ingram Micro	—	(8,044,012)	—	—
Cash received in Imola Mergers	—	351,632	—	—
Other	—	—	—	(280)
Cash (used in) provided by investing activities	<u>(30,723)</u>	<u>(7,722,239)</u>	<u>3,028,768</u>	<u>(17,714)</u>
<b>Cash flows from financing activities:</b>				
Payment of contingent consideration related to Imola Mergers	—	—	(250,000)	—
Other consideration for acquisitions	(2,967)	—	(7,048)	(466)
Dividends paid to stockholders	(215,182)	—	(1,753,697)	(10,462)
Change in unremitted cash collections from servicing factored receivables	(13,656)	(1,985)	17,831	(18,413)
Issuance of Class B shares	—	20,000	—	—
Equity contribution by Platinum	—	2,638,000	—	—
Net proceeds from debt issued in Imola Mergers	—	5,550,086	—	—
Repayment of term loans	—	(12,500)	(517,500)	(560,000)
Gross proceeds from other debt	24,097	45,987	50,116	72,351
Gross repayments of other debt	(10,748)	(20,166)	(94,300)	(92,417)
Net proceeds (repayments) from revolving and other credit facilities	<u>1,016,844</u>	<u>(961,568)</u>	<u>89,285</u>	<u>131,587</u>
Cash provided by (used in) financing activities	<u>798,388</u>	<u>7,257,854</u>	<u>(2,465,313)</u>	<u>(477,820)</u>
Effect of exchange rate changes on cash and cash equivalents	(10,415)	(68,849)	(133,817)	65,183
Cash and cash equivalents classified within held for sale	—	(23,729)	23,729	—
Increase (decrease) in cash and cash equivalents	143,186	(325,200)	92,258	(371,647)
Cash and cash equivalents, beginning of year	<u>1,409,893</u>	<u>1,553,079</u>	<u>1,227,879</u>	<u>1,320,137</u>
Cash and cash equivalents, end of year	<u>\$ 1,553,079</u>	<u>\$ 1,227,879</u>	<u>\$ 1,320,137</u>	<u>\$ 948,490</u>
<b>Supplemental disclosures of cash flow information:</b>				
Cash payments during the year:				
Interest	\$ 18,074	\$ 174,389	\$ 320,025	\$ 378,554
Income taxes	\$ 94,590	\$ 90,490	\$ 442,564	\$ 271,541
<b>Supplemental disclosure of non-cash investing and financing information:</b>				
Contingent consideration related to Imola Mergers	\$ —	\$ 250,000	\$ —	\$ —
Contribution from Former Parent of Ingram Micro Inc.	\$ 3,913	\$ —	\$ —	\$ —
Proceeds not yet received from CLS sale	\$ —	\$ —	\$ 23,997	\$ —
Amounts obtained as a beneficial interest in exchange for transferring trade receivables in factoring arrangements	\$ 47,232	\$ 69,288	\$ 147,882	\$ 171,114

See accompanying notes to these consolidated financial statements.

**Ingram Micro Holding Corporation has requested confidential treatment of this registration statement and associated correspondence pursuant to Rule 83 of the Securities and Exchange Commission.**

**INGRAM MICRO HOLDING CORPORATION  
NOTES TO CONSOLIDATED FINANCIAL STATEMENTS  
(Amounts in thousands, except share, unit and per share data)**

**Note 1 — Organization and Basis of Presentation**

Ingram Micro Holding Corporation and its subsidiaries (“Ingram Micro”) are primarily engaged in the distribution of information technology (“IT”) products, cloud and other services worldwide. Ingram Micro operates in North America; Europe, Middle East and Africa (“EMEA”); Asia-Pacific; and Latin America. Unless the context otherwise requires, the use of the terms “Ingram Micro,” “we,” “us” and “our” in these notes to the consolidated financial statements refers to Ingram Micro Holding Corporation together with its consolidated subsidiaries in the successor periods as described herein and Ingram Micro Inc. together with its consolidated subsidiaries in the predecessor period as described herein. The use of the term “Platinum” means Platinum Equity, LLC together with its affiliated investment vehicles.

Platinum formed Ingram Micro Holding Corporation on September 28, 2020, and on December 9, 2020, Imola Acquisition Corporation, an investment vehicle of certain private investment funds sponsored and ultimately controlled by Platinum, entered into a definitive agreement with HNA Technology Co., Ltd. (“HNA Tech” or “Former Parent of Ingram Micro Inc.”) to acquire 100% of the share capital of Ingram Micro Inc. The acquisition was consummated on July 2, 2021 (“Acquisition Closing Date”). As part of the acquisition, Imola Merger Corporation (“Escrow Issuer”) merged with and into GCL Investment Management Inc., an affiliate of HNA Tech, which immediately thereafter merged with and into GCL Investment Holdings, Inc., which subsequently and immediately then merged with and into Ingram Micro Inc., with Ingram Micro Inc. as the surviving entity (collectively, the “Imola Mergers”).

The accompanying consolidated financial statements present separately the balance sheets, results of operations, cash flows and changes in equity for Ingram Micro on a successor basis, reflecting ownership by Platinum since July 3, 2021, and on a predecessor basis, reflecting ownership of Ingram Micro Inc. by HNA Tech for the period from January 3, 2021 to July 2, 2021. The financial information of Ingram Micro has been separated by a line on the face of the respective consolidated financial statements to distinguish the successor and predecessor periods. These consolidated financial statements have been prepared by us pursuant to accounting principles generally accepted in the United States of America (“U.S. GAAP”).

***Sale of a Substantial Portion of our Commerce & Lifecycle Services (“CLS”) Business***

On December 6, 2021, we entered into a Purchase Agreement with CMA CGM Group to sell a substantial portion of our CLS businesses (“CLS Sale”), which comprises our other services offerings defined as “Other” herein. The sale included Shipwire and our e-commerce and other forward logistics businesses in North America, Europe, Latin America and Asia-Pacific at an initial cash purchase price of \$3,000,000 subject to certain adjustments. On April 4, 2022, we completed the main closing of the sale of most of our CLS business in Europe, U.S., Canada, Peru, Colombia, Chile, and Argentina. We also closed the sale of our CLS businesses in Australia, India, Mexico and Costa Rica at the end of April 2022, New Zealand at the end of June 2022, and China in November 2022. These deferred closings of the CLS Sale were all completed between the primary closing date and November 16, 2022. As a result of the CLS Sale, we recorded a gain of \$2,283,820 during the Fiscal Year Ended December 31, 2022 (Successor), which had an income tax provision of \$246,450, or an effective tax rate of 10.8 percentage points. The CLS Sale effective tax rate is lower than statutory rates primarily due to the gain on sale of European subsidiaries being tax exempt due to the participation exemption in Europe.

**Note 2 — Significant Accounting Policies**

***Basis of Consolidation***

The consolidated financial statements include the accounts of Ingram Micro Holding Corporation and its subsidiaries. All significant intercompany accounts and transactions have been eliminated in consolidation.

**Ingram Micro Holding Corporation has requested confidential treatment of this registration statement and associated correspondence pursuant to Rule 83 of the Securities and Exchange Commission.**

**INGRAM MICRO HOLDING CORPORATION  
NOTES TO CONSOLIDATED FINANCIAL STATEMENTS  
(Amounts in thousands, except share, unit and per share data)**

***Fiscal Year***

Our fiscal year is a 52- or 53-week period ending on the Saturday nearest to December 31.

***Predecessor Period***

The period from January 3, 2021 to July 2, 2021 reflects the historical cost basis of accounting of Ingram Micro that existed prior to the acquisition by Platinum. This period is referred to as the “Period from January 3, 2021 to July 2, 2021 (Predecessor)” and as the “Predecessor Period.”

***Successor Periods***

The period from July 3, 2021 to January 1, 2022 and the fiscal years ended December 31, 2022 and December 30, 2023 are referred to as the “Period from July 3, 2021 to January 1, 2022 (Successor)”, the “Fiscal Year Ended 2022 (Successor)” and the “Fiscal Year Ended 2023 (Successor)”, respectively, and collectively referred to as the “Successor Periods”. Certain costs incurred by the Successor entity prior to the Acquisition Closing Date are reflected in the Period from July 3, 2021 to January 1, 2022 (Successor).

***Use of Estimates***

The preparation of financial statements in conformity with U.S. GAAP requires us to make estimates and assumptions that affect the reported amounts of assets and liabilities, disclosure of contingent assets and liabilities at the financial statement date, and reported amounts of revenue and expenses during the reporting period. We review our estimates and assumptions on an on-going basis. Significant estimates primarily relate to the realizable value of accounts receivable, vendor programs, inventory, goodwill, intangible and other long-lived assets, income taxes, the contingent consideration provided in the Imola Mergers, and contingencies and litigation. Actual results could differ significantly from these estimates.

***Revenue Recognition***

***Revenue Streams***

In our distribution services model, we buy, hold title to, and sell technology products and provide services to resellers, referred to subsequently as our customer, while also providing resellers with multi-vendor solutions, integration services, electronic commerce tools, marketing, financing, training and enablement, technical support, and inventory management. In both Technology Solutions, which consists of Commercial & Consumer and Advanced Solutions, and Cloud, we generally sell products and services to our customers (resellers) based on purchase orders instead of long-term contracts. Our agreements are generally not subject to minimum purchase requirements. Our customers place purchase orders with us for each transaction. Generally, our customers may cancel, delay or modify their purchase orders. In order to set up an account to trade with us, our customers generally have to accept our standard terms and conditions of sale which, together with the purchase order, form a binding contract on each individual order to which the purchase order applies. Our pricing varies greatly and depends on many factors including costs, competitive pressure, availability of inventory, seasonality and vendor promotional programs, among others. We may offer early payment discounts or volume incentive rebates to our customers. The customer contracts relating to our Other services generally provide for an initial term of three to five years, subject to extension by the mutual agreement of the parties, allow for termination for convenience by either party after the second year and the pricing is fixed by discrete type of service and typically varies depending on the volume of the relevant services. We do not believe any contract related to our Other services has a material impact on our business or financial condition. Products are delivered via shipment from our



**Ingram Micro Holding Corporation has requested confidential treatment of this registration statement and associated correspondence pursuant to Rule 83 of the Securities and Exchange Commission.**

**INGRAM MICRO HOLDING CORPORATION  
NOTES TO CONSOLIDATED FINANCIAL STATEMENTS  
(Amounts in thousands, except share, unit and per share data)**

facilities, drop-shipment directly from the vendor, or by electronic delivery of keys for software products. We recognize revenue when the control of products is transferred to our customers, which generally happens at the point of shipment or point of delivery.

Any supplemental distribution services we provide are typically recognized over time as the services are performed. Service contracts may be based on a fixed price or on a fixed unit-price per transaction or other objective measure of output. Additionally, we offer services related to our supply chain management and CloudBlue platform. Our fee-based commerce and supply chain services are billed and recognized on a per-item service fee arrangement at the point when the service is provided. Our CloudBlue platform generates revenue through licensing the right to use the intellectual property (on-premise license), which is recognized at a point in time, providing the right to access (platform as a service), which is recognized over time across the term of the contract, or through our cloud marketplace, which is recognized in the amount of the net fee associated with serving as an agent when the services are provided. Service revenues represented less than 10% of total net sales for the Period from January 3, 2021 to July 2, 2021 (Predecessor), the Period from July 3, 2021 to January 1, 2022 (Successor), the Fiscal Year Ended 2022 (Successor) and the Fiscal Year Ended 2023 (Successor). Related contract liabilities were not material for the periods presented.

*Agency Services*

We have contracts with certain customers where our performance obligation is to arrange for the products or services to be provided by another party. In these arrangements, as we assume an agency relationship in the transaction, revenue is recognized in the amount of the net fee associated with serving as an agent when the services are completed. These arrangements primarily relate to certain fulfillment contracts, as well as sales of certain software products, and extended vendor services, such as vendor warranties.

*Variable Consideration*

We, under specific conditions, permit our customers to return or exchange products. The provision for estimated sales returns is recorded concurrently with the recognition of revenue. A liability is recorded within accrued expenses and other on the Consolidated Balance Sheets for estimated product returns based upon historical experience and an asset is recorded within Inventory on the Consolidated Balance Sheets for the amount expected to be recorded for inventory upon product return.

We also provide volume discounts, early payment discounts, and other discounts to certain customers which are considered variable consideration. A provision for such discounts is recorded as a reduction of revenue at the time of sale based on an evaluation of the contract terms and historical experience.

*Practical Expedients*

We account for shipping and handling activities that occur after the customer has obtained control of a good as fulfillment activities rather than a promised service. Accordingly, we accrue all fulfillment costs related to the shipping and handling of goods at the time of shipment. Additionally, we exclude the amount of certain taxes collected concurrent with revenue-producing activities from revenue.

We disaggregate revenue by geography, which we believe provides a meaningful depiction of the nature of our revenue (see Note 12, "Segment Information").

**Ingram Micro Holding Corporation has requested confidential treatment of this registration statement and associated correspondence pursuant to Rule 83 of the Securities and Exchange Commission.**

**INGRAM MICRO HOLDING CORPORATION  
NOTES TO CONSOLIDATED FINANCIAL STATEMENTS  
(Amounts in thousands, except share, unit and per share data)**

***Vendor Programs***

Funds received from vendors for price protection, product rebates, promotions and marketing, infrastructure reimbursement and meet-competition programs are recorded as adjustments to product costs, revenue, or selling, general and administrative (“SG&A”) expenses, according to the nature of the program. Some of these programs may extend over multiple reporting periods. We accrue rebates or other vendor incentives as earned based on sales of qualifying products or as services are provided in accordance with the terms of the related program.

We sell products purchased from many vendors, but generated approximately 15%, 12%, 15% and 16% of our consolidated net sales in the Predecessor Period from January 3, 2021 to July 2, 2021 and the Successor Periods from July 3, 2021 to January 1, 2022, the Fiscal Year Ended 2022 and the Fiscal Year Ended 2023, respectively, from products purchased from Apple Inc. Additionally, we generated approximately 11%, 10%, 10% and 10% of our consolidated net sales in Predecessor Period from January 3, 2021 to July 2, 2021 and the Successor Periods from July 3, 2021 to January 1, 2022, the Fiscal Year Ended 2022 and the Fiscal Year Ended 2023, respectively, from products purchased from HP Inc. We also generated approximately 11% of our consolidated net sales during the Fiscal Year Ended 2023 (Successor) from products purchased from Cisco. There were no other vendors whose products represented 10% or more of our net sales for the aforementioned periods.

***Warranties***

Our suppliers generally warrant the products distributed by us and allow returns of defective products, including those that have been returned to us by our customers. We generally do not independently warrant the products we distribute; however, local laws might impose warranty obligations upon distributors (such as in the case of supplier liquidation). We are obligated to provide warranty protection for sales of certain IT products within the European Union (“EU”) for up to two years as required under the EU directive where vendors have not affirmatively agreed to provide pass-through protection. In addition, we warrant the services we provide, products that we build-to-order from components purchased from other sources, and our own branded products. Provision for estimated warranty costs is recorded at the time of sale and periodically adjusted to reflect actual experience. Warranty expense and the related obligations are not material to our consolidated financial statements.

***Foreign Currency Translation and Remeasurement***

Financial statements of our foreign subsidiaries, for which the functional currency is the local currency, are translated into U.S. dollars using the exchange rate at each balance sheet date for assets and liabilities and an average exchange rate for each period for statement of income items. Translation adjustments are recorded in accumulated other comprehensive loss, a component of stockholders’ equity. The functional currency of certain operations within our EMEA, Asia-Pacific, and Latin America regions is the U.S. dollar; accordingly, the monetary assets and liabilities of these subsidiaries are remeasured into U.S. dollars at the exchange rate in effect at the balance sheet date. Revenues, expenses, gains or losses are remeasured at the average exchange rate for the period. The remeasurement gains and losses of these operations as well as gains and losses from foreign currency transactions are included in the Consolidated Statements of Income.

***Cash and Cash Equivalents***

We consider all highly liquid investments with original maturities of three months or less from the date of purchase to be cash equivalents. We had \$10,349 and \$11,971 of cash equivalents as of December 31, 2022 and December 30, 2023, respectively.

**Ingram Micro Holding Corporation has requested confidential treatment of this registration statement and associated correspondence pursuant to Rule 83 of the Securities and Exchange Commission.**

**INGRAM MICRO HOLDING CORPORATION  
NOTES TO CONSOLIDATED FINANCIAL STATEMENTS  
(Amounts in thousands, except share, unit and per share data)**

Book overdrafts of \$443,687 and \$409,420 as of December 31, 2022 and December 30, 2023, respectively, represent checks issued on disbursement bank accounts but not yet paid by such banks. These amounts are classified as accounts payable in our Consolidated Balance Sheets. We typically fund these overdrafts through normal collections of funds or transfers from other bank balances at other financial institutions. Under the terms of our facilities with the banks, the respective financial institutions are not legally obligated to honor the book overdraft balances as of December 31, 2022 and December 30, 2023, nor any balance on any given date.

***Trade Accounts Receivable***

We maintain an allowance for doubtful accounts receivable for expected losses in accordance with Accounting Standards Codification (“ASC”) 326, Financial Instruments — Credit Losses. In estimating the required allowance, we take into consideration the overall quality and aging of the receivable portfolio, the large number of customers and their dispersion across wide geographic areas, the existence of credit insurance where applicable, specifically identified customer risks, historical write-off experience and the current economic environment, reasonable and supportable forecasts of future economic conditions, and other factors that may affect our ability to collect from customers.

***Factoring Programs***

We have several uncommitted factoring programs under which trade accounts receivable of several customers may be sold, without recourse, to financial institutions. Available capacity under these programs is dependent on the level of our trade accounts receivable eligible to be sold into these programs and the financial institutions’ willingness to purchase such receivables. The receivables under these factoring programs are sold at face value and are excluded from our Consolidated Balance Sheets. We account for these transactions as sales of receivables because control of the underlying asset is transferred and subsequent to the date of transfer, we typically do not have any continuing involvement in the transferred asset, except as discussed below.

For certain of our factoring programs in EMEA, there is a deferred purchase price (“DPP”) which is paid to us at a later time once the customer pays the factored invoices. Subsequent to the sale, the DPP represents a beneficial interest in the transferred trade accounts receivable and is disclosed as a non-cash investing activity in our Consolidated Statements of Cash Flows. Accordingly, cash proceeds from the payments of DPPs are presented as investing activities in our Consolidated Statements of Cash Flows. At December 31, 2022 and December 30, 2023, there were \$39,637 and \$48,532, respectively, of DPP within other current assets on our Consolidated Balance Sheets. In arrangements where we collect the customer payments on behalf of the factor, the net cash flows related to these collections are reported as financing activities in the Consolidated Statements of Cash Flows. At December 31, 2022 and December 30, 2023, we recorded unremitted cash within accrued expenses and other of \$33,772 and \$16,066, respectively.

We also had two factoring programs in EMEA that did not meet the criteria for derecognition and sale accounting under ASC 860 and therefore were accounted for as debt. In the fourth quarter of 2023, both of these agreements were amended and receivables sold under these programs are now excluded from our Consolidated Balance Sheets on a prospective basis. At December 31, 2022 and December 30, 2023, we had \$57,256 and \$15,339, respectively, recorded within short-term debt and current maturities of long-term debt on our Consolidated Balance Sheets.

At December 31, 2022 and December 30, 2023 we had a total of \$698,903 and \$738,714, respectively, of trade accounts receivable sold to and held by financial institutions under these programs. Factoring fees of \$2,242, \$2,541, \$16,075 and \$27,292 were incurred in the Predecessor Period from January 3, 2021 to July 2,

**Ingram Micro Holding Corporation has requested confidential treatment of this registration statement and associated correspondence pursuant to Rule 83 of the Securities and Exchange Commission.**

**INGRAM MICRO HOLDING CORPORATION  
NOTES TO CONSOLIDATED FINANCIAL STATEMENTS  
(Amounts in thousands, except share, unit and per share data)**

2021 and the Successor Periods from July 3, 2021 to January 1, 2022, the Fiscal Year Ended 2022 and the Fiscal Year Ended 2023, respectively, related to the sale of trade accounts receivable under the facilities and are included in “other (income) expense” in the other (income) expense section of our Consolidated Statements of Income.

***Supplier Finance Programs***

As part of our ongoing efforts to manage our working capital, we have worked with our vendors to optimize our terms and conditions, which include the terms of payment to the vendor. We are party to agreements, initiated either by the vendor or us, which allow vendors, at their discretion, to determine invoices that they want to sell to participating financial institutions. We are not a party to the agreements between the participating financial institutions and the vendors in connection with these programs, and the financial institutions do not provide us with incentives such as rebates. There are no assets pledged under these agreements and no interest is charged by the financial institutions as balances are typically paid when they are due. Certain agreements may require a parent guarantee, although parent guarantees are also required in certain vendor agreements that do not involve financial institutions. The payment terms under these arrangements typically range from 30 to 90 days. Certain programs provide for extended payment terms, which are within standard industry practice and consistent with the range of payment terms we negotiate with our vendors, regardless of whether they have an agreement with a financial institution. At December 31, 2022 and December 30, 2023, the outstanding payment obligations under these arrangements included in accounts payable in the Consolidated Balance Sheets were \$2,645,907 and \$2,373,913 respectively.

In situations where amounts are not paid within the specified payment terms and interest is incurred, we reclassify the amount from accounts payable to debt. The outstanding payment obligations under these programs included in short-term debt and current maturities of long-term debt in the Consolidated Balance Sheets were \$15,345 and \$0 at December 31, 2022 and December 30, 2023, respectively.

***Inventory***

Our inventory consists of finished goods purchased from various vendors for resale. We value our inventory at the lower of its cost or net realizable value, cost being determined on a moving average cost basis, which approximates the first-in, first out method. We write down our inventory for estimated excess or obsolescence equal to the difference between the cost of inventory and the net realizable value based upon an aging analysis of the inventory on hand, specifically known inventory-related risks (such as technological obsolescence and the nature of vendor terms surrounding price protection and product returns), foreign currency fluctuations for foreign-sourced products, and assumptions about future demand. Market conditions or changes in terms and conditions by our vendors that are less favorable than those projected by management may require additional inventory write-downs, which could have an adverse effect on our consolidated financial results. Inventory is determined from the price we pay vendors, including freight and duties; we do not include labor, overhead, or other general or administrative costs in our inventory.

***Property and Equipment***

Property and equipment are recorded at cost and depreciated using the straight-line method over the estimated useful lives noted below. We also capitalize computer software costs that meet both the definition of internal-use software and defined criteria for capitalization. Leasehold improvements are amortized over the shorter of the lease term or the estimated useful life.

Ingram Micro Holding Corporation has requested confidential treatment of this registration statement and associated correspondence pursuant to Rule 83 of the Securities and Exchange Commission.

**INGRAM MICRO HOLDING CORPORATION**  
**NOTES TO CONSOLIDATED FINANCIAL STATEMENTS**  
**(Amounts in thousands, except share, unit and per share data)**

Depreciable lives of property and equipment are as follows:

Buildings	30-40 years
Leasehold improvements	Shorter of the lease term or 3-17 years
Distribution equipment	5-10 years
Computer equipment and software	4-10 years

Maintenance, repairs, and minor renewals are charged to expense as incurred. Additions, major renewals, and betterments to property and equipment are capitalized.

***Operating Leases***

Our leased physical properties are operating leases and we recognize rent expense on a straight-line basis. We recognize right-of-use asset and lease liability within our Consolidated Balance Sheets for operating leases with terms greater than twelve months. The initial measurement of the lease liability is measured at the present value of lease payments not yet paid discounted using our incremental borrowing rate at the lease commencement date. Leases with an initial term of twelve months or less are not recorded on our Consolidated Balance Sheets, and we do not separate nonlease components from lease components. Upon adoption of ASC 842 we did not apply hindsight in the determination of the lease term and assessing impairment of right-of-use assets for existing leases.

***Long-Lived and Intangible Assets***

We assess potential impairments to our long-lived and intangible assets when events or changes in circumstances indicate that the carrying amount may not be fully recoverable. If required, an impairment loss is recognized to the extent the carrying value exceeds the fair value of the assets. As a result of the Imola Mergers, our long-lived and intangible assets were revalued as of the acquisition date (see Note 3, "Purchase Price Allocation"). The gross carrying amounts of finite-lived identifiable intangible assets of \$1,094,702 and \$1,106,751 at December 31, 2022 and December 30, 2023, respectively, are amortized over their remaining estimated lives ranging up to 13 years with the predominant amounts having lives of 10 to 13 years. The net carrying amount was \$957,471 and \$880,433 at December 31, 2022 and December 30, 2023, respectively. Amortization expense was \$31,799, \$50,462, \$91,039 and \$87,003 for the Predecessor Period from January 3, 2021 to July 2, 2021 and the Successor Periods from July 3, 2021 to January 1, 2022, the Fiscal Year Ended 2022 and the Fiscal Year Ended 2023, respectively.

Intangible assets consist of the following:

	December 31, 2022 (Successor)	December 30, 2023 (Successor)
Customer and vendor relationships	\$ 518,234	\$ 474,080
Tradename and trademarks	382,362	358,228
Software and developed technology	56,875	48,125
Total Intangible assets, net	<u>\$ 957,471</u>	<u>\$ 880,433</u>

Ingram Micro Holding Corporation has requested confidential treatment of this registration statement and associated correspondence pursuant to Rule 83 of the Securities and Exchange Commission.

**INGRAM MICRO HOLDING CORPORATION**  
**NOTES TO CONSOLIDATED FINANCIAL STATEMENTS**  
**(Amounts in thousands, except share, unit and per share data)**

Future minimum amortization expense of finite-lived identifiable intangible assets that we expect to recognize over the next five years and thereafter are as follows:

2024	\$ 94,953
2025	86,819
2026	86,737
2027	86,729
2028	86,729
Thereafter	438,466
	<u>\$ 880,433</u>

There were no material impairments to our long-lived and intangible assets in any of the periods presented herein.

***Goodwill***

Goodwill represents the excess of the purchase price over the fair value of the identifiable net assets acquired in an acquisition and is reviewed annually for potential impairment, or when circumstances warrant.

As a result of applying the acquisition method of accounting in connection with the Imola Mergers, historical goodwill was eliminated. Goodwill at December 30, 2023 primarily represents the excess of the consideration paid over the fair value of net assets acquired in connection with the Imola Mergers (see Note 3, "Purchase Price Allocation").

Goodwill is required to be tested for impairment at least annually or sooner whenever events or changes in circumstances indicate that goodwill may be impaired. Goodwill impairment tests require judgment, including the identification of reporting units, assignment of assets and liabilities to reporting units, assignment of goodwill to reporting units, and determination of the fair value of each reporting unit. We perform our annual goodwill impairment assessment during our fiscal fourth quarter as of the date of our November month end. We have the option of first assessing qualitative factors to determine whether it is more likely than not that the fair value of a reporting unit is less than its carrying value. Such review includes an evaluation of whether events and circumstances have occurred that may indicate a potential change in recoverability of goodwill, including the impacts of a deterioration in general economic conditions, an increased competitive environment, a change in management, key personnel, strategy, vendors, or customers, negative or declining cash flows, or a decline in actual or planned revenue or earnings compared with actual and projected results of relevant prior periods.

If, based on a review of qualitative factors, it is more likely than not that the fair value of a reporting unit is less than its carrying value, we perform a quantitative analysis by comparing the fair value of a reporting unit with its carrying amount. If the carrying value exceeds the fair value, we measure the amount of impairment loss, if any, by comparing the fair value of the reporting unit goodwill to its carrying amount.

We performed a qualitative analysis in the Predecessor Period from January 3, 2021 to July 2, 2021 and in the Successor Period from July 3, 2021 to January 1, 2022, utilizing several qualitative factors to assess for any potential impairment indicators. Such review indicated that we had no impairment indicators present as it was more likely than not that the fair value of the reporting units was greater than their carrying value. In the Fiscal Year Ended 2022 (Successor), and in the Fiscal Year Ended 2023 (Successor) for our North America and EMEA regions, we performed a quantitative analysis of goodwill. In determining the fair value of our reporting units, we

Ingram Micro Holding Corporation has requested confidential treatment of this registration statement and associated correspondence pursuant to Rule 83 of the Securities and Exchange Commission.

**INGRAM MICRO HOLDING CORPORATION**  
**NOTES TO CONSOLIDATED FINANCIAL STATEMENTS**  
(Amounts in thousands, except share, unit and per share data)

assessed general economic conditions, industry and market considerations, the impact of recent events to financial performance, and other relevant events. Based on the valuations prepared, it was determined that the estimated fair values of our reporting units were greater than their carrying values and no impairment of goodwill was identified in either period. In the Fiscal Year Ended 2023 (Successor), we performed a qualitative analysis of goodwill for our Asia-Pacific and Latin America regions. No goodwill impairment was recorded during any of the periods presented herein based on the result of the procedures performed.

The changes in the carrying amount of goodwill are as follows:

	<u>North America</u>	<u>EMEA</u>	<u>Asia-Pacific</u>	<u>Latin America</u>	<u>Total</u>
Balance at January 1, 2022 (Successor)	\$ 421,743	\$242,356	\$ 155,169	\$ 45,589	\$864,857
Acquisitions	4,624	—	—	—	4,624
Adjustments /reclassifications /foreign currency exchange	<u>(2,567)</u>	<u>(11,996)</u>	<u>(7,917)</u>	<u>(2,265)</u>	<u>(24,745)</u>
Balance at December 31, 2022 (Successor)	\$ 423,800	\$230,360	\$ 147,252	\$ 43,324	\$844,736
Adjustments /reclassifications /foreign currency exchange	<u>\$ 1,365</u>	<u>\$ 4,389</u>	<u>\$ (1,538)</u>	<u>\$ 2,828</u>	<u>\$ 7,044</u>
Balance at December 30, 2023 (Successor)	<u>\$ 425,165</u>	<u>\$234,749</u>	<u>\$ 145,714</u>	<u>\$ 46,152</u>	<u>\$851,780</u>

***Earn-outs and Holdbacks***

We may be required to make earn-out payments upon the achievement of certain predefined targets attributable to acquisitions completed in recent years. At the acquisition date, the value of any earn-out is estimated using various valuation methodologies which include projections of future earnings as defined in each acquisition purchase agreement. Such projections are then discounted to reflect the risk in achieving the projected earnings, as well as the passage of time and time value of money. The fair value measurement of the earn-out is based primarily on significant inputs not observable in an active market and thus represents a Level 3 measurement as defined under U.S. GAAP. Changes in the fair value of the earn-out primarily reflect adjustments to the timing and amount of payments as well as the related accretion driven by the time value of money. These adjustments are recorded within SG&A expenses within the Consolidated Statements of Income, as applicable. The fair value of earn-out contingent consideration is presented within accrued expenses and other in our Consolidated Balance Sheets. For amounts currently recorded on the Consolidated Balance Sheets, see Note 14, "Fair Value Measurements".

In connection with the acquisition by Platinum, part of the consideration for the share capital of Ingram Micro included additional payments, not to exceed \$325,000 in the aggregate, on the achievement by Ingram Micro and its subsidiaries of certain adjusted EBITDA targets for fiscal years 2021, 2022, and 2023. Based upon adjusted EBITDA achieved following the Imola Mergers through January 1, 2022, this contingent consideration of \$325,000 was fully earned in its entirety and was paid to HNA Tech on April 11, 2022.

In addition to earn-outs, we may be required to make additional payments associated with holdbacks in accordance with the applicable acquisition purchase agreement. Holdbacks are accrued for at the time of acquisition and cash outflows are recorded as additional purchase price at the time of payment.

**Ingram Micro Holding Corporation has requested confidential treatment of this registration statement and associated correspondence pursuant to Rule 83 of the Securities and Exchange Commission.**

**INGRAM MICRO HOLDING CORPORATION  
NOTES TO CONSOLIDATED FINANCIAL STATEMENTS  
(Amounts in thousands, except share, unit and per share data)**

***Concentration of Credit Risk***

Financial instruments that potentially subject us to significant concentrations of credit risk consist principally of cash and cash equivalents, trade accounts receivable from customers and vendors, borrowings, and derivative financial instruments. Our cash and cash equivalents are deposited and/or invested with various financial institutions globally that are monitored by us regularly for credit quality. We are exposed to credit risk in the event of default by financial institutions to the extent that cash balances with financial institutions are in excess of amounts that are insured. We have not experienced any material credit losses on such deposits for the periods presented. Our trade accounts receivable reflect a large number of customers dispersed across wide geographic areas, none of which has accounted for 10% or more of our consolidated net sales in any of the periods presented herein and no customer accounts receivable balance was greater than 10% of our total trade accounts receivable at December 31, 2022 or December 30, 2023. We perform ongoing credit evaluations of our customers' financial conditions, obtain credit insurance in many locations, and require collateral in certain circumstances. We maintain an allowance for estimated credit losses.

***Derivative Financial Instruments***

We operate in various locations around the world. We reduce our exposure to fluctuations in foreign exchange rates by creating offsetting positions through the use of derivative financial instruments in situations where there are significant exposures and there are not offsetting balances that create a natural hedge. The market risk related to the foreign exchange agreements is offset by changes in the valuation of the underlying items being hedged. In accordance with our policy, we do not use derivative financial instruments for trading or speculative purposes, nor are we a party to leveraged derivatives.

Foreign exchange risk is managed primarily by using forward contracts and spot transactions to hedge foreign currency-denominated receivables, payables, and intercompany loans and expenses. Interest rate swaps and forward contracts may be used to hedge foreign currency-denominated principal and interest payments related to intercompany loans.

All derivatives are recorded in our Consolidated Balance Sheets at fair value. The estimated fair value of derivative financial instruments represents the amount required to enter into similar offsetting contracts with similar remaining maturities based on market-derived prices. Changes in the fair value of derivatives not designated as hedging instruments are recorded in current earnings. Changes in the fair value of derivatives designated as hedging instruments are reflected in accumulated other comprehensive loss in our Consolidated Balance Sheets.

The notional amount of forward exchange contracts is the amount of foreign currency bought or sold at maturity. The notional amount of interest rate swaps is the underlying principal amount used in determining the interest payments exchanged over the life of the swap. Notional amounts are indicative of the extent of our involvement in the various types and uses of derivative financial instruments but are not a measure of our exposure to credit or market risks through our use of derivatives.

Credit exposure for derivative financial instruments is limited to the amounts, if any, by which the counterparties' obligations under the contracts exceed our obligations to the counterparties. We manage the potential risk of credit losses through careful evaluation of counterparty credit standing, selection of counterparties from a limited group of financial institutions, and other contract provisions.



Ingram Micro Holding Corporation has requested confidential treatment of this registration statement and associated correspondence pursuant to Rule 83 of the Securities and Exchange Commission.

**INGRAM MICRO HOLDING CORPORATION**  
**NOTES TO CONSOLIDATED FINANCIAL STATEMENTS**  
(Amounts in thousands, except share, unit and per share data)

**Comprehensive Income**

Comprehensive income consists primarily of our net income and foreign currency translation adjustments, net of tax.

**Earnings Per Share**

Basic and diluted earnings per share is presented in conformity with the two-class method required for multiple classes of common stock. We report a dual presentation of Basic Earnings Per Share (“Basic EPS”) and Diluted Earnings Per Share (“Diluted EPS”). Basic EPS excludes dilution and is computed by dividing net income by the weighted average number of common shares outstanding during the reported period. Diluted EPS is computed the same as Basic EPS as we do not have any participating securities for any of the periods presented.

The computation of Basic and Diluted EPS is as follows:

	Predecessor	Successor		Successor		Successor	
	Period from	Period from		Fiscal Year Ended		Fiscal Year Ended	
	January 3, 2021	July 3, 2021					
	to July 2, 2021	to January 1, 2022		2022		2023	
	Common Stock	Class A	Class B	Class A	Class B	Class A	Class B
Net income	\$ 378,475	\$ 96,394	\$ 340	\$ 2,376,652	\$ 17,837	\$ 357,367	\$ 2,682
Weighted average shares	100	26,380	93	26,382	198	26,382	198
Basic EPS	\$ 3,784,750	\$ 3,654	\$ 3,654	\$ 90,086	\$ 90,086	\$ 13,546	\$ 13,546
Diluted EPS	\$ 3,784,750	\$ 3,654	\$ 3,654	\$ 90,086	\$ 90,086	\$ 13,546	\$ 13,546

**Income Taxes**

We estimate income taxes in each of the taxing jurisdictions in which we operate. This process involves estimating our actual current tax expense together with assessing the future tax impact of any differences resulting from the different treatment of certain items, such as the timing for recognizing revenues and expenses for tax versus financial reporting purposes. These differences may result in deferred tax assets and liabilities, which are included in our Consolidated Balance Sheets. We are required to assess the likelihood that our deferred tax assets, which include net operating loss carryforwards, tax credits and temporary differences that are expected to be deductible in future years, will be recoverable from future taxable income. In making that assessment, we consider the nature of the deferred tax assets and related statutory limits on utilization, recent operating results, future market growth, forecasted earnings, future taxable income, the mix of earnings in the jurisdictions in which we operate and prudent and feasible tax planning strategies. If, based upon available evidence, recovery of the full amount of the deferred tax assets is not likely; we provide a valuation allowance on any amount not likely to be realized.

Our effective tax rate includes the impact of not providing taxes on undistributed foreign earnings considered indefinitely reinvested. Material changes in our estimates of cash, working capital and long-term investment requirements in the various jurisdictions in which we do business could impact our effective tax rate if we no longer consider our foreign earnings to be indefinitely reinvested.

**Ingram Micro Holding Corporation has requested confidential treatment of this registration statement and associated correspondence pursuant to Rule 83 of the Securities and Exchange Commission.**

**INGRAM MICRO HOLDING CORPORATION  
NOTES TO CONSOLIDATED FINANCIAL STATEMENTS  
(Amounts in thousands, except share, unit and per share data)**

The provision for tax liabilities and recognition of tax benefits involves evaluations and judgments of uncertainties in the interpretation of complex tax regulations by various taxing authorities. In situations involving uncertain tax positions related to income tax matters, we do not recognize benefits unless their sustainability is deemed more likely than not. As additional information becomes available, or these uncertainties are resolved with the taxing authorities, revisions to these liabilities or benefits may be required, resulting in additional provision for or benefit from income taxes reflected in our Consolidated Statements of Income.

***Accounting for Cash-Based Compensation***

Since 2016, we have issued cash awards to certain employees, which include both time-vested and performance-vested awards. The time-vested cash awards vest over a time period of three years, and the performance-vested cash awards vest upon the achievement of certain performance targets measured after a time period of three years. The performance condition for the cash awards for grants to management is based on earnings growth. Cumulative compensation expense for cash awards is recognized as a liability. Each cash award has a fixed fair value of \$1.00. We recognize these compensation costs, net of an estimated forfeiture rate, over the requisite service period of the award, which is the vesting term of the outstanding cash award. We estimate the forfeiture rate based on our historical experience.

***Participation Plan for Certain Key Employees***

In July 2021, we adopted the 2021 Participation Plan (the “Plan”) to provide incentive compensation to certain key management. Under the Plan, participants are granted units, the value of which are related to our financial performance. Half of the units vest over a period of time specified in the applicable award agreement, typically in annual tranches over five years. Once vested, certain qualifying events are required for any payment related to these units, with accelerated vesting in the event of certain change in control or public offering events, in each case subject to the participant’s continued employment through the applicable vesting date. The other half are payable to participants only upon the occurrence of certain qualifying events. Any payment to a participant under the time-based or performance-based units is conditioned on our reaching a minimum valuation at the time of a qualifying event or through a series of qualifying events. A qualifying event may be either a sale of some or all of our capital stock or a sale of all or substantially all of our assets. For the Successor period from July 3, 2021 to January 1, 2022, we issued 216,874,665 performance units with an initial grant date value of \$1.00 to key management of which none are vested. As of December 30, 2023 there were 194,599,609 performance units outstanding. As of December 30, 2023, no qualifying events have occurred or are probable of occurring, no awards under the Plan have vested (i.e., upon reaching a minimum qualifying event value), and no liability or compensation expense has been recognized by us. Further, no amounts have been paid under the Plan.

***Sale Leaseback of German Warehouse***

In the second quarter of 2022, we sold one of our warehouses in Germany and leased it back from the buyer for an initial lease term of ten years. The net proceeds of the sale-leaseback transaction were \$43,691 and it resulted in a gain of \$7,050 which is included within SG&A expenses on the Consolidated Statements of Income for the Fiscal Year Ended 2022 (Successor).

***Revision of Previously Issued Consolidated Financial Statements***

In connection with our year-end reporting procedures, we identified errors related to the balance sheet presentation of our multi-period software license agreements, for which the unbilled amounts were incorrectly presented on a gross basis within accounts receivable, other current assets, other assets, accounts payable,

Ingram Micro Holding Corporation has requested confidential treatment of this registration statement and associated correspondence pursuant to Rule 83 of the Securities and Exchange Commission.

**INGRAM MICRO HOLDING CORPORATION**  
**NOTES TO CONSOLIDATED FINANCIAL STATEMENTS**  
(Amounts in thousands, except share, unit and per share data)

accrued expenses and other, and other liabilities. These unbilled amounts should have been presented on a net basis as we serve as an agent in these transactions and do not have a present right to payment until we have the contractual right to bill and the vendor satisfies its performance obligations under the arrangement.

Management evaluated the impact of the errors on previously issued consolidated financial statements and concluded all impacted financial statements were not materially misstated. However, in order to present the Consolidated Balance Sheet as of December 31, 2022 (Successor) and Consolidated Statement of Cash Flows for the Fiscal Year Ended 2022 (Successor) correctly and consistent with the consolidated financial statements for the Fiscal Year Ended 2023, we have determined to revise these financial statements as follows:

	December 31, 2022 (Successor)		
	As Reported	Adjustments	As Revised
<b>Consolidated Balance Sheet:</b>			
Trade accounts receivable	\$ 8,892,419	\$ (109,431)	\$ 8,782,988
Other current assets	\$ 830,357	\$ (116,726)	\$ 713,631
<b>Total current assets</b>	<b>\$ 16,400,842</b>	<b>\$ (226,157)</b>	<b>\$ 16,174,685</b>
Other assets	\$ 401,323	\$ (12,338)	\$ 388,985
<b>Total assets</b>	<b>\$ 19,326,470</b>	<b>\$ (238,495)</b>	<b>\$ 19,087,975</b>
Accounts payable	\$ 9,958,081	\$ (111,364)	\$ 9,846,717
Accrued expenses and other	\$ 1,284,773	\$ (112,340)	\$ 1,172,433
<b>Total current liabilities</b>	<b>\$ 11,531,439</b>	<b>\$ (223,704)</b>	<b>\$ 11,307,735</b>
Other liabilities	\$ 240,265	\$ (14,791)	\$ 225,474
<b>Total liabilities</b>	<b>\$ 16,268,402</b>	<b>\$ (238,495)</b>	<b>\$ 16,029,907</b>
<b>Total liabilities and stockholders' equity</b>	<b>\$ 19,326,470</b>	<b>\$ (238,495)</b>	<b>\$ 19,087,975</b>

	Fiscal Year Ended 2022 (Successor)		
	As Reported	Adjustments	As Revised
<b>Consolidated Statement of Cash Flow</b>			
<b>Cash Flow from Operating Activities:</b>			
Changes in operating assets and liabilities, net of effects of acquisitions:			
Trade accounts receivable	\$ (700,007)	\$ 109,431	\$(590,576)
Other assets	\$ (159,386)	\$ 129,064	\$ (30,322)
Accounts payable	\$ 461,108	\$ (111,364)	\$ 349,744
Accrued expenses and other	\$ (39,908)	\$ (127,131)	\$(167,039)
<b>Cash used in operating activities</b>	<b>\$ (361,109)</b>	<b>\$ —</b>	<b>\$(361,109)</b>

**Reclassifications**

Restructuring costs in the prior period have been reclassified from SG&A expenses to restructuring costs to conform with the current period presentation.

**Recently Adopted Accounting Standards**

In October 2021, the Financial Accounting Standards Board ("FASB") issued Accounting Standards Update ("ASU")2021-08, "Business Combinations (Topic 805): Accounting for Contract Assets and Contract Liabilities

**Ingram Micro Holding Corporation has requested confidential treatment of this registration statement and associated correspondence pursuant to Rule 83 of the Securities and Exchange Commission.**

**INGRAM MICRO HOLDING CORPORATION  
NOTES TO CONSOLIDATED FINANCIAL STATEMENTS  
(Amounts in thousands, except share, unit and per share data)**

from Contracts with Customers”, which requires an acquirer to recognize and measure contract assets and liabilities assumed in a business combination in accordance with Revenue from Contracts with Customers (Topic 606) rather than adjust them to fair value at the acquisition date. The amendments also allow for election of certain practical expedients, which are applied on an acquisition-by-acquisition basis. The adoption of this guidance during the first quarter of 2023 did not have a material impact on our consolidated financial statements.

In September 2022, the FASB issued ASU2022-04, “Liabilities: Supplier Finance Programs (Subtopic 405-50)” to enhance the transparency of supplier finance programs used by an entity in connection with the purchase of goods and services. The standard requires entities that use supplier finance programs to disclose the key terms, including a description of payment terms, the confirmed amount outstanding under the program at the end of each reporting period, a description of where those obligations are presented on the balance sheet and an annual rollforward, including the amount of obligations confirmed and the amount paid during the period. The guidance does not affect the recognition, measurement, or financial statement presentation of obligations covered by supplier finance programs. We adopted the guidance under this amendment in the first quarter of 2023, except for the requirement on rollforward information, which is effective for fiscal years beginning after December 15, 2023. See section “Supplier Finance Programs” within Note 2, “Significant Accounting Policies” for further discussion of these programs.

In March 2020, the FASB issued ASU2020-04, “Reference Rate Reform (Topic 848): Facilitation of the Effects of Reference Rate Reform on Financial Reporting”. In December 2022, the FASB issued ASU 2022-05 to extend the adoption date to December 31, 2024. This guidance can be applied at our discretion when or if it becomes applicable until the amended adoption date December 31, 2024. In the second quarter of 2023, the ABL Credit Facility and Term Loan Credit Facility were amended to replace LIBOR with the Secured Overnight Financing Rate (“SOFR”) as its benchmark rate. The adoption of this guidance did not have a material impact on our consolidated financial statements.

***New Accounting Standards***

In November 2023, the FASB issued ASU2023-07, “Segment Reporting (Topic 280) Improvements to Reportable Segment Disclosures”, which requires public entities to disclose information about their reportable segments’ significant expenses on an interim and annual basis. This update is effective for annual periods beginning after December 15, 2023, and interim periods within fiscal years beginning after December 15, 2024, and requires retrospective application to all prior periods presented in the financial statements. We are currently evaluating the adoption impact of this ASU will have on our segment reporting disclosures in the notes to our consolidated financial statements.

In December 2023, the FASB issued ASU2023-09, “Income Taxes (Topic 740) Improvements to Income Tax Disclosures”, which requires public entities to disclose specific categories in the rate reconciliation and provide additional information for reconciling items that meet a quantitative threshold on an annual basis in order to enhance the transparency and decision usefulness of income tax disclosures. This update is effective for annual periods beginning after December 15, 2024, with early adoption permitted. We are currently evaluating the adoption impact of this ASU will have on our income tax disclosures in the notes to our consolidated financial statements.

Ingram Micro Holding Corporation has requested confidential treatment of this registration statement and associated correspondence pursuant to Rule 83 of the Securities and Exchange Commission.

**INGRAM MICRO HOLDING CORPORATION**  
**NOTES TO CONSOLIDATED FINANCIAL STATEMENTS**  
**(Amounts in thousands, except share, unit and per share data)**

**Note 3 — Purchase Price Allocation**

The final purchase price of the Imola Mergers discussed above in Note 1, “Organization and Basis of Presentation”, was calculated as follows:

<b>Calculation of merger consideration:</b>	<b>(in thousands)</b>
Cash consideration for the share capital of Ingram Micro	\$ 8,044,012
Fair value of contingent consideration <sup>(1)</sup>	<u>250,000</u>
Total merger consideration	<u>\$ 8,294,012</u>

- (1) The remaining contingent consideration of \$75,000 relating to the earn-out was earned and accrued in the fourth quarter of 2021 and was recognized within SG&A expenses in the Consolidated Statements of Income. The resulting total contingent consideration of \$325,000 was paid in April 2022.

***Allocation of Purchase Price***

The acquisition was financed through borrowings under a new Term Loan Facility of \$2,000,000 (the “Term Loan Credit Facility”), \$2,000,000 in proceeds from the issuance of our Senior Secured Notes due May 2029 (the “2029 Notes”), borrowings under a new ABL Credit Facility consisting of an ABL revolving credit facility of \$3,500,000 (the “ABL Revolving Credit Facility”), of which \$1,270,000 was drawn on the Acquisition Closing Date, and a senior secured asset-based term loan facility of \$500,000 (the “ABL Term Loan Facility”), see Note 7, “Debt”, and an equity contribution of \$2,638,000 by Platinum. The total purchase price was allocated to the assets acquired and liabilities assumed based on their fair values at the acquisition date. In valuing acquired assets and assumed liabilities, fair values are based on, but are not limited to, quoted market prices, expected future cash flows, current replacement costs, market rate assumptions and appropriate discount and growth rates.

The acquisition resulted in a new basis of accounting for Ingram Micro as on the Acquisition Closing Date we applied the acquisition method of accounting based upon the guidance in ASC 805, Business Combinations. In accordance with ASC 805, all of our identifiable assets and liabilities were measured at and adjusted to their estimated fair values as of the Acquisition Closing Date. The difference between the fair value of net assets acquired, including the value of intangible assets acquired, and the consideration was recorded as goodwill.

Ingram Micro Holding Corporation has requested confidential treatment of this registration statement and associated correspondence pursuant to Rule 83 of the Securities and Exchange Commission.

**INGRAM MICRO HOLDING CORPORATION**  
**NOTES TO CONSOLIDATED FINANCIAL STATEMENTS**  
**(Amounts in thousands, except share, unit and per share data)**

The final purchase price allocation is as follows:

	(in thousands)
Cash and cash equivalents	\$ 1,904,711
Trade accounts receivable	7,484,011
Inventory	4,841,664
Other current assets	707,085
<b>Total current assets</b>	<b>14,937,471</b>
Property and equipment, net	563,658
Operating lease right-of-use assets	522,709
Intangible assets, net	1,173,129
Other assets	275,587
<b>Total identifiable assets acquired</b>	<b>17,472,554</b>
Accounts payable	8,116,507
Accrued expenses and other	1,033,300
Short-term debt and current maturities of long-term debt	149,234
Short-term operating lease liabilities	142,216
<b>Total current liabilities</b>	<b>9,441,257</b>
Long-term debt, less current maturities	7,687
Long-term operating lease liabilities, net of current portion	369,629
Other liabilities	296,789
<b>Net identifiable assets acquired / liabilities assumed</b>	<b>7,357,192</b>
Goodwill	936,820
<b>Total gross considerations</b>	<b>\$ 8,294,012</b>

We recorded goodwill of \$936,820, which is not deductible for tax purposes.

The fair value of the acquired intangible assets was estimated using the relief-from-royalty method for our trade names and developed technology. Under the relief-from-royalty method, the fair value estimate of the acquired trade name and developed technology was determined based on the present value of the economic royalty savings associated with the ownership or possession of the trade name and developed technology based on an estimated royalty rate applied to the cash flows to be generated by the business. The fair value of the trade name and developed technology acquired as a result of the acquisition was \$550,000.

The fair value of customer relationships acquired in the acquisition was estimated using the excess earnings method. Under the excess earnings method, the value of the intangible asset is equal to the present value of the after-tax cash flows attributable solely to the subject intangible asset. The fair value of customer relationships acquired as a result of the acquisition was \$615,000 (see section “Long-Lived and Intangible Assets” in Note 2 “Significant Accounting Policies”).

***Pro Forma***

Our unaudited pro forma net income had the Imola Mergers occurred on January 2, 2021, the beginning of our fiscal year 2021, would be \$366,111 for the year ended January 1, 2022. There would be no impact to net sales for the year ended January 1, 2022.

Ingram Micro Holding Corporation has requested confidential treatment of this registration statement and associated correspondence pursuant to Rule 83 of the Securities and Exchange Commission.

**INGRAM MICRO HOLDING CORPORATION**  
**NOTES TO CONSOLIDATED FINANCIAL STATEMENTS**  
**(Amounts in thousands, except share, unit and per share data)**

**Note 4 — Acquisitions, Goodwill and Intangible Assets**

***2023 Acquisitions***

There were no material acquisitions during the Fiscal Year Ended 2023 (Successor).

***2022 Acquisitions***

There were no material acquisitions during the Fiscal Year Ended 2022 (Successor).

***2021 Acquisitions***

On January 28, 2021, we completed the acquisition of Canal Digital S.A, a wholesaler of computer and hardware products in Colombia, for a total consideration of \$3,622, net of cash acquired. The goodwill recognized in connection with this acquisition is primarily attributable to the enhancement of our Cloud platforms.

On January 28, 2021, we acquired 51% of the outstanding shares of Colsof, a cloud services provider in Latin America, for a total consideration of \$8,919, net of cash acquired. The goodwill recognized in connection with this acquisition is primarily attributable to assembled workforce and the enhancement of our IT distribution business in Colombia. The identifiable intangible assets have estimated useful lives of five years. We have the option to acquire all of the remaining shares of Colsof at specified times beginning on the third anniversary of the transaction close.

Each of these acquisitions have been included in our consolidated results of operations since their respective acquisition dates. As a result of the Imola Mergers, all goodwill and intangible assets recognized as a result of these acquisitions has been eliminated. None of the goodwill recorded for financial statement purposes for each of these acquisitions was deductible for tax purposes.

Pro forma results of operations have not been presented for these acquisitions because the effects of the business combination for these acquisitions were not material to our consolidated financial statements.

***Earn-outs and Holdbacks***

Earn-out liabilities for the Fiscal Year Ended 2022 (Successor) decreased by \$330,708 to \$4,307, primarily due to the payment of the contingent consideration related to the Imola Mergers of \$325,000. Earn-out liabilities for the Fiscal Year Ended 2023 (Successor) increased by \$84 to \$4,391. Holdback liabilities for the Fiscal Year Ended 2022 (Successor) and the Fiscal Year Ended 2023 (Successor) decreased by \$2,097 to \$1,099 and \$988 to \$111, respectively.

Ingram Micro Holding Corporation has requested confidential treatment of this registration statement and associated correspondence pursuant to Rule 83 of the Securities and Exchange Commission.

**INGRAM MICRO HOLDING CORPORATION**  
**NOTES TO CONSOLIDATED FINANCIAL STATEMENTS**  
(Amounts in thousands, except share, unit and per share data)

**Note 5 — Property and Equipment**

Property and equipment consist of the following:

	December 31, 2022 (Successor)	December 30, 2023 (Successor)
Land	\$ 4,102	\$ 4,251
Buildings and leasehold improvements	70,010	87,088
Distribution equipment	119,553	161,424
Computer equipment and software	268,099	357,630
	461,764	610,393
Accumulated depreciation	(158,384)	(247,596)
Construction-in-progress	46,070	89,816
Property and equipment, net	<u>\$ 349,450</u>	<u>\$ 452,613</u>

Depreciation expense was \$67,743, \$87,022, \$106,072 and \$97,145 for the Predecessor Period from January 3, 2021 to July 2, 2021 and the Successor Periods from July 3, 2021 to January 1, 2022, the Fiscal Year Ended 2022 and the Fiscal Year Ended 2023, respectively.

**Note 6 — Leases**

Our leasing portfolio includes lease arrangements for our warehouses, distribution centers, corporate offices and equipment. We lease substantially all our facilities on varying terms which often include one or more options to renew. We include options to extend in the lease term if they are reasonably certain of being exercised. We do not have residual value guarantees associated with our leases.

The following table includes the components of our rent expense recorded in SG&A expense:

	Predecessor Period from January 3, 2021 to July 2, 2021	Successor Period from July 3, 2021 to January 1, 2022	Successor Fiscal Year Ended 2022	Successor Fiscal Year Ended 2023
Operating lease cost	\$ 78,628	\$ 75,432	\$ 101,263	\$ 108,644
Variable lease cost	31,109	33,123	46,804	42,110
Short-term lease cost	5,639	5,251	7,129	5,640
Total	<u>\$ 115,376</u>	<u>\$ 113,806</u>	<u>\$ 155,196</u>	<u>\$ 156,394</u>

Certain leases contain variable payments, which are expensed as incurred and not included in our operating lease right-of-use assets and operating lease liabilities. These amounts primarily include payments for maintenance, utilities, taxes, and insurance on our office and fulfillment center leases. Operating lease right-of-use assets and operating lease liabilities are recognized based on the present value of future minimum lease payments at lease commencement. Certain adjustments to our operating lease right-of-use assets may be required for items such as initial direct costs paid or incentives received. We calculate the present value of our leases using an estimated incremental borrowing rate, which requires judgment. Our incremental borrowing rate is based upon an estimate of our regional secured borrowing rates. The estimated secured borrowing rates used at the date of adoption for each lease varies in accordance with the term as well as geographical region of the lease.



Ingram Micro Holding Corporation has requested confidential treatment of this registration statement and associated correspondence pursuant to Rule 83 of the Securities and Exchange Commission.

**INGRAM MICRO HOLDING CORPORATION**  
**NOTES TO CONSOLIDATED FINANCIAL STATEMENTS**  
(Amounts in thousands, except share, unit and per share data)

As of December 30, 2023, annual scheduled lease payments were as follows:

2024	\$123,847
2025	107,343
2026	94,273
2027	67,923
2028	46,761
Thereafter	129,488
Total lease payments	569,635
Less: imputed interest	(97,932)
Present value of lease liabilities	<u>\$471,703</u>

The weighted average remaining term for our leases as of December 31, 2022 and December 30, 2023 was 6.7 years and 6.0 years, respectively. The weighted average discount rate for our leases as of December 31, 2022 and December 30, 2023 was 4.9% and 6.1%, respectively.

Supplemental cash flow information related to our leases is as follows:

	<u>Predecessor</u> <u>Period from</u> <u>January 3, 2021 to</u> <u>July 2, 2021</u>	<u>Successor</u> <u>Period from July 3,</u> <u>2021 to January 1,</u> <u>2022</u>	<u>Successor</u> <u>Fiscal Year Ended</u> <u>2022</u>	<u>Successor</u> <u>Fiscal Year Ended</u> <u>2023</u>
Cash paid for amounts included in the measurement of operating lease liabilities	\$ 80,635	\$ 80,981	\$ 108,728	\$ 115,933
Operating lease right-of-use assets obtained in exchange for operating lease liabilities	\$ 14,543	\$ 79,900	\$ 145,854	\$ 154,925

**Note 7 — Debt**

The carrying value of our outstanding debt consists of the following:

	<u>Successor</u> <u>December 31,</u> <u>2022</u>	<u>Successor</u> <u>December 30,</u> <u>2023</u>
Senior secured notes, 4.75% due 2029, net of unamortized deferred financing costs of \$44,268 and \$37,250, respectively	\$ 1,955,732	\$ 1,962,750
Term loan credit facility, net of unamortized discount of \$15,714 and \$11,733, respectively, and unamortized deferred financing costs of \$46,545 and \$35,780, respectively	1,907,741	1,362,487
ABL revolving credit facility	—	30,000
Revolving trade accounts receivable-backed financing programs	327,056	331,920
Lines of credit and other debt	183,825	232,802
	4,374,354	3,919,959
Short-term debt and current maturities of long-term debt	(200,327)	(262,070)
	<u>\$ 4,174,027</u>	<u>\$ 3,657,889</u>

**Ingram Micro Holding Corporation has requested confidential treatment of this registration statement and associated correspondence pursuant to Rule 83 of the Securities and Exchange Commission.**

**INGRAM MICRO HOLDING CORPORATION  
NOTES TO CONSOLIDATED FINANCIAL STATEMENTS  
(Amounts in thousands, except share, unit and per share data)**

***Predecessor Debt***

In December 2014, we issued through a public offering \$500,000 of 4.95% senior unsecured notes due 2024 (“2024 Notes”), resulting in cash proceeds of \$494,995, net of discount and issuance costs of \$1,755 and \$3,250, respectively. Interest on the notes was payable semiannually on June 15 and December 15. In December 2016, pursuant to the coupon step-up provisions, the interest rate increased 0.50% to 5.45%.

In August 2012, we issued through a public offering \$300,000 of 5.00% senior unsecured notes due 2022 (“2022 Notes”), resulting in cash proceeds of approximately \$296,256, net of discount and issuance costs of \$1,794 and \$1,950, respectively. Interest on the notes was payable semiannually in arrears on February 10 and August 10.

In connection with the Imola Mergers, on July 2, 2021, we provided irrevocable notice to early redeem our 2024 Notes and our 2022 Notes. As the notes were deemed to be legally extinguished, we were required to pay a breakage fee of \$94,851 which was included as part of the purchase price consideration, and wrote off deferred financing costs and unamortized discount of \$2,641 to interest expense for the Predecessor Period from January 3, 2021 to July 2, 2021.

On July 2, 2021, also in connection with the Imola Mergers, we terminated the following revolving trade accounts receivable-backed financing program in North America and Asia-Pacific.

- i) A North-America program which provided for up to \$1,100,000 in borrowing capacity, originally maturing in September 2022. The interest rate of this program was dependent on designated commercial paper rates (or, in certain circumstances, an alternate rate) plus a predetermined margin.
- ii) An Asia-Pacific program which provided for a maximum borrowing capacity of up to 225,000 Australian dollars, originally maturing in June 2022

We have a revolving trade accounts receivable-backed financing program in Europe which provided for a borrowing capacity of up to €300,000 and £120,000, originally maturing in September 2023. In the fourth quarter of 2022, the facility was modified providing for a borrowing capacity of up to €375,000, or approximately \$414,900 at December 30, 2023 exchange rates. This program, which matures in October 2026, requires certain commitment fees, and borrowings under this program incurred financing costs based on the local short-term bank indicator rate for the currency in which the drawing is made plus a predetermined margin. At December 31, 2022 and December 30, 2023, we had borrowings of \$327,056 and \$331,920, respectively, under this financing program in Europe. The weighted average interest rate on the outstanding borrowings under this facility, as amended, was 1.3% and 4.4% per annum at December 31, 2022 and December 30, 2023, respectively.

We had a \$1,350,000 revolving unsecured credit facility from a syndicate of multinational banks, originally maturing in October 2023, that was terminated as part of the Imola Mergers. The interest rate on this facility was based on LIBOR, plus a predetermined margin that was based on our debt ratings and leverage ratio.

As a result of terminating our revolving trade accounts receivable-based financing programs in North America and Asia-Pacific, and our \$1,350,000 revolving unsecured credit facility, we wrote off, in total, \$3,122 of unamortized deferred financing costs in the Predecessor Period from January 3, 2021 to July 2, 2021.

On October 13, 2020, we secured a \$200,000 uncommitted line of credit with a term of five years. Applicable interest rates are determined at the time of borrowing using the bank’s money market rate. In the

**Ingram Micro Holding Corporation has requested confidential treatment of this registration statement and associated correspondence pursuant to Rule 83 of the Securities and Exchange Commission.**

**INGRAM MICRO HOLDING CORPORATION  
NOTES TO CONSOLIDATED FINANCIAL STATEMENTS  
(Amounts in thousands, except share, unit and per share data)**

second quarter of 2022, we expanded the capacity of this facility to \$300,000. As of December 31, 2022 and December 30, 2023, there were no borrowings outstanding.

***Successor Debt***

As a result of the Imola Mergers, we entered into the following financing transactions.

On April 22, 2021, in anticipation of the acquisition of Ingram Micro by Platinum, Escrow Issuer offered \$2,000,000 Senior Secured Notes due May 2029. Prior to the acquisition, the 2029 Notes were the sole obligation of the Escrow Issuer. Upon consummation of the acquisition on July 2, 2021, the proceeds from the notes were used, in part, to finance the acquisition and repay existing indebtedness. The notes bear interest at a rate of 4.75% per annum, which is payable semi-annually on May 15 and November 15 of each year, beginning on November 15, 2021. On July 2, 2021, we recognized \$1,945,205, net of debt issuance costs of \$54,795.

On July 2, 2021, we entered into the Term Loan Credit Facility for \$2,000,000, the proceeds of which were also used to, among other things, finance a portion of the Imola Mergers and repay certain of our existing indebtedness. We recognized \$1,920,761 net of debt issuance costs and discount of \$59,239 and \$20,000, respectively, related to this facility. The Term Loan Credit Facility will mature on July 2, 2028 and amortizes in equal quarterly installments aggregating to 1.00% per annum. On September 27, 2023, we refinanced our Term Loan Credit Facility, reducing the interest rate spread over SOFR by 50 basis points. Borrowings under the Term Loan Credit Facility, as amended, bear interest at a rate per annum equal to, at our option, either (1) the base rate (which is the highest of (a) the then-current federal funds rate set by the Federal Reserve Bank of New York, plus 0.50%, (b) the prime rate on such day and (c) the one-month SOFR rate published on such date plus 1.11%) plus a margin of 2.0% or (2) SOFR (subject to a 0.50% floor) plus the applicable margin, which may range from 3.11% to 3.43%, based on interest period. In June 2023, we paid down \$500,000 of the principal balance of our Term Loan Credit Facility over and above normal quarterly installments, which, as a result of this prepayment, are no longer mandatory. We also amended our interest rate cap agreements (See Note 13, "Derivative Financial Instruments") to reflect the updated notional amount of the Term Loan Credit Facility, with the 5.317% upper limit on the SOFR interest rate remaining unchanged under the amended interest rate cap agreements. In connection with the refinancing, we paid down an incremental \$50,000 of the principal balance of our Term Loan Credit Facility and recognized a loss of \$4,872 related to the recognition of certain unamortized debt issuance costs. Following such repayments, as of December 30, 2023, \$1,362,487 remained outstanding under the Term Loan Credit Facility.

On July 2, 2021, we entered into new ABL Credit Facilities providing for senior secured asset-based, multi-currency revolving loans and letter of credit availability in an aggregate amount of up to \$3,500,000 (the "ABL Revolving Credit Facility"), subject to borrowing base capacity and a senior secured asset-based term loan facility of \$500,000 (the "ABL Term Loan Facility" and, together with the ABL Revolving Credit Facility, "ABL Credit Facilities"), both of which have contractual maturity dates in July 2026. The ABL Term Loan Facility amortizes in equal quarterly installments aggregating to 1.00% per annum. We may borrow under the ABL Revolving Credit Facility only up to our available borrowing base capacity. Borrowings under the ABL Revolving Credit Facility bear interest at a rate per annum equal to, at our option, either (1) the base rate plus a margin ranging (based on the availability under the ABL Revolving Credit Facility) from 0.25% to 0.75% or (2) SOFR (subject to a 0% floor) plus a margin ranging (based on the availability under the ABL Revolving Credit Facility) from 1.25% to 1.75%. Borrowings under the ABL Term Loan Facility bear interest at a rate per annum equal to, at our option, either (1) the base rate plus a margin of 2.50% or (2) SOFR (subject to a 0% floor) plus a margin of 3.50%. We capitalized \$84,350 of debt issuance costs on July 2, 2021. As of December 31, 2022 and December 30, 2023, respectively, we had borrowings of \$0 and \$30,000 under our ABL Revolving Credit

**Ingram Micro Holding Corporation has requested confidential treatment of this registration statement and associated correspondence pursuant to Rule 83 of the Securities and Exchange Commission.**

**INGRAM MICRO HOLDING CORPORATION  
NOTES TO CONSOLIDATED FINANCIAL STATEMENTS  
(Amounts in thousands, except share, unit and per share data)**

Facility. On April 4, 2022, we repaid in full the outstanding borrowings on our ABL Term Loan Facility of \$496,250, including \$10,724 of unamortized debt issuance costs which was recognized to interest expense in the Fiscal Year Ended December 31, 2022 (Successor), and following such prepayment, there were no borrowings outstanding under our ABL Term Loan Facility.

At December 30, 2023, our actual aggregate capacity under our ABL Revolving Credit Facility and other receivable-backed programs was approximately \$3,914,900, of which \$361,920 was used. Even if we do not borrow or choose not to borrow to the full available capacity of certain programs, most of our trade accounts receivable-backed financing programs are subject to certain restrictions outlined in our ABL Credit Facilities. These restrictions generally prohibit us from assigning or transferring the underlying eligible receivables as collateral for other financing programs, unless the underlying eligible receivables are sold in conjunction with a dedicated, non-recourse facility.

We also have additional lines of credit, short-term overdraft facilities and other credit facilities with various financial institutions worldwide, which provide for borrowing capacity aggregating \$1,331,813 at December 30, 2023. Most of these arrangements are on an uncommitted basis and are reviewed periodically for renewal. At December 31, 2022 and December 30, 2023, respectively, we had \$111,224 and \$217,463 outstanding under these facilities. The weighted average interest rate on the outstanding borrowings under these facilities, which may fluctuate depending on geographic mix, was 7.9% per annum at December 31, 2022 and December 30, 2023. At December 31, 2022 and December 30, 2023, letters of credit totaling \$165,735 and \$108,690, respectively, were issued to various customs agencies and landlords to support our subsidiaries. The issuance of these letters of credit reduces our available capacity under the corresponding agreements by the same amount.

We are subject to certain customary affirmative covenants, including reporting and cash management requirements, and certain customary negative covenants that limit our and our subsidiaries' ability to incur additional indebtedness or liens, to dispose of assets, to make certain fundamental changes, to enter into restrictive agreements, to make certain investments, loans, advances, guarantees and acquisitions, to prepay certain indebtedness, to pay dividends or other distributions in respect of our and our subsidiaries' equity interests and to engage in transactions with affiliates. At December 31, 2022 and December 30, 2023, we were in compliance with all covenants and other requirements in all of our credit facilities.

**Note 8 — Income Taxes**

We account for income taxes under the asset and liability method, which requires the recognition of deferred tax assets and liabilities for the expected future tax consequences of events that have been included in the consolidated financial statements. Under this method, deferred tax assets and liabilities are determined based on the differences between the financial statement and tax bases of assets and liabilities using enacted tax rates in effect for the year in which the differences are expected to reverse. The effect of a change in tax rates on deferred tax assets and liabilities is recognized in income in the period that includes the enactment date. We record adjustments based on filed returns as such returns are finalized and resultant adjustments are identified. The Company has made an accounting policy election to treat Global Intangible Low Tax Income ("GILTI") as a current year tax expense in the period in which it is incurred.

Ingram Micro Holding Corporation has requested confidential treatment of this registration statement and associated correspondence pursuant to Rule 83 of the Securities and Exchange Commission.

**INGRAM MICRO HOLDING CORPORATION**  
**NOTES TO CONSOLIDATED FINANCIAL STATEMENTS**  
(Amounts in thousands, except share, unit and per share data)

The components of income before income taxes consist of the following:

	<u>Predecessor</u> Period from January 3, 2021 to July 2, 2021	<u>Successor</u> Period from July 3, 2021 to January 1, 2022	<u>Successor</u> Fiscal Year Ended 2022	<u>Successor</u> Fiscal Year Ended 2023
United States	\$ 88,226	\$ (291,906)	\$ 651,446	\$ (205,969)
Foreign	416,728	408,663	2,163,095	738,275
<b>Total</b>	<b>\$ 504,954</b>	<b>\$ 116,757</b>	<b>\$ 2,814,541</b>	<b>\$ 532,306</b>

The provision for income taxes consists of the following:

	<u>Predecessor</u> Period from January 3, 2021 to July 2, 2021	<u>Successor</u> Period from July 3, 2021 to January 1, 2022	<u>Successor</u> Fiscal Year Ended 2022	<u>Successor</u> Fiscal Year Ended 2023
<b>Current:</b>				
Federal	\$ 10,045	\$ 166	\$ 133,866	\$ (8,220)
State	967	6,231	25,242	2,828
Foreign	115,486	122,246	243,688	236,173
	<u>\$ 126,498</u>	<u>\$ 128,643</u>	<u>\$ 402,796</u>	<u>\$ 230,781</u>
<b>Deferred:</b>				
Federal	\$ 11,909	\$ (23,287)	\$ 10,380	\$ (29,113)
State	510	(6,499)	13,371	(9,818)
Foreign	(12,438)	(78,834)	(6,495)	(19,593)
	<u>(19)</u>	<u>(108,620)</u>	<u>17,256</u>	<u>(58,524)</u>
<b>Provision for income taxes</b>	<b>\$ 126,479</b>	<b>\$ 20,023</b>	<b>\$ 420,052</b>	<b>\$ 172,257</b>

Ingram Micro Holding Corporation has requested confidential treatment of this registration statement and associated correspondence pursuant to Rule 83 of the Securities and Exchange Commission.

**INGRAM MICRO HOLDING CORPORATION**  
**NOTES TO CONSOLIDATED FINANCIAL STATEMENTS**  
**(Amounts in thousands, except share, unit and per share data)**

The reconciliation of the statutory U.S. federal income tax rate to our effective tax rate is as follows:

	<u>Predecessor</u> Period from January 3, 2021 to July 2, 2021	<u>Successor</u> Period from July 3, 2021 to January 1, 2022	<u>Successor</u> Fiscal Year Ended 2022	<u>Successor</u> Fiscal Year Ended 2023
U.S. statutory rate	21.0%	21.0%	21.0%	21.0%
State income taxes, net of federal income tax benefit	0.3	(0.2)	—	(1.3)
U.S. tax on foreign earnings, net of foreign tax credits	0.3	22.0	—	1.4
Effect of international operations	4.7	13.0	1.0	5.7
Effect of change in valuation allowances	(2.3)	(54.7)	0.4	1.2
Effect of the CLS Sale	—	—	(8.3)	—
Non-deductible contingent consideration	—	13.4	—	—
Non-deductible transaction costs	—	6.1	—	—
Basis difference in held for sale U.S. subsidiary	—	(8.8)	—	—
Withholding tax	0.7	5.4	0.9	4.7
Other	0.3	(0.1)	(0.1)	(0.3)
Effective tax rate	<u>25.0%</u>	<u>17.1%</u>	<u>14.9%</u>	<u>32.4%</u>

Deferred income taxes reflect the tax effect of temporary differences between the carrying amount of assets and liabilities for financial reporting purposes and the amounts used for income tax purposes. Net deferred tax assets and liabilities are classified as non-current in the Consolidated Balance Sheets.

Ingram Micro Holding Corporation has requested confidential treatment of this registration statement and associated correspondence pursuant to Rule 83 of the Securities and Exchange Commission.

**INGRAM MICRO HOLDING CORPORATION**  
**NOTES TO CONSOLIDATED FINANCIAL STATEMENTS**  
**(Amounts in thousands, except share, unit and per share data)**

Significant components of our net deferred tax assets and liabilities are as follows:

	<u>Successor</u> <u>December 31, 2022</u>	<u>Successor</u> <u>December 30, 2023</u>
Deferred tax assets:		
Net operating loss carryforwards	\$ 135,898	\$ 140,981
Tax credit carryforwards	25,552	52,653
Interest expense carryforwards	4,131	32,732
Employee benefits	59,436	57,735
Inventory	29,114	30,958
Depreciation and amortization	24,700	25,998
Operating lease liabilities	106,722	121,195
Sales return reserve	35,460	35,320
Allowance on trade accounts receivable	31,638	37,580
Reserves and accruals not currently deductible for income tax purposes	28,908	29,601
Other	34,992	44,059
Total deferred tax assets	516,551	608,812
Valuation allowance	(77,852)	(106,379)
Subtotal	438,699	502,433
Deferred tax liabilities:		
Depreciation and amortization	(249,770)	(237,963)
Operating lease assets	(102,759)	(117,304)
Inventory rights	(29,988)	(30,651)
Other	(46,355)	(48,127)
Total deferred tax liabilities	(428,872)	(434,045)
Net deferred tax assets	<u>\$ 9,827</u>	<u>\$ 68,388</u>

We record net deferred tax assets to the extent we believe these assets will more likely than not be realized. In making such determination, we consider all available positive and negative evidence, including the nature of the deferred tax assets and related statutory limits on utilization, recent operating results, future reversals of existing taxable temporary differences, projected future taxable income, tax planning strategies and recent financial operations. In the event we were to determine that we would be able to realize our deferred income tax assets in the future in excess of or less than the net recorded amount, we would make an adjustment to the valuation allowance which would reduce or increase the provision for income taxes.

We considered the positive and negative evidence related to our Luxembourg treasury operations and concluded its net deferred tax assets, consisting primarily of net operating losses (“NOLs”), a majority of which have an indefinite life and a smaller portion which have a 14-year remaining life, are more likely than not realizable. Positive evidence included a restructuring of certain intercompany debts that has resulted in significant increase to forecasted income that is objectively verifiable, which supports utilization of these NOLs prior to expiration. As a result, we reversed the full valuation allowance against Luxembourg treasury center deferred tax assets as of January 1, 2022. The release generated a non-cash income tax benefit of \$63,519 during the 2021 Successor Period.

**Ingram Micro Holding Corporation has requested confidential treatment of this registration statement and associated correspondence pursuant to Rule 83 of the Securities and Exchange Commission.**

**INGRAM MICRO HOLDING CORPORATION  
NOTES TO CONSOLIDATED FINANCIAL STATEMENTS  
(Amounts in thousands, except share, unit and per share data)**

At December 30, 2023, we had deferred tax assets related to NOL carryforwards of \$140,981 along with a valuation allowance of \$45,288. \$60,290 of the remaining \$95,693 of net deferred tax assets associated with NOL carryforwards have no expiration date. The NOL carryforwards with no expiration date are comprised of \$44,890 in Luxembourg, \$6,170 in Belgium and \$9,230 in a number of other jurisdictions worldwide. The \$35,403 of net deferred tax assets associated with NOL carryforwards that have an expiration date are comprised of \$18,164 in Luxembourg with expirations beginning in 2035 and \$17,239 in a number of different jurisdictions with various expiration dates. We monitor our other deferred tax assets for realizability in a similar manner to those described above and will record or release valuation allowances as required to reflect the amount more likely than not to be realized.

At December 30, 2023, our tax credit carryforwards for income tax purposes were \$52,653. Foreign tax credit carryforwards in the U.S. represent \$47,979 of that amount, and our total valuation allowance related to such credit carryforwards was \$47,979. A number of different federal and state credits with various expiration dates comprised the remaining \$4,674 of tax credit carryforwards.

As of December 30, 2023, the valuation allowance increased by a net of \$28,527 as compared to December 31, 2022, which was driven primarily by an increase in both U.S. foreign tax credits and associated valuation allowances. The remaining change relates primarily to book operating losses in certain subsidiaries that are currently not expected to be realized through future taxable income in these entities, partially offset by previously reserved amounts that became realizable based on taxable income generated in the current year.

During Fiscal Year Ended December 31, 2022 (Successor), the valuation allowance increased by a net of \$24,501 as compared to the Successor Period ended January 1, 2022, which was driven primarily by an increase in both U.S. foreign tax credits and associated valuation allowances. The remaining change relates primarily to book operating losses in certain subsidiaries that are currently not expected to be realized through future taxable income in these entities, partially offset by previously reserved amounts that became realizable based on taxable income generated in the current year.

During the Predecessor Period from January 3, 2021 to July 2, 2021, the valuation allowance decreased by a net \$11,363 to \$140,813, which was driven primarily by a decrease in valuation allowance on deferred tax assets related to NOLs in Belgium. During the Successor Period from July 3, 2021 to January 1, 2022, the valuation allowance decreased by a net \$87,462 to \$53,351, which was driven primarily by decreases in the valuation allowance on deferred tax assets related to NOLs in Luxembourg and a reduction in both U.S. foreign tax credits and associated valuation allowances. The remaining change in both the Successor and Predecessor Periods relates primarily to previously reserved amounts that became realizable based on taxable income generated in the current year, partially offset by book operating losses in certain subsidiaries that are currently not expected to be realized through future taxable income in these entities.

We have not provided tax on undistributed foreign earnings of approximately \$3,700,000 and \$3,400,000 as of December 31, 2022 and December 30, 2023, respectively, because such earnings are considered to be indefinitely reinvested. A determination of the deferred tax liability on such earnings is not practical due to the complexity of the hypothetical calculation.



Ingram Micro Holding Corporation has requested confidential treatment of this registration statement and associated correspondence pursuant to Rule 83 of the Securities and Exchange Commission.

**INGRAM MICRO HOLDING CORPORATION**  
**NOTES TO CONSOLIDATED FINANCIAL STATEMENTS**  
(Amounts in thousands, except share, unit and per share data)

A reconciliation of the beginning and ending balances of the total amounts of gross unrecognized tax benefits is as follows:

	<u>Predecessor</u> Period from January 3, 2021 to July 2, 2021	<u>Successor</u> Period from July 3, 2021 to January 1, 2022	<u>Successor</u> Fiscal Year Ended 2022	<u>Successor</u> Fiscal Year Ended 2023
Gross unrecognized tax benefits at beginning of the year	\$ 18,148	\$ 20,113	\$ 18,978	\$ 14,339
Increases in tax positions for prior years	2,676	503	465	1,048
Decreases in tax positions for prior years	(1,107)	(894)	(315)	(102)
Increases in tax positions for current year	897	826	1,291	1,870
Settlements	(501)	(768)	(935)	—
Lapse in statute of limitations	—	(802)	(5,145)	(370)
Gross unrecognized tax benefits at end of the year	<u>\$ 20,113</u>	<u>\$ 18,978</u>	<u>\$ 14,339</u>	<u>\$ 16,785</u>

The total amount of gross unrecognized tax benefits is \$16,785 as of December 30, 2023, substantially all of which would impact the effective tax rate if recognized.

We recognize interest and penalties related to unrecognized tax benefits in income tax expense. Total accruals for interest and penalties on our unrecognized tax benefits were \$8,956 and \$9,282 as of December 31, 2022, and December 30, 2023, respectively.

We conduct business globally and, as a result, we and/or one or more of our subsidiaries file income tax returns in the U.S. federal and various state jurisdictions and in over fifty foreign jurisdictions. In the normal course of business, we are subject to examination by taxing authorities in many of the jurisdictions in which we operate. In our material tax jurisdictions, the statute of limitations is open, in general, for three to five years.

In the U.S., our federal tax returns for the 2019 and 2020 tax years are under audit by the IRS. It is possible that within the next twelve months, (1) ongoing tax examinations of our U.S. federal tax returns, individual states, and several of our foreign jurisdictions may be resolved, (2) new tax exams may commence, and (3) other issues may be effectively settled. However, we do not expect our assessment of unrecognized tax benefits to change significantly over that time.

**Note 9 – Restructuring Costs**

In the third quarter of 2022, we elected to discontinue our operations in Russia, where we had an office that employed engineering and coding resources that supported the operation and maintenance of the Ingram Micro Cloud Marketplace. While our operations in Russia were not material to our overall operations or specifically Ingram Micro Cloud Marketplace for any period presented, nor were these operations generating revenue or driving go-to-market operations specific to the Russia market, operating in Russia for non-Russian companies has become increasingly challenging due to the various trade sanctions imposed by both Western governments and the Russian Federation. As a result of this decision, we incurred one-time termination costs of \$11,377

Ingram Micro Holding Corporation has requested confidential treatment of this registration statement and associated correspondence pursuant to Rule 83 of the Securities and Exchange Commission.

**INGRAM MICRO HOLDING CORPORATION**  
**NOTES TO CONSOLIDATED FINANCIAL STATEMENTS**  
**(Amounts in thousands, except share, unit and per share data)**

during the Fiscal Year Ended 2022 (Successor), consisting of \$4,585 related to employee termination benefits and \$2,556 related to facility closure costs recognized within restructuring costs on the Consolidated Statements of Income, and \$4,236 related to relocation expenses recognized within SG&A expenses on the Consolidated Statements of Income. In the third quarter of 2023, we sold our Russian subsidiary, recognizing a loss of \$3,068 within SG&A expenses and leaving us with no remaining presence in Russia.

In the Fiscal Year Ended 2023 (Successor), as a result of changing global and local market conditions, we initiated a global restructuring plan which resulted in organizational and staffing changes, including a headcount reduction of 628 employees, primarily in our North American segment. We anticipate additional charges in the range of \$24,000 and \$28,000 in the first quarter of 2024 in connection with the continuance of this restructuring plan.

A summary of the restructuring costs incurred in the Fiscal Year Ended 2023 (Successor), are as follows:

	Headcount Reduction (Number of Employees)	Restructuring Costs		
		Employee Termination Benefits	Facility and Other Costs	Total Restructuring Costs
<b>Fiscal Year Ended 2023 (Successor)</b>				
North America		\$ 12,050	\$ 3,401	\$ 15,451
EMEA		1,878	18	1,896
Asia-Pacific		1,341	—	1,341
Latin America		109	—	109
<b>Total</b>	<b>628</b>	<b>\$ 15,378</b>	<b>\$ 3,419</b>	<b>\$ 18,797</b>

The remaining liabilities, which are recorded within accrued expenses and other on our Consolidated Balance Sheets, and activities associated with the aforementioned actions for the Fiscal Year Ended 2023 (Successor) are summarized in the tables below:

	Restructuring Liability				
	Beginning Liability	Expenses, Net	Amounts Paid and Charged Against the Liability	Foreign Currency Translation	Remaining Liability as of December 30, 2023
<b>Fiscal Year Ended 2023 (Successor)</b>					
Employee termination benefits	\$ 1,144	\$ 15,378	\$ (14,549)	\$ 87	\$ 2,060
Facility and other costs	10	3,419	(3,429)	—	—
<b>Total</b>	<b>\$ 1,154</b>	<b>\$ 18,797</b>	<b>\$ (17,978)</b>	<b>\$ 87</b>	<b>\$ 2,060</b>

The remaining liability will be substantially paid by the first quarter of 2024.

**Note 10 — Commitments and Contingencies**

As a company with a substantial employee population and with operations in a large number of countries, Ingram Micro is involved, either as a plaintiff or defendant, in a variety of ongoing claims, demands, suits, investigations, tax matters and proceedings that arise from time to time in the ordinary course of its business. The Company records a provision with respect to a claim, suit, investigation, or proceeding when it is probable that a liability has been incurred and the amount of the loss can be reasonably estimated. If there is at least a reasonable

**Ingram Micro Holding Corporation has requested confidential treatment of this registration statement and associated correspondence pursuant to Rule 83 of the Securities and Exchange Commission.**

**INGRAM MICRO HOLDING CORPORATION  
NOTES TO CONSOLIDATED FINANCIAL STATEMENTS  
(Amounts in thousands, except share, unit and per share data)**

possibility that a material loss may have been incurred associated with pending legal claims, or when assertion of unasserted material claims are considered probable, we disclose such fact, and if reasonably estimable, we provide an estimate of the possible loss or range of possible loss. We record our best estimate of a loss related to pending legal and regulatory proceedings when the loss is considered probable and the amount can be reasonably estimated. Where a range of loss can be reasonably estimated with no best estimate in the range, we record the minimum estimated liability. As additional information becomes available, we assess the potential liability related to pending legal and regulatory proceedings and revise our estimates and update our disclosures accordingly. Significant judgment is required in both the determination of probability and the determination as to whether a loss is reasonably estimable. Our legal costs associated with legal matters are recorded to expense as incurred.

The Company reviews claims, suits, investigations and proceedings at least quarterly, and decisions are made with respect to recording or adjusting provisions and disclosing reasonably possible losses or range of losses (individually or in the aggregate). Whether any losses, damages, or remedies finally determined in any claim, suit, investigation or proceeding could reasonably have a material effect on the Company's business, financial condition, results of operations or cash flows will depend on a number of variables, including: the timing and amount of such losses or damages; the structure and type of any such remedies; the significance of the impact of such losses, damages or remedies may have in the consolidated financial statements; and the unique facts and circumstances of the particular matter that may give rise to additional factors.

In March 2021, the Supreme Federal Tribunal in Brazil handed down a decision regarding the incidence of indirect taxes on the sales of off-the-shelf software ("New Leading Case"). Based on the decision published in the official gazette, the New Leading Case establishes the obligation to pay a certain indirect tax, called ISS, on sales of off-the-shelf software. ISS tax rates vary by municipality, typically approximately 2% to 3%, and are a cost passed on to our customers and based on the New Leading Case would only be applicable to a small subset of our total sales. The New Leading Case departs from the previous 1998 Supreme Court decision that provided that sales of off-the-shelf software were not subject to ISS; therefore, we have adjusted our tax administration of ISS to align to the New Leading Case prospectively. Based on the published New Leading Case and further based upon the advice of counsel, the New Leading Case resulted in establishment of a tax reserve in the first quarter of 2021 for approximately Brazilian Reais 23,301 for unassessed periods where the government could potentially attempt to assert ISS tax is due on certain sales. As a result of the Supreme Federal Tribunal decision which occurred in March 2021, we also believe the total increase in ISS tax exposures, that do not represent a probable liability, including historical cases in litigation, is Brazilian Reais 113,582 (\$23,462 at December 30, 2023 exchange rates) in principal and associated penalties, interest, and fines.

In May 2021, the Supreme Federal Tribunal in Brazil delivered a decision regarding whether Imposto de Circulação de Mercadorias e Serviços ("ICMS"), a state level sales tax, should be included in the tax base used to calculate contributions to the Social Integration Program ("PIS") and contributions to Finance Social Security ("COFINS"), a federal tax levied on revenue. The court decided in the taxpayer's favor by excluding ICMS from the PIS and COFINS tax basis. We have recalculated our PIS and COFINS balances for the open tax years of 2012 to 2021 to align with the Supreme Federal Tribunal decision which resulted in a tax benefit being recorded in the second quarter of 2021 of Brazilian Reais 82,380 including principal and interest. We also believe the total increase in PIS and COFINS tax exposures associated with the tax authorities' application of the decision, that do not represent a probable liability, is Brazilian Reais 42,665 (\$8,813 at December 30, 2023 exchange rates).

Our Brazilian subsidiary has received a number of tax assessments primarily related to reporting compliance topics as well as transaction-tax related matters largely involving applicability of tax and categorization of products and services. The total amount related to these assessments, assessments described above and similar

**Ingram Micro Holding Corporation has requested confidential treatment of this registration statement and associated correspondence pursuant to Rule 83 of the Securities and Exchange Commission.**

**INGRAM MICRO HOLDING CORPORATION  
NOTES TO CONSOLIDATED FINANCIAL STATEMENTS  
(Amounts in thousands, except share, unit and per share data)**

tax exposures that are not yet assessed that gives rise to a probable risk where a reserve has been established is Brazilian Reais 61,945 (\$12,795 at December 30, 2023 exchange rates) in principal and associated penalties, interest and fines. The total amount related to these assessments, assessments described above and similar tax exposures that are not yet assessed that we believe gives rise to a reasonably possible loss is Brazilian Reais 735,948 (\$152,017 at December 30, 2023 exchange rates) in principal and associated penalties, interest and fines.

In June 2013, the French Competition Authority (“FCA”) launched an investigation of our subsidiary in France (“Ingram Micro France”), one of our competitors and one of our vendors in relation to alleged anticompetitive practices. In October 2018, the investigation services of the FCA filed a Statement of Objections against Ingram Micro France, as primary infringer, and Ingram Micro Europe BVBA and Ingram Micro, as parent companies (“Ingram”). In March 2020, the Board of the FCA issued its decision imposing a fine of €62,900 on Ingram regarding volume allocations of Apple products. In July 2020, we appealed the decision of the Board of the FCA to the Paris Court of Appeals. On October 6, 2022, the Paris Court of Appeals issued a decision maintaining the infraction of volume allocation and reducing the fine to €19,500. In November 2022, the Company further appealed this matter to the “Cour de Cassation.” As the appeal to the “Cour de Cassation” did not suspend the obligation to pay the fine, in the third quarter of 2022, we recorded a contingent liability at that time within our Consolidated Balance Sheets. Under the payment plan agreed with the French Treasury, Ingram Micro France had already paid approximately \$11,000 to date. On November 4, 2022, Ingram Micro France made an additional payment of approximately \$9,000 to complete the total amount of the fine and the French Treasury released the third-party surety bond. As a result of the appeals court ruling, the Company determined that the best estimate of probable loss related to this matter is limited to the amounts already paid to date. On June 3, 2021, the reseller whose complaint to the FCA gave rise to the investigation filed a follow-on civil claim in the Paris Commercial Court seeking approximately €95,000 (\$100,491 at December 30, 2023 exchange rates) in damages from Ingram, one of our competitors and one of our vendors. On May 30, 2022, the Paris Commercial Court postponed the hearing on this reseller claim pending resolution of the appeal on the main case. On October 24, 2022, the reseller requested the re-opening of the proceedings and we petitioned the Paris Commercial Court to stay the proceedings until the main case is decided by the “Cour de Cassation.” On May 15, 2023, the Paris Commercial Court did not accept the request to suspend the case and set a calendar for a final hearing in June 2024. We are currently evaluating this matter and cannot currently estimate the probability or amount of any potential loss.

On January 26, 2021, we first learned through external sources that on June 27, 2019, the Court of Additional Chief Metropolitan Magistrate (Special Acts), Central District, Tis Hazari in New Delhi (the “New Delhi Court”) issued a summoning order naming Ingram Micro India Ltd. (“IMIL”) as one of 40 legal entity defendants in a criminal complaint. IMIL is accused by the Serious Fraud Office of cheating and criminal conspiracy based on four payments it made over 15 years ago at the request of a certain vendor. In February 2021 outside legal counsel appeared on IMIL’s behalf at the New Delhi Court and requested relevant documentation pertaining to these charges to assess IMIL’s legal position. IMIL has vigorously contested the charges as we believe the charges to be meritless and in December 2021 filed a motion to dismiss.

In September 2021, the Company’s subsidiary in Saudi Arabia received a tax assessment for Saudi Riyal 238,152 (\$63,515 at December 30, 2023 exchange rates) in tax and associated penalties issued by ZATCA (tax and customs authority) asserting that withholding tax was due on software purchases held for resale from non-resident vendors from 2015 through 2020. We believe the tax assessment gives rise to a reasonably possible loss of Saudi Riyal 159,853 (\$42,633 at December 30, 2023 exchange rates) in tax and a probable risk of Saudi Riyal 5,598 (\$1,493 at December 30, 2023 exchange rates) in tax. In addition, we believe it is likely tax authorities will assess us for software purchases held for resale from non-vendors for the years 2021 through 2023, which gives rise to a reasonably possible loss of Saudi Riyal 264,059 (\$70,425 at December 30, 2023

**Ingram Micro Holding Corporation has requested confidential treatment of this registration statement and associated correspondence pursuant to Rule 83 of the Securities and Exchange Commission.**

**INGRAM MICRO HOLDING CORPORATION  
NOTES TO CONSOLIDATED FINANCIAL STATEMENTS  
(Amounts in thousands, except share, unit and per share data)**

exchange rates) in tax and a probable risk of Saudi Riyal 775 (\$207 at December 30, 2023 exchange rates) in tax. Associated penalties have a remote risk due to the assessments being based on a difference in interpretation of Saudi tax law. In October 2023, at our request, the court granted a second 6-month suspension of the case. In early February 2024, ZATCA issued new guidelines on taxation of software purchases, which largely appears to no longer assert that withholding tax is due on software purchases held for resale from non-resident vendors. While we continue to analyze the guidelines it is unclear how ZATCA will utilize the guidelines with respect to the pre-guidelines periods since they are only applicable on a prospective basis; however, we believe they are a positive development as the new guidelines appear to be largely consistent with the interpretation before the assessments were made. We strongly believe that we have administered taxes correctly, that these purchases of software held for resale are not subject to withholding tax and that we will ultimately prevail in this matter.

We may be subject to non-income based tax unasserted claims related to transactions with certain non-U.S. affiliates and indirect tax related matters. As of December 30, 2023, the Company is unable to reasonably estimate the possible losses or range of losses, if any, arising from unasserted claims due to a number of factors, including the presence of complex or novel legal theories and the ongoing discovery and development of information important to potential unasserted claims. Claims, suits, investigations and proceedings are inherently uncertain, and it is not possible to predict the ultimate outcome of unasserted claims. It is possible that the Company's business, financial condition, results of operations or cash flows could be materially affected in any particular period by the resolution of potential claims.

As is customary in the IT distribution industry, we have arrangements with certain finance companies that provide inventory-financing facilities for our customers. In conjunction with certain of these arrangements, we have agreements with the finance companies that would require us to repurchase certain inventory that might be repossessed from the customers by the finance companies. Due to various reasons, including among other items, the lack of information regarding the amount of salable inventory purchased from us that is still on hand with the customer at any point in time, repurchase obligations relating to inventory cannot be reasonably estimated. Repurchases of inventory by us under these arrangements have been insignificant to date.

We have guarantees to third parties that provide financing to a limited number of our customers. Net sales under these arrangements accounted for less than one percent of our consolidated net sales for each of the periods presented. The guarantees require us to reimburse the third party for defaults by these customers up to an aggregate of \$5,839. The fair value of these guarantees has been recognized as cost of sales on the Consolidated Statements of Income to these customers and is included in accrued expenses and other on the Consolidated Balance Sheets.

Ingram Micro Holding Corporation has requested confidential treatment of this registration statement and associated correspondence pursuant to Rule 83 of the Securities and Exchange Commission.

**INGRAM MICRO HOLDING CORPORATION**  
**NOTES TO CONSOLIDATED FINANCIAL STATEMENTS**  
(Amounts in thousands, except share, unit and per share data)

**Note 11 — Employee Awards**

Activity related to the cash awards was as follows:

	<b>Number of Cash Awards (in thousands)</b>
<b>Non-vested at January 2, 2021 (Predecessor)</b>	112,089
Granted	65,747
Vested	(49,796)
Forfeited	(27,331)
<b>Non-vested at July 2, 2021 (Predecessor)</b>	100,709
<b>Non-vested at July 3, 2021 (Successor)</b>	100,709
Granted	2,513
Vested	(6,883)
Forfeited	(3,014)
<b>Non-vested at January 1, 2022 (Successor)</b>	93,325
Granted	45,501
Vested	(45,870)
Forfeited	(16,234)
<b>Non-vested at December 31, 2022 (Successor)</b>	76,722
Granted	44,885
Vested	(46,690)
Forfeited	(7,319)
<b>Non-vested at December 30, 2023 (Successor)</b>	67,598

	<u>Predecessor</u>		<u>Successor</u>	<u>Successor</u>	<u>Successor</u>
	<u>Period from</u>		<u>Period from July 3,</u>	<u>Fiscal Year</u>	<u>Fiscal Year</u>
	<u>January 3, 2021</u>		<u>2021 to January 1,</u>	<u>Ended</u>	<u>Ended</u>
	<u>to July 2, 2021</u>		<u>2022</u>	<u>2022</u>	<u>2023</u>
Compensation expense - cash awards	\$ 27,428		\$ 28,576	\$ 35,418	\$ 31,040
Related income tax benefit	\$ 6,857		\$ 7,144	\$ 8,854	\$ 7,760

As of December 30, 2023, the unrecognized compensation costs related to the cash awards was \$31,909. We expect this cost to be recognized over a remaining weighted-average period of approximately 1.4 years.

Ingram Micro Holding Corporation has requested confidential treatment of this registration statement and associated correspondence pursuant to Rule 83 of the Securities and Exchange Commission.

**INGRAM MICRO HOLDING CORPORATION**  
**NOTES TO CONSOLIDATED FINANCIAL STATEMENTS**  
**(Amounts in thousands, except share, unit and per share data)**

Activity related to the awards granted in the Participation Plan was as follows:

	<b>Number of Units (in thousands)</b>
<b>Non-vested at July 3, 2021 (Successor)</b>	—
Granted	216,875
Vested	—
Forfeited	—
<b>Non-vested at January 1, 2022 (Successor)</b>	216,875
Granted	11,039
Vested	—
Forfeited	(36,200)
<b>Non-vested at December 31, 2022 (Successor)</b>	191,714
Granted	4,306
Vested	—
Forfeited	(1,420)
<b>Non-vested at December 30, 2023 (Successor)</b>	194,600

Through December 30, 2023, there was no compensation cost recognized for these awards.

**Note 12 — Segment Information**

ASC 280, Segment Reporting, establishes standards for reporting information about operating segments. Operating segments are defined as components of an enterprise about which separate financial information is evaluated regularly by the chief operating decision maker (“CODM”) in deciding how to allocate resources and in assessing performance. Our CODM is our Chief Executive Officer. Our reportable segments coincide with the geographic operating segments which include North America, Europe (which includes Middle East and Africa), Asia-Pacific, and Latin America. The measure of segment profit is income from operations.

Geographic areas in which we operated our reportable segments during 2023 include North America (the United States and Canada), EMEA (Austria, Belgium, Bosnia and Herzegovina, Bulgaria, Croatia, Czech Republic, Denmark, Egypt, Finland, France, Germany, Hungary, Ireland, Israel, Italy, Kosovo, Lebanon, Luxembourg, Macedonia, Morocco, Netherlands, Norway, Oman, Pakistan, Poland, Portugal, Qatar, Romania, Russian Federation, Saudi Arabia, Serbia, Slovenia, Spain, Sweden, Switzerland, Turkey, United Arab Emirates and the United Kingdom), Asia-Pacific (Australia, Bangladesh, the People’s Republic of China including Hong Kong, India, Indonesia, Japan, Malaysia, New Zealand, Philippines, Singapore, Sri Lanka, and Thailand), and Latin America (Argentina, Brazil, Chile, Colombia, Costa Rica, Ecuador, Mexico, Peru, Uruguay and our Latin American export operations in Miami).

We do not allocate time-vested and performance-vested cash-based compensation recognized to our reportable segments (see Note 11, “Employee Awards”), certain Corporate costs, and the gain from the CLS Sale; therefore, we are reporting these amounts separately. Assets by reportable segment are not presented below as our CODM does not review assets by reportable segment.

Ingram Micro Holding Corporation has requested confidential treatment of this registration statement and associated correspondence pursuant to Rule 83 of the Securities and Exchange Commission.

**INGRAM MICRO HOLDING CORPORATION**  
**NOTES TO CONSOLIDATED FINANCIAL STATEMENTS**  
(Amounts in thousands, except share, unit and per share data)

Financial information by reportable segment is as follows:

	<u>Predecessor</u> Period from January 3, 2021 to July 2, 2021	<u>Successor</u> Period from July 3, 2021 to January 1, 2022	<u>Successor</u> Fiscal Year Ended 2022	<u>Successor</u> Fiscal Year Ended 2023
<b>Net sales</b>				
North America	\$ 10,568,316	\$ 11,572,674	\$ 20,908,493	\$ 18,195,652
EMEA	8,538,634	8,526,486	15,052,242	14,481,069
Asia-Pacific	5,519,718	6,097,137	11,184,575	11,586,171
Latin America	1,780,201	1,852,406	3,679,180	3,790,154
Total Net sales	<u>\$ 26,406,869</u>	<u>\$ 28,048,703</u>	<u>\$ 50,824,490</u>	<u>\$ 48,053,046</u>
<b>Income from operations</b>				
North America	\$ 201,981	\$ 202,717	\$ 414,128	\$ 350,850
EMEA	170,646	196,473	314,823	317,199
Asia-Pacific	114,637	127,399	230,494	256,948
Latin America	64,770	61,310	113,473	93,515
Gain on CLS Sale	—	—	2,283,820	—
Corporate	894	(235,563)	(72,390)	(33,320)
Cash-based compensation	(27,428)	(28,576)	(35,418)	(31,040)
Total	<u>\$ 525,500</u>	<u>\$ 323,760</u>	<u>\$ 3,248,930</u>	<u>\$ 954,152</u>
<b>Capital expenditures</b>				
North America	\$ 41,352	\$ 38,867	\$ 100,671	\$ 170,862
EMEA	16,827	41,342	22,507	16,221
Asia-Pacific	3,973	4,064	6,190	7,943
Latin America	1,008	2,311	6,417	6,509
Total	<u>\$ 63,160</u>	<u>\$ 86,584</u>	<u>\$ 135,785</u>	<u>\$ 201,535</u>
<b>Depreciation</b>				
North America	\$ 41,825	\$ 57,411	\$ 72,991	\$ 66,153
EMEA	18,786	20,734	18,016	17,056
Asia-Pacific	4,558	5,851	8,669	7,834
Latin America	2,574	3,026	6,396	6,102
Total	<u>\$ 67,743</u>	<u>\$ 87,022</u>	<u>\$ 106,072</u>	<u>\$ 97,145</u>
<b>Amortization of intangible assets</b>				
North America	\$ 17,020	\$ 23,030	\$ 42,253	\$ 42,175
EMEA	12,866	14,592	25,126	23,782
Asia-Pacific	749	11,568	20,308	17,594
Latin America	1,164	1,272	3,352	3,452
Total	<u>\$ 31,799</u>	<u>\$ 50,462</u>	<u>\$ 91,039</u>	<u>\$ 87,003</u>



Ingram Micro Holding Corporation has requested confidential treatment of this registration statement and associated correspondence pursuant to Rule 83 of the Securities and Exchange Commission.

**INGRAM MICRO HOLDING CORPORATION**  
**NOTES TO CONSOLIDATED FINANCIAL STATEMENTS**  
(Amounts in thousands, except share, unit and per share data)

The integration, transition and other costs included in income from operations by reportable segments are as follows:

	<u>Predecessor</u> <u>Period from</u> <u>January 3, 2021</u> <u>to July 2, 2021</u>	<u>Successor</u> <u>Period from</u> <u>July 3, 2021</u> <u>to January 1, 2022</u>	<u>Successor</u> <u>Fiscal Year Ended</u>  <u>2022</u>	<u>Successor</u> <u>Fiscal Year Ended</u>  <u>2023</u>
<b>Integration, transition and other costs <sup>(a)</sup></b>				
North America	\$ (1,408)	\$ (369)	\$ (2,334)	\$ 15,745
EMEA	1,175	3,737	16,497	(31)
Asia-Pacific	(161)	—	6,864	(8)
Latin America	(6,529)	(78)	2,428	4,388
Corporate	(894)	235,563	72,390	33,320
Gain on CLS Sale	—	—	(2,283,820)	—
<b>Total</b>	<b>\$ (7,817)</b>	<b>\$ 238,853</b>	<b>\$ (2,187,975)</b>	<b>\$ 53,414</b>

- (a) Costs are primarily related to (i) professional, consulting and integration costs associated with our acquisitions and the Imola Mergers, and (ii) consulting, retention and transition costs associated with our organizational effectiveness program charged to SG&A.

Net sales and long-lived assets for the United States, which is our country of domicile, are as follows:

	<u>Predecessor</u> <u>Period from</u> <u>January 3, 2021 to</u> <u>July 2, 2021</u>		<u>Successor</u> <u>Period from</u> <u>July 3, 2021 to</u> <u>January 1, 2022</u>		<u>Successor</u> <u>Fiscal Year Ended</u>  <u>2022</u>		<u>Successor</u> <u>Fiscal Year Ended</u>  <u>2023</u>	
<b>Net sales:</b>								
United States	\$ 9,770,273	37%	\$10,707,388	38%	\$19,464,781	38%	\$17,300,808	36%
Outside of the United States	16,636,596	63	17,341,315	62	31,359,709	62	30,752,238	64
<b>Total</b>	<b>\$26,406,869</b>	<b>100%</b>	<b>\$28,048,703</b>	<b>100%</b>	<b>\$50,824,490</b>	<b>100%</b>	<b>\$48,053,046</b>	<b>100%</b>

	<u>December 31, 2022</u>	<u>December 30, 2023</u>	<u>December 31, 2022</u>	<u>December 30, 2023</u>
<b>Long-lived assets:</b>				
United States	\$ 795,801	\$ 858,364	47%	49%
Outside of the United States	883,768	905,387	53%	51%
<b>Total (1)</b>	<b>\$ 1,679,569</b>	<b>\$ 1,763,751</b>	<b>100%</b>	<b>100%</b>

- (1) Includes \$957,471 and \$880,433 of intangible assets, net of which \$401,998 and \$362,572 are located within the United States as of December 31, 2022 and December 30, 2023, respectively.

Ingram Micro Holding Corporation has requested confidential treatment of this registration statement and associated correspondence pursuant to Rule 83 of the Securities and Exchange Commission.

**INGRAM MICRO HOLDING CORPORATION**  
**NOTES TO CONSOLIDATED FINANCIAL STATEMENTS**  
(Amounts in thousands, except share, unit and per share data)

The following table summarizes additional entity-wide disclosure of net sales by product category for the following periods:

	<u>Predecessor</u>		<u>Successor</u>		<u>Successor</u>		<u>Successor</u>	
	<u>Period from</u>		<u>Period from</u>		<u>Fiscal Year Ended</u>		<u>Fiscal Year Ended</u>	
	<u>January 3, 2021</u>		<u>July 3, 2021</u>		<u>2022</u>		<u>2023</u>	
	<u>to July 2, 2021</u>		<u>to January 1, 2022</u>					
<b>Net sales:</b>								
Commercial & Consumer	\$16,900,639	64%	\$18,310,621	65%	\$31,994,972	63%	\$29,149,776	61%
Advanced Solutions	7,329,449	28%	8,309,073	30%	17,353,836	34%	17,895,934	37%
Cloud-based Solutions	125,975	1%	161,669	1%	325,981	1%	383,329	1%
Other <sup>(1)</sup>	2,050,806	7%	1,267,340	4%	1,149,701	2%	624,007	1%
Total	<u>\$26,406,869</u>	<u>100%</u>	<u>\$28,048,703</u>	<u>100%</u>	<u>\$50,824,490</u>	<u>100%</u>	<u>\$48,053,046</u>	<u>100%</u>

- (1) Other net sales consists mainly of revenues associated with our Commerce & Lifecycle Services business, the majority of which was disposed of and sold effective April 4, 2022.

**Note 13 — Derivative Financial Instruments**

We use foreign currency forward contracts primarily to manage currency risk associated with foreign currency-denominated trade accounts receivable, accounts payable and intercompany loans. At December 31, 2022 and December 30, 2023, we had no derivatives that were designated as hedging instruments.

In the first quarter of 2023, we entered into agreements to purchase interest rate caps, which established a 5.5% upper limit on the LIBOR interest rate applicable to a substantial portion of the borrowings under the Term Loan Credit Facility through the first quarter of 2025. These interest rate cap agreements qualify for hedge accounting treatment and, accordingly, we recorded the fair value of the agreements as an asset and the change in fair value within accumulated other comprehensive loss during the period in which the change occurs. Due to the cessation of the LIBOR interest rate on June 30, 2023, we amended the interest rate cap agreements during the second quarter of 2023 to establish a 5.317% upper limit on the SOFR interest rate in order to align with the conversion to a SOFR-based rate for the underlying Term Loan Credit Facility. We elected to apply the practical expedient under ASU 2020-04 and continued to apply hedge accounting treatment until September 2023, when we dedesignated the interest rate cap in connection with the refinancing of our Term Loan Credit Facility (See Note 7, “Debt”), the impact of which was immaterial.

Ingram Micro Holding Corporation has requested confidential treatment of this registration statement and associated correspondence pursuant to Rule 83 of the Securities and Exchange Commission.

**INGRAM MICRO HOLDING CORPORATION**  
**NOTES TO CONSOLIDATED FINANCIAL STATEMENTS**  
(Amounts in thousands, except share, unit and per share data)

The notional amounts and fair values of derivative instruments in our Consolidated Balance Sheets are as follows:

	Notional Amounts <sup>(1)</sup>		Fair Value	
	December 31, 2022 (Successor)	December 30, 2023 (Successor)	December 31, 2022 (Successor)	December 30, 2023 (Successor)
Derivatives not receiving hedge accounting treatment recorded in:				
Other current assets:				
Foreign exchange contracts	\$ 558,974	\$ 515,691	\$ 5,170	\$ 1,805
Interest rate cap	—	1,099,807	—	707
Other <sup>(2)</sup>	1,265	1,265	6,917	8,758
Other assets:				
Interest rate cap	—	275,193	—	177
Accrued expenses and other:				
Foreign exchange contracts	1,187,413	1,162,669	(17,139)	(11,416)
Total	<u>\$ 1,747,652</u>	<u>\$ 3,054,625</u>	<u>\$ (5,052)</u>	<u>\$ 31</u>

- (1) Notional amounts represent the gross amount of foreign currency bought or sold at maturity for foreign exchange contracts.  
(2) Related to a convertible note receivable derivative.

Ingram Micro Holding Corporation has requested confidential treatment of this registration statement and associated correspondence pursuant to Rule 83 of the Securities and Exchange Commission.

**INGRAM MICRO HOLDING CORPORATION**  
**NOTES TO CONSOLIDATED FINANCIAL STATEMENTS**  
**(Amounts in thousands, except share, unit and per share data)**

The amount recognized in earnings from our derivative instruments not receiving hedge accounting treatment, including ineffectiveness, is recorded in net foreign currency exchange (gain) loss as follows and is largely offset by the change in fair value of the underlying hedged assets or liabilities:

	Location of (gain) loss in income	Predecessor Period from January 3, 2021 to July 2, 2021	Successor Period from July 3, 2021 to January 1, 2022	Successor Fiscal Year Ended 2022	Successor Fiscal Year Ended 2023
<b>Derivative instruments not qualifying as cash flow hedges:</b>					
	Net foreign currency exchange (gain) loss	(33,637)	(21,500)	30,310	43,096
Net loss (gain) recognized in earnings	Interest expense	—	—	—	5,211
<b>Derivative instruments qualifying as hedging instruments:</b>					
Gain recognized in accumulated other comprehensive income		—	—	—	(1,188)
Gain reclassified from accumulated other comprehensive income to interest expense	Interest expense	—	—	—	(349)

There were no material gain or loss amounts excluded from the assessment of effectiveness. We report our derivatives at fair value as either assets or liabilities within our Consolidated Balance Sheets. See Note 14, "Fair Value Measurements", for information on derivative fair values recorded on our Consolidated Balance Sheets for the periods presented.

**Note 14 — Fair Value Measurements**

Our assets and liabilities carried at fair value are classified and disclosed in one of the following three categories: Level 1 — quoted market prices in active markets for identical assets and liabilities; Level 2 — observable market-based inputs or unobservable inputs that are corroborated by market data; and Level 3 — unobservable inputs that are not corroborated by market data.

Ingram Micro Holding Corporation has requested confidential treatment of this registration statement and associated correspondence pursuant to Rule 83 of the Securities and Exchange Commission.

**INGRAM MICRO HOLDING CORPORATION**  
**NOTES TO CONSOLIDATED FINANCIAL STATEMENTS**  
(Amounts in thousands, except share, unit and per share data)

As of December 31, 2022, our assets and liabilities measured at fair value on a recurring basis are categorized in the table below:

	December 31, 2022 (Successor)			
	Total	Level 1	Level 2	Level 3
<b>Assets:</b>				
Derivative assets	\$12,087	\$ —	\$12,087	\$ —
Investments held in Rabbi Trust	70,432	70,432	—	—
Total assets at fair value	<u>\$82,519</u>	<u>\$70,432</u>	<u>\$12,087</u>	<u>\$ —</u>
<b>Liabilities:</b>				
Derivative liabilities	\$17,139	\$ —	\$17,139	\$ —
Contingent consideration	4,307	—	—	4,307
Total liabilities at fair value	<u>\$21,446</u>	<u>\$ —</u>	<u>\$17,139</u>	<u>\$4,307</u>

As of December 30, 2023, our assets and liabilities measured at fair value on a recurring basis are categorized in the table below:

	December 30, 2023 (Successor)			
	Total	Level 1	Level 2	Level 3
<b>Assets:</b>				
Derivative assets	\$10,563	\$ —	\$10,563	\$ —
Interest rate cap	884	—	884	—
Investments held in Rabbi Trust	82,498	82,498	—	—
Total assets at fair value	<u>\$93,945</u>	<u>\$82,498</u>	<u>\$11,447</u>	<u>\$ —</u>
<b>Liabilities:</b>				
Derivative liabilities	\$11,416	\$ —	\$11,416	\$ —
Contingent consideration	4,391	—	—	4,391
Total liabilities at fair value	<u>\$15,807</u>	<u>\$ —</u>	<u>\$11,416</u>	<u>\$4,391</u>

The fair value of the cash equivalents approximated its carrying value and the gain or loss on the marketable trading securities was recognized in the Consolidated Statements of Income to reflect these investments at fair value.

Our senior secured notes due in 2029 and Term Loan Credit Facility are stated at amortized cost, and their respective fair values were determined based on Level 2 criteria. The fair values and carrying values of these notes are shown in the tables below:

	Carrying Value	December 31, 2022 (Successor)			
		Fair Value			
		Total	Level 1	Level 2	Level 3
<b>Liabilities:</b>					
Senior secured notes, 4.75% due 2029	\$ 1,955,732	\$ 1,735,000	\$ —	\$ 1,735,000	\$ —
Term loan credit facility	1,907,741	1,940,450	—	1,940,450	—
	<u>\$ 3,863,473</u>	<u>\$ 3,675,450</u>	<u>\$ —</u>	<u>\$ 3,675,450</u>	<u>\$ —</u>

Ingram Micro Holding Corporation has requested confidential treatment of this registration statement and associated correspondence pursuant to Rule 83 of the Securities and Exchange Commission.

**INGRAM MICRO HOLDING CORPORATION**  
**NOTES TO CONSOLIDATED FINANCIAL STATEMENTS**  
(Amounts in thousands, except share, unit and per share data)

	December 30, 2023 (Successor)				
	Carrying Value	Fair Value			
		Total	Level 1	Level 2	Level 3
<b>Liabilities:</b>					
Senior secured notes, 4.75% due 2029	\$ 1,962,750	\$ 1,875,000	\$ —	\$ 1,875,000	\$ —
Term loan credit facility	1,362,487	1,402,950	—	1,402,950	—
	<u>\$ 3,325,237</u>	<u>\$ 3,277,950</u>	<u>\$ —</u>	<u>\$ 3,277,950</u>	<u>\$ —</u>

The carrying amounts of our trade accounts receivable, accounts payable and accrued expenses and other approximate fair value because of the short maturity of these items. Our ABL Credit Facilities and European revolving trade accounts receivable-backed financing program bear interest at variable rates based on designated local reference rates and commercial paper rates, respectively, plus a predetermined fixed margin. The interest rates of our revolving unsecured credit facilities and other debt are dependent upon the local short-term bank indicator rate for a particular currency, which also resets regularly. The carrying amounts of all these facilities approximate their fair value because of the revolving nature of the borrowings and because the all-in rate (consisting of variable rates and fixed margin) adjusts regularly to reflect current market rates with appropriate consideration for our credit profile.

**Note 15 — Employee Benefit Plans**

Our U.S.-based employee savings benefit plans permit eligible employees to make contributions up to certain limits, which are matched by us at stipulated percentages. Our contributions charged to expense were \$7,844, \$6,762, \$12,901 and \$11,589 in the Predecessor Period from January 3, 2021 to July 2, 2021 and the Successor Periods from July 3, 2021 to January 1, 2022, the Fiscal Year Ended 2022 (Successor) and the Fiscal Year Ended 2023 (Successor), respectively.

***Deferred Compensation Plan***

During 2017, we established a non-qualified deferred compensation plan (“NQDC”) that provides certain key officers and employees the ability to defer a portion of their compensation until a later date. The assets are held in a “Rabbi Trust” which invests in various mutual funds as directed by the plan participants. The Rabbi Trust is intended to be used as a source of funds to match respective funding obligations to participants. The assets of the trust are subject to the claims of our creditors in the event that we become insolvent. The assets and liabilities of the plan are recorded within other assets and other liabilities, respectively, in the Consolidated Balance Sheets. Changes in the deferred compensation balance are recorded to compensation expense and reflected within SG&A expenses of our Consolidated Statements of Income. For amounts currently held on the Consolidated Balance Sheets, see Note 14, “Fair Value Measurements”.

***Self-Insurance***

In 2020, we began to self-insure coverage for certain U.S. employee medical claims. Amounts accrued for such medical insurance coverage aggregates to \$8,467 and \$7,051 as of December 31, 2022 and December 30, 2023, respectively, and are classified within accrued expenses and other on the Consolidated Balance Sheet.

Ingram Micro Holding Corporation has requested confidential treatment of this registration statement and associated correspondence pursuant to Rule 83 of the Securities and Exchange Commission.

**INGRAM MICRO HOLDING CORPORATION**  
**NOTES TO CONSOLIDATED FINANCIAL STATEMENTS**  
**(Amounts in thousands, except share, unit and per share data)**

**Note 16 — Stockholders' Equity**

Following Imola Mergers, our certificate of incorporation authorizes us to issue 30,000 shares of Class A common stock and 300 shares of Class B common stock, of which 26,382 and 198, respectively, were issued and outstanding as of December 30, 2023. The rights of the holders of Class A and Class B common stock are identical except for voting rights. Under the Former Parent of Ingram Micro Inc., our certificate of incorporation authorized us to issue 500 shares, of which 100 were issued and outstanding prior to the Imola Mergers.

***Dividends Paid to Stockholders***

During the Predecessor Period from January 3, 2021 to July 2, 2021, the Board of Directors approved and paid cash dividends totaling \$215,182, which were paid to the stockholder of record, GCL Investment Holdings Inc., a subsidiary of HNA Tech. During the Fiscal Year Ended 2022 (Successor), we paid a cash dividend of \$1,750,000 to Platinum from the proceeds of the CLS Sale. In addition, we paid a cash dividend of \$3,697 to the Aptec Saudi minority interest stockholders of record for the Fiscal Year Ended 2022 (Successor). In the Fiscal Year Ended 2023 (Successor), we paid \$9,909 to the Aptec Saudi minority interest stockholders of record, as well as \$553 to the Aptec Turkey minority interest stockholders of record.

**Note 17 — Related Party Transactions**

In connection with the Imola Mergers, we entered into a Corporate Advisory Services Agreement (the "CASA") with Platinum Equity Advisors, LLC ("Platinum Advisors"), an entity affiliated with Platinum, pursuant to which Platinum Advisors provides corporate and advisory services to us. The Company will incur an annual fee of \$25,000, plus expenses incurred by Platinum Advisors in rendering such services. For the Successor Periods from July 3, 2021 to January 1, 2022, the Fiscal Year Ended 2022 and the Fiscal Year Ended 2023, we incurred fees and expenses of \$16,665, \$51,767 and \$26,927, respectively, under the CASA. These amounts have been included within SG&A expenses within the Consolidated Statements of Income.

In July 2021, we issued loans to management for approximately \$7,000 in connection with their participation as non-material limited partners in the Imola Mergers. The loans were fully repaid on April 7, 2022.

In October 2021, we entered into an executive transition agreement with our former CEO and current Executive Chairman which, subject to certain terms, resulted in payments totaling \$27,800 in 2022. During the Successor Periods from July 3, 2021 to January 1, 2022 and the Fiscal Year Ended 2022, we recognized \$9,400 and \$18,683, respectively, of expense related to this agreement.

In March 2022, we repaid in full a loan of approximately \$19,805 due to an entity affiliated with Platinum that was issued in connection with the Imola Mergers.

**Note 18 — Quarterly Information (Unaudited)**

During the second quarter of 2023, we identified the following four errors, identified as (1a), (1b), (1c), and (1d) below, related to an error in the accounting for and presentation of certain of our trade accounts receivable factoring programs:

(1a) errors in the accounting for and presentation of certain programs located in EMEA that contained a deferred purchase price ("DPP"). As the trade receivables are sold on a non-recourse basis and have met the derecognition and sale accounting criteria under ASC 860, the entire amount of trade receivables sold on the date of sale should have been derecognized from the Consolidated Balance Sheets, with the DPP portion of the

**Ingram Micro Holding Corporation has requested confidential treatment of this registration statement and associated correspondence pursuant to Rule 83 of the Securities and Exchange Commission.**

**INGRAM MICRO HOLDING CORPORATION  
NOTES TO CONSOLIDATED FINANCIAL STATEMENTS  
(Amounts in thousands, except share, unit and per share data)**

receivables sold and recognized as an other current asset on our Consolidated Balance Sheets. We had been incorrectly derecognizing the portion of trade receivables sold upon payment of the DPP. In addition, the DPP should have been disclosed as a non-cash investing activity on the date of sale and the cash proceeds from the payment of the DPP should have been presented as an investing activity in our Consolidated Statements of Cash Flows instead of an operating activity where it was incorrectly recorded;

(1b) errors in the accounting for and presentation of the servicing of our sold trade receivables in certain of our factoring programs, whereby we collect cash payments from our customers on behalf of the financial institutions. These obligations were previously incorrectly recorded as a contra-asset within trade accounts receivable or within accounts payable on the Consolidated Balance Sheets with the net change in unremitted cash collections presented within operating activities on the Consolidated Statement of Cash Flows. Unremitted amounts have been corrected to be presented within accrued expenses and other on the Consolidated Balance Sheets with the net change in unremitted cash collections presented within financing activities on the Consolidated Statement of Cash Flows;

(1c) errors in the accounting for and presentation of two programs in EMEA, that upon further review of the arrangement due to the misstatements discussed in (1a) and (1b) above, were determined not to have met the criteria for derecognition and sale accounting under ASC 860. As such, amounts have been restated to present these programs as short-term borrowings, for which the borrowings and repayments are presented net within financing activities on the Consolidated Statement of Cash Flows; and

(1d) errors in the accounting for and presentation of upfront payments from a financial institution related to one program in EMEA that should have been accounted for as financing transactions, as the activity did not qualify for derecognition and sale accounting under the factoring program.

In addition, identified in the tables below and footnoted with a (2) are immaterial errors that were corrected and restated in accordance with ASC 250.

Upon identification of the errors in the second quarter of 2023, management determined that these errors in aggregate were cumulatively material to the previously issued financial statements and determined it appropriate to restate the Unaudited Condensed Consolidated Statement of Cash Flows for the Thirteen Weeks Ended April 1, 2023 (Successor) and the Unaudited Condensed Consolidated Balance Sheet as of April 1, 2023 (Successor). As the Unaudited Condensed Consolidated Financial Statements have not been reissued and will not be reissued until the financial statements are presented in connection with the corresponding 2024 interim period, the impacts of the restatement on the Unaudited Condensed Consolidated Balance Sheet and the Unaudited Condensed Consolidated Statement of Cash Flows as of and for the thirteen weeks ended April 1, 2023 have been presented below.

Furthermore, as more fully described in Note 2, "Significant Accounting Policies", in the fourth quarter of 2023 we identified errors related to the gross versus net presentation of our multi-period software licenses within our Consolidated Balance Sheet as of December 31, 2022 and interim periods within 2023. Management has evaluated and concluded the impact of these errors is not material to any of our previously issued interim unaudited condensed consolidated financial statements. However, because we are presenting the tables below related to the errors identified in the second quarter of 2023, we have added in the table below the impact of these errors related to multi-period software licenses on our Unaudited Condensed Consolidated Balance Sheet and Statement of Cash Flows as of and for the quarter ended April 1, 2023, as footnoted with a (3). Previously issued



Ingram Micro Holding Corporation has requested confidential treatment of this registration statement and associated correspondence pursuant to Rule 83 of the Securities and Exchange Commission.

**INGRAM MICRO HOLDING CORPORATION**  
**NOTES TO CONSOLIDATED FINANCIAL STATEMENTS**  
(Amounts in thousands, except share, unit and per share data)

Unaudited Condensed Consolidated Balance Sheets and Statements of Cash Flows as of and for the twenty-six weeks ended July 1, 2023 and as of and for the thirty-nine weeks ended September 30, 2023, will be revised to correct for these errors when presented in future filings.

	April 1, 2023 (Successor)		
	As Previously Reported	Adjustments	As Restated
<b>Condensed Consolidated Balance Sheet:</b>			
Cash and cash equivalents	\$ 1,470,427	\$ (1,563)	\$ 1,468,864
Trade accounts receivable (less allowances of \$157,375)	\$ 8,303,662	\$ (75,190)	\$ 8,228,472
		\$ (34,537) (1a)	
		\$ 380 (1b)	
		\$ 67,915 (1c)	
		\$ (108,948) (3)	
Other current assets	\$ 985,649	\$ (262,132)	\$ 723,517
		\$ 34,537 (1a)	
		\$ 1,563 (2)	
		\$ (298,232) (3)	
<b>Total current assets</b>	\$15,648,632	\$ (338,885)	\$15,309,747
Other assets	\$ 423,329	\$ (21,989) (3)	\$ 401,340
<b>Total assets</b>	\$18,640,763	\$ (360,874)	\$18,279,889
Accounts payable	\$ 9,066,974	\$ (126,538)	\$ 8,940,436
		\$ (6,133) (1b)	
		\$ (120,405) (3)	
Accrued expenses and other	\$ 1,400,942	\$ (277,262)	\$ 1,123,680
		\$ 6,513 (1b)	
		\$ (283,775) (3)	
Short-term debt and current maturities of long-term debt	\$ 132,788	\$ 67,915 (1c)	\$ 200,703
<b>Total current liabilities</b>	\$10,700,542	\$ (335,885)	\$10,364,657
Other liabilities	\$ 251,762	\$ (24,989) (3)	\$ 226,773
<b>Total liabilities</b>	\$15,454,113	\$ (360,874)	\$15,093,239
<b>Total liabilities and stockholders' equity</b>	\$18,640,763	\$ (360,874)	\$18,279,889

Ingram Micro Holding Corporation has requested confidential treatment of this registration statement and associated correspondence pursuant to Rule 83 of the Securities and Exchange Commission.

**INGRAM MICRO HOLDING CORPORATION**  
**NOTES TO CONSOLIDATED FINANCIAL STATEMENTS**  
(Amounts in thousands, except share, unit and per share data)

	Thirteen Weeks Ended April 1, 2023 (Successor)		
	As Previously Reported	Adjustments	As Restated
<b>Condensed Consolidated Statement of Cash Flow</b>			
<b>Cash Flow from Operating Activities:</b>			
Changes in operating assets and liabilities, net of effects of acquisitions:			
Trade accounts receivable	\$ 599,020	\$ (31,569)	\$ 567,451
		\$ (41,459) (1a)	
		\$ 19,632 (1b)	
		\$ (25,725) (1c)	
		\$ 16,408 (1d)	
		\$ 58 (2)	
		\$ (483) (3)	
Other assets	\$ (208,322)	\$ 193,265	\$ (15,057)
		\$ 2,196 (1a)	
		\$ (88) (2)	
		191,157 (3)	
Accounts payable	\$ (794,899)	\$ (1,235)	\$ (796,134)
		\$ 7,806 (1b)	
		\$ (9,041) (3)	
Accrued Expenses and other	\$ 169,824	\$ (181,633) (3)	\$ (11,809)
<b>Cash provided by operating activities</b>	<b>\$ 188,773</b>	<b>\$ (21,172)</b>	<b>\$ 167,601</b>
<b>Cash flows from investing activities</b>			
Proceeds from deferred purchase price of factored receivables	\$ —	\$ 39,263	\$ 39,263
<b>Cash used in investing activities</b>	<b>\$ (57,850)</b>	<b>\$ 39,263</b>	<b>\$ (18,587)</b>
<b>Cash flows from financing activities</b>			
Change in unremitted cash collections from servicing factored receivables	\$ —	\$ (27,438) (1b)	\$ (27,438)
Net proceeds (repayments) from revolving and other credit facilities	\$ (21,207)	\$ 9,317	\$ (11,890)
		\$ 25,725 (1c)	
		\$ (16,408) (1d)	
<b>Cash used in financing activities</b>	<b>\$ (27,278)</b>	<b>\$ (18,121)</b>	<b>\$ (45,399)</b>
Effect of exchange rate changes on cash and cash equivalents	\$ 45,170	\$ (58)	\$ 45,112
<b>Increase in cash and cash equivalents</b>	<b>\$ 148,815</b>	<b>\$ (88)</b>	<b>\$ 148,727</b>
<b>Cash and cash equivalents at beginning of period</b>	<b>\$ 1,321,612</b>	<b>\$ (1,475)</b>	<b>\$1,320,137</b>
<b>Cash and cash equivalents at end of period</b>	<b>\$ 1,470,427</b>	<b>\$ (1,563)</b>	<b>\$1,468,864</b>
<b>Supplemental disclosure of non-cash investing and financing information:</b>			
Amounts obtained as a beneficial interest in exchange for transferring trade receivables in factoring arrangements	\$ —	\$ 36,892 (1a)	\$ 36,892

**Note 19 — Subsequent Events**

As a result of continued market challenges, in February 2024, we began communicating further actions to be taken under our existing global restructuring plan initiated in July 2023, which will result in organizational and

**Ingram Micro Holding Corporation has requested confidential treatment of this registration statement and associated correspondence pursuant to Rule 83 of the Securities and Exchange Commission.**

**INGRAM MICRO HOLDING CORPORATION  
NOTES TO CONSOLIDATED FINANCIAL STATEMENTS  
(Amounts in thousands, except share, unit and per share data)**

staffing changes, including an additional headcount reduction of approximately 525 employees. We currently expect to complete the majority of this restructuring plan by the end of 2024, with total pre-tax expenses related primarily to severance costs expected to range from \$24,000 to \$28,000.

We have evaluated the impact of subsequent events of Ingram Micro through March 13, 2024, the date the consolidated financial statements were available to be issued, and have determined that no additional subsequent events required disclosure in the consolidated financial statements.

Ingram Micro Holding Corporation has requested confidential treatment of this registration statement and associated correspondence pursuant to Rule 83 of the Securities and Exchange Commission.

**INGRAM MICRO HOLDING CORPORATION**  
**NOTES TO CONSOLIDATED FINANCIAL STATEMENTS**  
(Amounts in thousands, except share, unit and per share data)

**SCHEDULE II — VALUATION AND QUALIFYING ACCOUNTS**  
(In 000s)

Description	Balance at Beginning of Year	Charged to Costs and Expenses	Deductions	Other(*)	Held for Sale	Balance at End of Year
<b>Allowance for doubtful accounts:</b>						
2023 (Successor)	\$ 140,328	58,197	(31,591)	(3,207)	—	\$ 163,727
2022 (Successor)	143,311	26,804	(27,706)	(2,081)	—	140,328
Period from July 3, 2021 to January 1, 2022 (Successor)	141,606	24,239	(16,377)	(3,976)	(2,181)	143,311
Period from January 3, 2021 to July 2, 2021 (Predecessor)	143,646	38,089	(17,758)	(22,371)	—	141,606
<b>Allowance for sales returns:</b>						
2023 (Successor)	\$ 23,424	6,106	(11,073)	459	—	\$ 18,916
2022 (Successor)	20,753	52,407	(50,117)	381	—	23,424
Period from July 3, 2021 to January 1, 2022 (Successor)	18,919	98,472	(96,505)	(133)	—	20,753
Period from January 3, 2021 to July 2, 2021 (Predecessor)	17,048	75,391	(73,433)	(87)	—	18,919

(\*) "Other" includes recoveries, acquisitions, and the effect of fluctuation in foreign currency.

---

[Table of Contents](#)

Through and including the 25th day after the date of this prospectus, all dealers that effect transactions in these shares of our Common Stock, whether or not participating in this offering, may be required to deliver a prospectus. This is in addition to the dealers' obligations to deliver a prospectus when acting as underwriters and with respect to their unsold allotments or subscriptions.



**Common Stock**

**Morgan Stanley**

BofA Securities

BNP PARIBAS Guggenheim Securities

**Goldman Sachs & Co. LLC**

Deutsche Bank Securities

Loop Capital Markets

Raymond James

Evercore ISI

Rothschild & Co

**J.P. Morgan**

Jefferies

Stifel William Blair

---

**PRELIMINARY PROSPECTUS**

---

, 2024

# Leader in Technology and Cloud Distribution

Ships  
**1.1B+**  
Units / Year

We Believe  
We Have the Ability  
to Serve Nearly  
**90%**  
of the Global  
Population

## Environmental | Social | Governance

Committed to goals of Zero Waste, Zero GHG Emissions, and Zero Injuries Resulting in Lost Time in our operations by 2030

Our anti-bribery management systems have been verified by Ethisphere to meet the requirements of ISO 37001


Completed second full Scope 3 emissions inventory and third materiality assessment

Scored 95% on Human Rights Campaign's Corporate Equality Index in 2023





**1500+** global companies and the emerging leaders of tomorrow trust us with their brands.



## INGRAM MICRO XVANTAGE™


**Ingram Micro's digital twin. Revolutionizing the IT ecosystem. A personalized, intuitive and fully automated digital platform for the way we do business.**

Enabling seamless interactions and transactions between associates, customers and vendor partners

AI-driven insights leveraging 40+ years of actionable data on business opportunities

20 intelligent engines creating a fully digital buying experience

# UNIVERSITY





**INCRAM** MICRO<sup>®</sup>

Ingram Micro Holding Corporation has requested confidential treatment of this registration statement and associated correspondence pursuant to Rule 83 of the Securities and Exchange Commission.

**PART II  
INFORMATION NOT REQUIRED IN PROSPECTUS**

**Item 13. Other Expenses of Issuance and Distribution.**

The following table sets forth all of the costs and expenses, other than underwriting discounts, payable in connection with the sale of the shares of Common Stock being registered hereby. Except as otherwise noted, the Company will pay all of the costs and expenses set forth in the following table. All amounts shown below are estimates, except the SEC registration fee, the Financial Industry Regulatory Authority ("FINRA"), filing fee and the stock exchange listing fee:

	<u>Amount</u>
SEC registration fee	*
FINRA filing fee	*
Stock exchange listing fee	*
Printing fees	*
Legal fees and expenses	*
Accounting fees and expenses	*
Transfer agent and registrar fees	*
Miscellaneous expenses	*
<b>Total</b>	<b>*</b>

\* To be completed by amendment.

**Item 14. Indemnification of Directors and Officers.**

Section 102(b)(7) of the DGCL allows a corporation to eliminate the personal liability of a director or certain officers to the corporation or its stockholders for monetary damages for breach of fiduciary duty as a director or officer, except for liability for (1) a director or officer for any breach of the director's or officer's duty of loyalty to the corporation or its stockholders, (2) a director or officer for acts or omissions not in good faith or which involve intentional misconduct or a knowing violation of law, (3) a director or officer for any transaction from which the director or officer derived an improper personal benefit, (4) a director under Section 174 of the DGCL (regarding, among other things, the payment of unlawful dividends or unlawful stock purchases or redemptions) or (5) an officer in any action by or in the right of the corporation. Our amended and restated certificate of incorporation will contain a provision which eliminates directors' and officers' personal liability for monetary damages to the fullest extent permitted by the DGCL.

Our amended and restated certificate of incorporation and amended and restated bylaws will provide in effect that we shall indemnify our directors and officers to the extent permitted by the DGCL. Section 145 of the DGCL provides that a Delaware corporation has the power to indemnify its directors, officers, associates and agents in certain circumstances. Subsection (a) of Section 145 of the DGCL empowers a corporation to indemnify any director, officer, employee or agent, or former director, officer, employee or agent, who was or is a party, or is threatened to be made a party to any threatened, pending or completed action, suit or proceeding, whether civil, criminal, administrative or investigative (other than an action by or in the right of the corporation), against expenses (including attorneys' fees), judgments, fines and amounts paid in settlement actually and reasonably incurred in connection with such action, suit or proceeding, provided that such director, officer, employee or agent acted in good faith and in a manner he or she reasonably believed to be in, or not opposed to, the best interests of the corporation and, with respect to any criminal action or proceeding, provided that such director, officer, employee or agent had no reasonable cause to believe that his or her conduct was unlawful.

Subsection (b) of Section 145 of the DGCL empowers a corporation to indemnify any director, officer, employee or agent, or former director, officer, employee or agent, who was or is a party or is threatened to be made a party to any threatened, pending or completed action or suit by or in the right of the corporation to

**Ingram Micro Holding Corporation has requested confidential treatment of this registration statement and associated correspondence pursuant to Rule 83 of the Securities and Exchange Commission.**

procure a judgment in its favor by reason of the fact that such person acted in any of the capacities set forth above, against expenses (including attorneys' fees) actually and reasonably incurred in connection with the defense or settlement of such action or suit provided that such person acted in good faith and in a manner he or she reasonably believed to be in or not opposed to the best interests of the corporation, except that no indemnification may be made in respect of any claim, issue or matter as to which such person shall have been adjudged to be liable to the corporation unless and only to the extent that the Court of Chancery or the court in which such action was brought shall determine that despite the adjudication of liability such person is fairly and reasonably entitled to indemnity for such expenses which the court shall deem proper.

Section 145 further provides that to the extent that a director or officer or employee of a corporation has been successful in the defense of any action, suit or proceeding referred to in subsections (a) and (b) of Section 145 or in the defense of any claim, issue or matter therein, he or she shall be indemnified against expenses (including attorneys' fees) actually and reasonably incurred by him or her in connection therewith; that indemnification provided by Section 145 shall not be deemed exclusive of any other rights to which the party seeking indemnification may be entitled; and the corporation is empowered to purchase and maintain insurance on behalf of a director, officer, employee or agent of the corporation against any liability asserted against him or her or incurred by him or her in any such capacity or arising out of his or her status as such whether or not the corporation would have the power to indemnify him or her against such liabilities under Section 145; and that, unless indemnification is ordered by a court, the determination that indemnification under subsections (a) and (b) of Section 145 is proper because the director, officer, employee or agent has met the applicable standard of conduct under such subsections shall be made by (1) a majority vote of the directors who are not parties to such action, suit or proceeding, even though less than a quorum, (2) by a committee of such directors designated by majority vote of such directors, even though less than a quorum, (3) if there are no such directors, or if such directors so direct, by independent legal counsel in a written opinion or (4) by the stockholders.

We expect to maintain standard policies of insurance that provide coverage (1) to our directors and officers against loss arising from claims made by reason of breach of duty or other wrongful act and (2) to us with respect to indemnification payments that we may make to such directors and officers. In addition, prior to the completion of this offering, we expect to enter into indemnification agreements with each of our directors and officers. These indemnification agreements may require us, among other things, to indemnify each such director or officer, to the fullest extent permissible under Delaware law, against liabilities and for certain expenses, including attorneys' fees, judgments, fines and settlement amounts incurred by such director or officer in any action or proceeding arising out of his or her service as one of our directors or officers. Insofar as indemnification for liabilities arising under the Securities Act may be permitted to directors, we have been informed that in the opinion of the SEC such indemnification is against public policy and is therefore unenforceable.

The underwriting agreement provides for indemnification by the underwriters of us and our officers and directors, and by us of the underwriters for certain liabilities arising under the Securities Act or otherwise in connection with this offering.

**Item 15. Recent Sales of Securities.**

Since January 1, 2021, the registrant has issued the following securities which were not registered under the Securities Act:

- On October 8, 2021, the registrant issued 132.7 shares of Class B non-voting common stock to certain of its officers and associates in exchange for cash in an aggregate amount equal to \$5,858,333 and promissory notes in an aggregate principal amount of approximately \$7,411,667. Such promissory notes have been repaid in full.
- On October 8, 2021, the registrant issued 65.3536 shares of Class B non-voting common stock to certain other officers and associates for aggregate consideration of approximately \$6,535,358.

**Ingram Micro Holding Corporation has requested confidential treatment of this registration statement and associated correspondence pursuant to Rule 83 of the Securities and Exchange Commission.**

- On July 1, 2021, the registrant issued a promissory note with an aggregate principal amount of \$20,000,000 to Imola JV Holdings, L.P. On October 5, 2021, the parties agreed to capitalize a portion of the outstanding balance of such promissory note and we issued 1.94642 shares of Class A voting common stock in exchange for the discharge and cancellation of an aggregate amount equal to \$194,642 of the outstanding balance of such promissory note. On March 7, 2022, such promissory note was paid off in full and terminated.

The issuances of such shares of Common Stock were not registered under the Securities Act, because the shares were offered and sold in transactions by the issuer not involving any public offering exempt from registration under Section 4(a)(2) of the Securities Act.

**Item 16. Exhibits and Financial Statement Schedules.**

(a) Exhibits.

See the Exhibit Index immediately preceding the signature pages hereto, which is incorporated by reference as if fully set forth herein.

(b) Financial Statement Schedules.

See accompanying Index to Financial Statements.

**Item 17. Undertakings.**

The undersigned Company hereby undertakes to provide to the underwriters at the closing specified in the underwriting agreement certificates in such denominations and registered in such names as required by the underwriters to permit prompt delivery to each purchaser.

Insofar as indemnification for liabilities arising under the Securities Act may be permitted to directors, officers and controlling persons of the Company pursuant to the foregoing provisions, or otherwise, the Company has been advised that in the opinion of the Securities and Exchange Commission such indemnification is against public policy as expressed in the Securities Act and is, therefore, unenforceable. In the event that a claim for indemnification against such liabilities (other than the payment by the Company of expenses incurred or paid by a director, officer or controlling person of the Company in the successful defense of any action, suit or proceeding) is asserted by such director, officer or controlling person in connection with the securities being registered, the Company will, unless in the opinion of its counsel the matter has been settled by controlling precedent, submit to a court of appropriate jurisdiction the question of whether such indemnification by it is against public policy as expressed in the Securities Act and will be governed by the final adjudication of such issue.

The undersigned Company hereby undertakes that:

(1) For purposes of determining any liability under the Securities Act, the information omitted from the form of prospectus filed as part of this registration statement in reliance upon Rule 430A and contained in a form of prospectus filed by the Company pursuant to Rule 424(b)(1) or (4) or 497(h) under the Securities Act shall be deemed to be part of this registration statement as of the time it was declared effective.

(2) For the purpose of determining any liability under the Securities Act, each post-effective amendment that contains a form of prospectus shall be deemed to be a new registration statement relating to the securities offered therein, and the offering of such securities at that time shall be deemed to be the initial bona fide offering thereof.

**Ingram Micro Holding Corporation has requested confidential treatment of this registration statement and associated correspondence pursuant to Rule 83 of the Securities and Exchange Commission.**

**EXHIBIT INDEX**

<b>Exhibit Number</b>	<b>Description</b>
1.1*	Form of Underwriting Agreement.
3.1+	Form of Second Amended and Restated Certificate of Incorporation of Ingram Micro Holding Corporation, to be in effect upon the closing of this offering.
3.2+	Form of Amended and Restated Bylaws of Ingram Micro Holding Corporation, to be in effect upon the closing of this offering.
4.1**+	Indenture, dated as of April 22, 2021, by and between Imola Merger Corporation, the Guarantors (as such term is defined therein), and the Bank of New York Mellon Trust Company, N.A., as trustee and notes collateral agent, together with the form of senior secured note.
4.2+	First Supplemental Indenture, dated as of July 2, 2021, by and among Ingram Micro Inc., Imola Acquisition Corporation, and the other Guarantors party thereto from time to time and The Bank of New York Mellon Trust Company, N.A.
5.1*	Opinion of Willkie Farr & Gallagher LLP.
10.1+	Form of Investor Rights Agreement.
10.2**+	ABL Credit Agreement, dated as of July 2, 2021, by and among Imola Acquisition Corporation, Ingram Micro Inc., the borrowers therein, various lenders and issuing banks, and JP Morgan Chase Bank, N.A.
10.2.1+	Amendment No. 1 to the ABL Credit Agreement, dated as of August 12, 2021, by and among Imola Acquisition Corporation, Ingram Micro Inc., the borrowers therein, and JP Morgan Chase Bank, N.A.
10.2.2+	Amendment No. 2 to the ABL Credit Agreement, dated as of May 30, 2023, by and among Imola Acquisition Corporation, Ingram Micro Inc., the other credit parties party thereto, lenders and issuing banks party thereto, and JPMorgan Chase Bank, N.A.
10.3**+	Term Loan Credit Agreement, dated as of July 2021, by and among Imola Acquisition Corporation, Ingram Micro Inc., JP Morgan Chase Bank, N.A., and the lenders, agents and other parties thereto.
10.3.1+	Amendment No. 1 to the Term Loan Credit Agreement, dated as of June 23, 2023, by JPMorgan Chase Bank, N.A.
10.3.2+	Amendment No. 2 to the Term Loan Credit Agreement, dated as of September 27, 2023, by JPMorgan Chase Bank, N.A.
10.4	Form of Indemnification Agreement for Officers and Directors.
10.5*†	2024 Stock Incentive Plan, and the forms of award thereunder.
10.6†	Third Amended and Restated Transition Agreement, effective as of December 30, 2023, by and between Alain Monié and Ingram Micro Inc.
10.7†+	Letter agreement with Paul Bay, dated December 22, 2021.
10.8†+	Supplemental Investment Savings Plan (conformed copy incorporating all amendments through January 1, 2019).
10.9†	Executive Change in Control Severance Plan.
10.10†+	Executive Officer Severance Policy.
10.11†+	Executive Incentive Program.

---

[Table of Contents](#)

**Ingram Micro Holding Corporation has requested confidential treatment of this registration statement and associated correspondence pursuant to Rule 83 of the Securities and Exchange Commission.**

21.1	Subsidiaries of the Company.
23.1*	Consent of PricewaterhouseCoopers LLP.
23.2*	Consent of Willkie Farr & Gallagher LLP (included as part of Exhibit 5.1).
24.1+	Power of Attorney (included on signature pages to this Registration Statement).
99.1+	Consent of Felicia Alvaro to be named as a director nominee.
99.2+	Consent of Paul Bay to be named as a director nominee.
99.3+	Consent of Anne Chow to be named as a director nominee.
99.4+	Consent of Christian Cook to be named as a director nominee.
99.5+	Consent of Tracey Doi to be named as a director nominee.
99.6+	Consent of Bryan Kelln to be named as a director nominee.
99.7+	Consent of Jacob Kotzubei to be named as a director nominee.
99.8+	Consent of Matthew Louie to be named as a director nominee.
99.9+	Consent of Alain Monié to be named as a director nominee.
99.10	Consent of Eric Worley to be named as a director nominee.
107*	Filing Fee Table.

+ Previously filed.

\* To be filed by amendment.

\*\* Certain schedules and/or exhibits have been omitted. The Company agrees to furnish a supplemental copy of any omitted schedule or attachment to the SEC upon request.

† Indicates management contract or compensatory plan, contract or arrangement.

**Ingram Micro Holding Corporation has requested confidential treatment of this registration statement and associated correspondence pursuant to Rule 83 of the Securities and Exchange Commission.**

**SIGNATURES**

Pursuant to the requirements of the Securities Act of 1933, as amended, the Company has duly caused this registration statement to be signed on its behalf by the undersigned, thereunto duly authorized, in \_\_\_\_\_, on \_\_\_\_\_, 2024.

INGRAM MICRO HOLDING CORPORATION

By: \_\_\_\_\_  
Name:  
Title:

**POWER OF ATTORNEY**

The undersigned directors and officers of Ingram Micro Holding Corporation hereby appoint each of \_\_\_\_\_, and \_\_\_\_\_, as attorney-in-fact for the undersigned, with full power of substitution and resubstitution, for and in the name, place and stead of the undersigned, to sign and file with the Securities and Exchange Commission under the Securities Act of 1933 any and all amendments (including post-effective amendments) and exhibits to this registration statement on Form S-1 (or any other registration statement for the same offering that is to be effective upon filing pursuant to Rule 462(b) under the Securities Act of 1933) and any and all applications and other documents to be filed with the Securities and Exchange Commission pertaining to the registration of the securities covered hereby, with full power and authority to do and perform any and all acts and things whatsoever requisite and necessary or desirable, hereby ratifying and confirming all that said attorney-in-fact, or his substitute or substitutes, may lawfully do or cause to be done by virtue hereof.

Pursuant to the requirements of the Securities Act of 1933, as amended, this registration statement has been signed by the following persons in the capacities indicated on \_\_\_\_\_, 2024:

<u>Signatures</u>	<u>Title</u>
_____	
Paul Bay	Chief Executive Officer (principal executive officer)
_____	
Michael Zilis	Executive Vice President and Chief Financial Officer (principal financial officer)
_____	
Cari Hornstein	Senior Vice President, Controller and Chief Accounting Officer (principal accounting officer)
_____	
Mary Ann Sigler	Director

**INDEMNIFICATION AND ADVANCEMENT AGREEMENT**

This Indemnification and Advancement Agreement (“Agreement”) is made as of [•], [•] (the “Effective Date”) by and between Ingram Micro Holding Corporation, a Delaware corporation (the “Company”), and [•] (“Indemnitee”). This Agreement supersedes and replaces any and all previous Agreements between the Company and Indemnitee covering indemnification and advancement of expenses.

**RECITALS**

WHEREAS, the Board of Directors of the Company (the “Board”) believes that highly competent persons have become more reluctant to serve publicly-held corporations as directors, officers, or in other capacities unless they are provided with adequate protection through insurance or adequate indemnification and advancement of expenses against risks of claims and actions against them arising out of their service to and activities on behalf of the corporation;

WHEREAS, the Board has determined that, in order to attract and retain qualified individuals, the Company will attempt to maintain on an ongoing basis, at its sole expense, liability insurance to protect persons serving the Company and its subsidiaries from certain liabilities. Although the furnishing of such insurance has been a customary and widespread practice among United States-based corporations and other business enterprises, the Company believes that, given current market conditions and trends, such insurance may be available to it in the future only at higher premiums and with more exclusions. At the same time, directors, officers, and other persons in service to corporations or business enterprises are being increasingly subjected to expensive and time-consuming litigation relating to, among other things, matters that traditionally would have been brought only against the Company or business enterprise itself. The Company’s Bylaws and Certificate of Incorporation require indemnification of the officers and directors of the Company. Indemnitee may also be entitled to indemnification pursuant to the General Corporation Law of the State of Delaware (the “DGCL”). The Bylaws, the Certificate of Incorporation, and the DGCL expressly provide that the indemnification provisions set forth therein are not exclusive, and thereby contemplate that contracts may be entered into between the Company and its directors, officers, and other persons with respect to indemnification and advancement of expenses;

WHEREAS, the uncertainties relating to such insurance, to indemnification, and to advancement of expenses may increase the difficulty of attracting and retaining such persons;

WHEREAS, the Board has determined that the increased difficulty in attracting and retaining such persons is detrimental to the best interests of the Company and its stockholders and that the Company should act to assure such persons that there will be increased certainty of such protection in the future;

WHEREAS, it is reasonable, prudent and necessary for the Company contractually to obligate itself to indemnify, and to advance expenses on behalf of, such persons to the fullest extent permitted by applicable law so that they will serve or continue to serve the Company free from undue concern that they will not be so indemnified;

WHEREAS, this Agreement is a supplement to, and in furtherance of, the Bylaws, the Certificate of Incorporation and any resolutions adopted pursuant thereto, as well as any rights of



Indemnitee under any directors' and officers' liability insurance policy, and is not a substitute therefor, and does not diminish or abrogate any rights of Indemnitee thereunder; and

WHEREAS, Indemnitee does not regard the protection available under the Bylaws, the Certificate of Incorporation, and available insurance as adequate in the present circumstances, and may not be willing to serve or continue to serve as a director or officer without adequate additional protection, and the Company desires Indemnitee to serve or continue to serve in such capacity. Indemnitee is willing to serve, continue to serve and to take on additional service for or on behalf of the Company on the condition that Indemnitee be so indemnified and be advanced expenses.

NOW, THEREFORE, in consideration of the premises and the covenants contained herein, the Company and Indemnitee do hereby covenant and agree as follows:

Section 1. Services to the Company. Indemnitee agrees to serve or continue to serve as a director or officer of the Company. Indemnitee may at any time and for any reason resign from such position (subject to any other contractual obligation or any obligation imposed by operation of law). This Agreement does not create any obligation on the Company to continue Indemnitee in such position and is not an employment contract between the Company (or any of its subsidiaries or any Enterprise) and Indemnitee.

Section 2. Definitions. As used in this Agreement:

(a) "Agent" means any person who is authorized by the Company, a Sponsor Entity or an Enterprise to act for or represent the interests of the Company, a Sponsor Entity or an Enterprise, respectively.

(b) A "Change in Control" occurs upon the earliest to occur after the date of this Agreement of any of the following events:

i. Acquisition of Stock by Third Party. Any Person (as defined below) or "group" (as such term is used in Sections 13(d) and 14(d) of the Exchange Act) is or becomes, without prior approval of the Board, the Beneficial Owner (as defined below), directly or indirectly, of securities of the Company representing fifteen percent (15%) or more of the combined voting power of the Company's then outstanding securities unless the change in relative beneficial ownership of the Company's securities by any Person or group results solely from a reduction in the aggregate number of outstanding shares of securities entitled to vote generally in the election of directors;

ii. Change in Board of Directors. During any period of two (2) consecutive years (not including any period prior to the execution of this Agreement), individuals who at the beginning of such period constitute the Board, and any new director (other than a director designated by a person who has entered into an agreement with the Company to effect a transaction described in Sections 2(b)(i), 2(b)(iii) or 2(b)(iv) of this Agreement) whose election by the Board or nomination for election by the Company's stockholders was approved by a vote of at least two-thirds of the directors then still in office who either were directors at the beginning of the period or whose election or nomination for election was previously so approved, cease for any reason to constitute at least a majority of the members of the Board;

iii. Corporate Transactions. The effective date of a merger or consolidation of the Company with any other entity, other than a merger or consolidation which would result in the voting securities of the Company outstanding immediately prior to such merger or consolidation continuing to represent (either by remaining outstanding or by being converted into voting securities of the surviving entity) more than 50% of the combined voting power of the voting securities of the surviving entity outstanding immediately after such merger or consolidation and with the power to elect at least a majority of the board of directors or other governing body of such surviving entity;

iv. Liquidation. The approval by the stockholders of the Company of a complete liquidation of the Company or an agreement for the sale or disposition by the Company of all or substantially all of the Company's assets (whether in a single transaction or series of related transactions); and

v. Other Events. There occurs any other event of a nature that would be required to be reported in response to Item 6(e) of Schedule 14A of Regulation 14A (or a response to any similar item on any similar schedule or form) promulgated under the Exchange Act (as defined below), whether or not the Company is then subject to such reporting requirement.

vi. For purposes of this Section 2(b), the following terms have the following meanings:

- 1 "Person" has the meaning as set forth in Sections 13(d) and 14(d) of the Exchange Act; provided, however, that Person excludes (i) the Company, (ii) any trustee or other fiduciary holding securities under an employee benefit plan of the Company, and (iii) any entity owned, directly or indirectly, by the stockholders of the Company in substantially the same proportions as their ownership of stock of the Company.
- 2 "Beneficial Owner" has the meaning given to such term in Rule 13d-3 under the Exchange Act; provided, however, that Beneficial Owner excludes any Person otherwise becoming a Beneficial Owner by reason of the stockholders of the Company approving a merger of the Company with another entity.

(c) "Corporate Status" describes the status of a person who is or was acting as a director, officer, employee, or Agent of the Company or an Enterprise.

(d) "Disinterested Director" means a director of the Company who is not and was not a party to the Proceeding in respect of which indemnification is sought by Indemnitee.

(e) "Enterprise" means any other corporation, limited liability company, partnership, joint venture, trust, employee benefit plan or other entity for which Indemnitee is or was serving at the request of the Company as a director, officer, employee, or Agent.

---

(f) "Exchange Act" means the Securities Exchange Act of 1934, as amended from time to time.

(g) "Expenses" includes all direct and indirect costs (including all attorneys' fees, retainers, court costs, transcript costs, fees and other costs of experts and other professionals, witness fees, travel expenses, duplicating costs, printing and binding costs, telephone charges, postage, delivery service fees, any federal, state, local or foreign taxes imposed on Indemnitee as a result of the actual or deemed receipt of any payments under this Agreement, excise taxes and penalties under the Employee Retirement Income Security Act of 1974, as amended, and all other disbursements, obligations, or expenses) reasonably incurred in connection with prosecuting, defending, preparing to prosecute or defend, investigating, being or preparing to be a witness in, or otherwise participating in, a Proceeding. Expenses also include (i) Expenses incurred in connection with any appeal resulting from any Proceeding, including without limitation the premium, security for, and other costs relating to any cost bond, supersedeas bond, or other appeal bond or its equivalent, and (ii) Expenses incurred by Indemnitee in connection with the interpretation, enforcement, or defense of Indemnitee's rights under this Agreement, the Company's Bylaws or Certificate of Incorporation, applicable law or otherwise, by litigation or otherwise. Expenses, however, do not include amounts paid in settlement by Indemnitee or the amount of judgments or fines against Indemnitee in connection with any Proceeding.

(h) "Independent Counsel" means a law firm, or a member of a law firm, that is experienced in matters of corporation law and neither presently is, nor in the five years prior to its selection or appointment has been, retained to represent: (i) the Company, Indemnitee, or a Sponsor Entity in any matter material to either such party (other than with respect to matters concerning the Indemnitee under this Agreement, or of other indemnitees under similar indemnification agreements) or (ii) any other party to the Proceeding giving rise to a claim for indemnification hereunder. Notwithstanding the foregoing, the term "Independent Counsel" does not include any person who, under the applicable standards of professional conduct then prevailing, would have a conflict of interest in representing either the Company or Indemnitee in an action to determine Indemnitee's rights under this Agreement. The Company agrees to pay the reasonable fees and expenses of the Independent Counsel.

(i) "Liabilities" means any losses or liabilities, including any judgments, fines, excise taxes, penalties, and amounts paid in settlement, arising out of or in connection with any Proceeding (including all interest, assessments, and other charges paid or payable in connection with or in respect of any such judgments, fines, excise taxes, penalties, and amounts paid in settlement).

(j) "Proceeding" includes any threatened, pending or completed action, suit, claim, counterclaim, cross claim, arbitration, mediation, alternate dispute resolution mechanism, investigation, inquiry, administrative hearing, or any other actual, threatened or completed proceeding, whether brought in the right of the Company or otherwise and whether of a civil, criminal, administrative, legislative, regulatory, or investigative (formal or informal) nature, including any appeal therefrom, and whether instituted by or on behalf of the Company or any other party, in which Indemnitee or a Sponsor Entity was, is, or will be involved as a party, potential party, non-party witness, or otherwise by reason of Indemnitee's Corporate Status or by reason of any action taken by Indemnitee (or a failure to take action by Indemnitee) or of any

action (or failure to act) on Indemnitee's part while acting pursuant to Indemnitee's Corporate Status, in each case whether or not serving in such capacity at the time any liability or Expense is incurred for which indemnification, reimbursement, or advancement of Expenses can be provided under this Agreement. A Proceeding also includes a situation the Indemnitee believes in good faith may lead to, or culminate in, the institution of a Proceeding.

(k) "Sponsor Entities" means Platinum Equity LLC and its subsidiaries, affiliates, and related entities.

(l) For purposes of this Agreement:

i. References to "Company" shall include, in addition to the resulting or surviving corporation, any constituent corporation (including any constituent of a constituent) absorbed in a consolidation or merger which, if its separate existence had continued, would have had power and authority to indemnify its directors, officers, employees or agents, so that if Indemnitee is or was a director, officer, employee, or Agent of such constituent corporation or is or was serving at the request of such constituent corporation as a director, officer, employee, or Agent of another corporation, partnership, joint venture, trust or other enterprise, then Indemnitee shall stand in the same position under the provisions of this Agreement with respect to the resulting or surviving corporation as Indemnitee would have with respect to such constituent corporation if its separate existence had continued.

ii. Reference to "including" shall mean "including, without limitation," regardless of whether the words "without limitation" actually appear.

Section 3. Indemnity in Third-Party Proceedings. The Company will indemnify Indemnitee and hold Indemnitee harmless from and against any and all Expenses and Liabilities in accordance with the provisions of this Section 3 to the fullest extent permitted by applicable law, in either case actually and reasonably incurred by Indemnitee or on Indemnitee's behalf in connection with any Proceeding (other than a Proceeding by or in the right of the Company to procure a judgment in its favor) or any claim, issue, or matter therein, if Indemnitee acted in good faith and in a manner Indemnitee reasonably believed to be in or not opposed to the best interests of the Company and, in the case of a criminal Proceeding, had no reasonable cause to believe that Indemnitee's conduct was unlawful. The Company's indemnification obligations set forth in this Section 3 and Section 4 shall apply (i) in respect of Indemnitee's past, present and future service in any Corporate Status, and (ii) regardless of whether Indemnitee is serving in any Corporate Status at the time any such Expense or Liability is incurred. For purposes of this Agreement, the meaning of the phrase "to the fullest extent permitted by applicable law" shall include (i) to the fullest extent permitted by any provision of the DGCL, or the corresponding provision of any successor statute, and (ii) to the fullest extent authorized or permitted by any amendments to or replacements of the DGCL adopted after the date of this Agreement that increases the extent to which a corporation may indemnify its officers, directors, employees and Agents.

Section 4. Indemnity in Proceedings by or in the Right of the Company. The Company will indemnify Indemnitee and hold Indemnitee harmless from and against any and all Expenses and Liabilities in accordance with the provisions of this Section 4 to the fullest extent permitted by applicable law, in either case actually and reasonably incurred by Indemnitee or on

Indemnitee's behalf in connection with any Proceeding by or in the right of the Company to procure a judgment in its favor or any claim, issue or matter therein, if Indemnitee acted in good faith and in a manner Indemnitee reasonably believed to be in, or not opposed to, the best interests of the Company. The Company will not indemnify Indemnitee for Expenses under this Section 4 related to any claim, issue, or matter in a Proceeding for which Indemnitee has been finally adjudged by a court to be liable to the Company, unless, and only to the extent that, the Court of Chancery of the state of Delaware (the "Delaware Court") or any court in which the Proceeding was brought determines upon application that, despite the adjudication of liability but in view of all the circumstances of the case, Indemnitee is fairly and reasonably entitled to indemnification for such Expenses.

Section 5. Indemnification for Expenses of a Party Who is Wholly or Partly Successful. To the fullest extent permitted by applicable law, the Company will indemnify Indemnitee against all Expenses actually and reasonably incurred by Indemnitee in connection with any Proceeding to the extent that Indemnitee is successful, on the merits or otherwise. If Indemnitee is not wholly successful in such Proceeding but is successful, on the merits or otherwise, as to one or more but less than all claims, issues, or matters in such Proceeding, the Company will indemnify Indemnitee against all Expenses actually and reasonably incurred by Indemnitee or on Indemnitee's behalf in connection with or related to each successfully resolved claim, issue or matter to the fullest extent permitted by law. For purposes of this Section 5 and without limitation, the termination of any claim, issue, or matter in such a Proceeding by dismissal, with or without prejudice, will be deemed to be a successful result as to such claim, issue, or matter.

Section 6. Indemnification for Expenses of a Witness. To the fullest extent permitted by applicable law, the Company will indemnify Indemnitee against all Expenses actually and reasonably incurred by Indemnitee or on Indemnitee's behalf in connection with any Proceeding to which Indemnitee is not a party but to which Indemnitee is a witness, deponent, interviewee, or otherwise asked to participate or provide information.

Section 7. Partial Indemnification. If Indemnitee is entitled under any provision of this Agreement to indemnification by the Company for some or a portion of Expenses, but not, however, for the total amount thereof, the Company will indemnify Indemnitee for the portion thereof to which Indemnitee is entitled.

Section 8. Additional Indemnification. Notwithstanding any limitation in Sections 3, 4, or 5 of this Agreement, the Company will indemnify Indemnitee to the fullest extent permitted by applicable law (including but not limited to, the DGCL and any amendments to or replacements of the DGCL adopted after the date of this Agreement that expand the Company's ability to indemnify its officers, directors, employees or Agents) if Indemnitee is a party to, or threatened to be made a party to, any Proceeding (including a Proceeding by or in the right of the Company to procure a judgment in its favor).

Section 9. Exclusions. Notwithstanding any provision in this Agreement, the Company is not obligated under this Agreement to indemnify Indemnitee for:

(a) any amount actually paid to Indemnitee under any insurance policy or other indemnity provision, except to the extent provided in Section 15(b) of this Agreement and except

with respect to any excess beyond the amount paid under any insurance policy or other indemnity provision;

(b) an accounting of profits made from the purchase and sale (or sale and purchase) by Indemnitee of securities of the Company within the meaning of Section 16(b) of the Exchange Act or similar provisions of state statutory law or common law;

(c) reimbursement of the Company by the Indemnitee of any bonus or other incentive-based or equity-based compensation or of any profits realized by the Indemnitee from the sale of securities of the Company, as required in each case under the Exchange Act (including any such reimbursements that arise from an accounting restatement of the Company pursuant to Section 304 of the Sarbanes-Oxley Act of 2002 (the "Sarbanes-Oxley Act"), or the payment to the Company of profits arising from the purchase and sale by Indemnitee of securities in violation of Section 306 of the Sarbanes-Oxley Act);

(d) reimbursement of the Company by Indemnitee of any compensation repaid to the Company pursuant to (i) any compensation recoupment or clawback policy that was adopted prior to the Effective Date by the Board or the compensation committee of the Board, or (ii) any portion of a compensation recoupment or clawback policy that is adopted after the Effective Date by the Board or the compensation committee of the Board specifically to comply with applicable laws, regulations, or stock exchange listing requirements (with the limitation pursuant to this Section 9(d)(ii) limited to compensation amounts repaid pursuant only to those provisions of such policy that are required to be adopted by such applicable laws, regulations, or requirements); or

(e) any Proceeding initiated by Indemnitee (other than any cross-claim or counterclaim asserted by the Indemnitee that is indemnifiable under applicable law and is related to a Proceeding not initiated by Indemnitee), including any Proceeding (or any part of any Proceeding) initiated by Indemnitee against the Company or its directors, officers, employees or other indemnitees, unless (i) the Proceeding or part of any Proceeding is to enforce Indemnitee's rights to indemnification or advancement of Expenses, including a Proceeding (or any part of any Proceeding) initiated pursuant to Section 14 of this Agreement, (ii) the Board authorized the Proceeding (or any part of any Proceeding) prior to its initiation, or (iii) the Company provides the indemnification, in its sole discretion, pursuant to the powers vested in the Company under applicable law.

#### Section 10. Advances of Expenses.

(a) The Company will advance, to the extent not prohibited by law, the Expenses incurred by Indemnitee in connection with: (i) any Proceeding (or any part of any Proceeding) not initiated by Indemnitee, including any cross-claim or counterclaim asserted by the Indemnitee that is indemnifiable under applicable law and is related to a Proceeding not initiated by Indemnitee; or (ii) any Proceeding (or any part of any Proceeding) initiated by Indemnitee if (1) the Proceeding or part of any Proceeding is to enforce Indemnitee's rights to indemnification or advancement of Expenses, including a proceeding initiated pursuant to Section 14 of this Agreement, or (2) the Board authorized the Proceeding (or any part of any Proceeding) prior to its initiation.

(b) The Company will advance any such Expenses within thirty (30) days after the receipt by the Company of a statement or statements requesting such advances from time to time, whether prior to or after final disposition of any Proceeding. Indemnitee will not be required to provide any documentation or information to the extent that the provision thereof would undermine or otherwise jeopardize attorney-client privilege.

(c) Advances will be unsecured and interest free. Indemnitee hereby undertakes to repay any amounts so advanced (without interest) to the extent that it is ultimately determined that Indemnitee is not entitled to be indemnified by the Company for such Expenses. No other form of undertaking is required other than the execution of this Agreement. The Company will make advances without regard to Indemnitee's ability to repay the Expenses and without regard to Indemnitee's ultimate entitlement to indemnification under the other provisions of this Agreement.

Section 11. Procedure for Notification of Claim for Indemnification or Advancement.

(a) Indemnitee will notify the Company in writing of any Proceeding with respect to which Indemnitee intends to seek indemnification or advancement of Expenses hereunder as soon as reasonably practicable following the receipt by Indemnitee of written notice thereof. Indemnitee will include in the written notification to the Company a description of the nature of the Proceeding and the facts underlying the Proceeding and provide such documentation and information as is reasonably requested by the Company and available to Indemnitee and is reasonably necessary to determine whether and to what extent Indemnitee is entitled to indemnification following the final disposition of such Proceeding. Indemnitee's failure to notify the Company will not relieve the Company from any obligation it may have to Indemnitee under this Agreement or otherwise, and any delay in so notifying the Company will not constitute a waiver by Indemnitee of any rights under this Agreement. The Secretary of the Company will, promptly upon receipt of such a request for indemnification or advancement, advise the Board in writing that Indemnitee has requested indemnification or advancement.

(b) The Company will be entitled to participate in the Proceeding at its own expense.

Section 12. Procedure Upon Application for Indemnification.

(a) Where there has been a written request for indemnification pursuant to Section 10(a), unless a Change in Control has occurred, the determination of Indemnitee's entitlement to indemnification will be made as soon as is reasonably practicable (but in any event not later than 60 days) after final disposition of the relevant Proceeding:

- i. by a majority vote of the Disinterested Directors, even though less than a quorum of the Board;
- ii. by a committee of Disinterested Directors designated by a majority vote of the Disinterested Directors, even though less than a quorum of the Board; or
- iii. if there are no such Disinterested Directors or, if such Disinterested Directors so direct, by written opinion provided by Independent Counsel selected by the Board.

(b) If a Change in Control has occurred, the determination of Indemnitee's entitlement to indemnification will be made as soon as is reasonably practicable (but in any event not later than 60 days) after final disposition of the relevant Proceeding by written opinion provided by Independent Counsel selected by Indemnitee (unless Indemnitee requests such selection be made by the Board).

(c) The party selecting Independent Counsel pursuant to subsection (a)(iii) or (b) of this Section 12 will provide written notice of the selection to the other party. The notified party may, within ten (10) days after receiving written notice of the selection of Independent Counsel, deliver to the selecting party a written objection to such selection; provided, however, that such objection may be asserted only on the ground that the Independent Counsel so selected does not meet the requirements of "Independent Counsel" as defined in Section 2 of this Agreement, and the objection will set forth with particularity the factual basis of such assertion. Absent a proper and timely objection, the person so selected will act as Independent Counsel. If such written objection is so made and substantiated, the Independent Counsel so selected may not serve as Independent Counsel unless and until such objection is withdrawn or the Delaware Court has determined that such objection is without merit. If, within thirty (30) days after the later of submission by Indemnitee of a written request for indemnification pursuant to Section 11(a) of this Agreement and the final disposition of the Proceeding, Independent Counsel has not been selected or, if selected, any objection to such selection has not been resolved, either the Company or Indemnitee may petition the Delaware Court for resolution of any objection made by the Company or Indemnitee to the other's selection of Independent Counsel and/or for the appointment as Independent Counsel of a person selected by such court or by such other person as such court designates. Upon the due commencement of any judicial proceeding or arbitration pursuant to Section 14(a) of this Agreement, Independent Counsel will be discharged and relieved of any further responsibility in such capacity (subject to the applicable standards of professional conduct then prevailing).

(d) Indemnitee will reasonably cooperate with the person, persons or entity making the determination with respect to Indemnitee's entitlement to indemnification, including providing to such person, persons, or entity upon reasonable advance request any documentation or information which is not privileged or otherwise protected from disclosure and which is reasonably available to Indemnitee and reasonably necessary to such determination. The Company will advance and pay any Expenses incurred by Indemnitee in so cooperating with the person, persons or entity making the indemnification determination irrespective of the determination as to Indemnitee's entitlement to indemnification and the Company hereby indemnifies and agrees to hold Indemnitee harmless therefrom. The Company promptly will advise Indemnitee in writing of the determination that Indemnitee is or is not entitled to indemnification, including a description of any reason or basis for which indemnification has been denied and providing a copy of any written opinion provided to the Board by Independent Counsel.

(e) If it is determined that Indemnitee is entitled to indemnification, the Company will make payment to Indemnitee within ten (10) days after such determination.

Section 13. Presumptions and Effect of Certain Proceedings.



(a) In making a determination with respect to entitlement to indemnification under this Agreement, the person, persons, or entity making such determination will, to the fullest extent not prohibited by law, presume Indemnitee is entitled to indemnification under this Agreement if Indemnitee has submitted a request for indemnification in accordance with Section 11(a) of this Agreement, and the Company will, to the fullest extent not prohibited by law, have the burden of proof to overcome that presumption. Neither the failure of the Company (including by its directors or Independent Counsel) to have made a determination prior to the commencement of any action pursuant to this Agreement that indemnification is proper under the circumstances because Indemnitee has met the applicable standard of conduct, nor an actual determination by the Company (including by its directors or Independent Counsel) that Indemnitee has not met such applicable standard of conduct, will be a defense to the action or create a presumption that Indemnitee has not met the applicable standard of conduct.

(b) If the determination of the Indemnitee's entitlement to indemnification has not been made pursuant to Section 12 of this Agreement within sixty (60) days after the later of (i) receipt by the Company of Indemnitee's request for indemnification pursuant to Section 11(a) of this Agreement and (ii) the final disposition of the Proceeding for which Indemnitee requested Indemnification (the "Determination Period"), the requisite determination of entitlement to indemnification will, to the fullest extent not prohibited by law, be deemed to have been made and Indemnitee will be entitled to such indemnification absent (i) a misstatement by Indemnitee of a material fact, or an omission of a material fact necessary to make Indemnitee's statement not materially misleading, in connection with the request for indemnification or (ii) a prohibition of such indemnification under applicable law. The Determination Period may be extended for a reasonable time, not to exceed an additional thirty (30) days, if the person, persons or entity making the determination with respect to entitlement to indemnification in good faith requires such additional time for the obtaining or evaluating of documentation and/or information relating thereto.

(c) The termination of any Proceeding or of any claim, issue, or matter therein by judgment, order, settlement or conviction, or upon a plea of nolo contendere or its equivalent, will not (except as otherwise expressly provided in this Agreement) of itself adversely affect the right of Indemnitee to indemnification or create a presumption that Indemnitee did not act in good faith and in a manner which Indemnitee reasonably believed to be in or not opposed to the best interests of the Company or, with respect to any criminal Proceeding, that Indemnitee had reasonable cause to believe that Indemnitee's conduct was unlawful.

(d) For purposes of any determination of good faith, Indemnitee will be deemed to have acted in good faith if Indemnitee acted based on (i) the records or books of account of the Company, its subsidiaries, a Sponsor Entity or an Enterprise, including financial statements, (ii) information supplied to Indemnitee by the directors or officers of the Company, its subsidiaries, a Sponsor Entity or an Enterprise in the course of their duties, (iii) the advice of legal counsel for the Company, its subsidiaries, a Sponsor Entity or an Enterprise or (iv) information or records given or reports made to the Company, a Sponsor Entity or an Enterprise by an independent certified public accountant or by an appraiser, financial advisor or other expert selected with reasonable care by or on behalf of the Company, its subsidiaries, a Sponsor Entity or an Enterprise. Further, Indemnitee will be deemed to have acted in a manner "not opposed to the best interests of the Company," as referred to in this Agreement if Indemnitee acted in good faith and in a manner

---

Indemnitee reasonably believed to be in the best interests of the participants and beneficiaries of an employee benefit plan. The provisions of this Section 13(d) are not exclusive and do not limit in any way the other circumstances in which the Indemnitee may be deemed to have met the applicable standard of conduct set forth in this Agreement.

(e) The knowledge and/or actions, or failure to act, of any other person affiliated with the Company, a Sponsor Entity or an Enterprise (including, but not limited to, a director, officer, trustee, partner, managing member, Agent or employee) may not be imputed to Indemnitee for purposes of determining Indemnitee's right to indemnification under this Agreement.

Section 14. Remedies of Indemnitee.

(a) Indemnitee may commence litigation against the Company in the Delaware Court to obtain indemnification or advancement of Expenses provided by this Agreement in the event that (i) a determination is made pursuant to Section 12 of this Agreement that Indemnitee is not entitled to indemnification under this Agreement, (ii) the Company does not timely advance Expenses pursuant to Section 10 of this Agreement, (iii) the determination of entitlement to indemnification is not made pursuant to Section 12 of this Agreement within the Determination Period, (iv) the Company does not indemnify Indemnitee pursuant to Section 5 or 6 or the second to last sentence of Section 12(d) of this Agreement within thirty (30) days after receipt by the Company of a written request therefor, (v) the Company does not indemnify Indemnitee pursuant to Section 3, 4, 7, or 8 of this Agreement within ten (10) days after a determination has been made that Indemnitee is entitled to indemnification, (vi) a contribution payment is not made in a timely manner pursuant to Section 23, or (vii) in the event that the Company or any other person takes or threatens to take any action to declare this Agreement void or unenforceable, or institutes any litigation or other action or Proceeding designed to deny, or to recover from, the Indemnitee the benefits provided or intended to be provided to the Indemnitee hereunder. The Company will not oppose Indemnitee's right to seek any such adjudication.

(b) If a determination is made pursuant to Section 12 of this Agreement that Indemnitee is not entitled to indemnification, any judicial proceeding commenced pursuant to this Section 14 will be conducted in all respects as a *de novo* trial on the merits and Indemnitee may not be prejudiced by reason of that adverse determination. In any judicial proceeding commenced pursuant to this Section 14 the Company will have the burden of proving Indemnitee is not entitled to indemnification or advancement of Expenses, as the case may be, and will not introduce evidence of the determination made pursuant to Section 12 of this Agreement. If Indemnitee commences a judicial proceeding pursuant to this Section 14, Indemnitee shall not be required to reimburse the Company for any advances pursuant to this Agreement until a final determination is made with respect to Indemnitee's entitlement to indemnification (as to which all rights of appeal have been exhausted or lapsed).

(c) If a determination is made pursuant to Section 12 of this Agreement that Indemnitee is entitled to indemnification, the Company will be bound by such determination in any judicial proceeding commenced pursuant to this Section 14 unless (i) Indemnitee made a misstatement of a material fact, or an omission of a material fact necessary to make Indemnitee's

statement not materially misleading, in connection with Indemnitees' request for indemnification, or (ii) the Company is prohibited from indemnifying Indemnitee under applicable law.

(d) The Company is, to the fullest extent not prohibited by law, precluded from asserting in any judicial proceeding commenced pursuant to this Section 14 that the procedures and presumptions of this Agreement are not valid, binding, or enforceable and will stipulate in any such court that the Company is bound by all the provisions of this Agreement.

(e) It is the intent of the Company that, to the fullest extent permitted by law, the Indemnitee not be required to incur legal fees or other Expenses associated with the interpretation, enforcement, or defense of Indemnitee's rights under this Agreement, by litigation or otherwise, because the cost and expense thereof would substantially detract from the benefits intended to be extended to the Indemnitee under this Agreement. The Company, to the fullest extent permitted by law, will (within thirty (30) days after receipt by the Company of a written request therefor) advance to Indemnitee such Expenses which are incurred by Indemnitee in connection with a Proceeding concerning this Agreement, Indemnitee's other rights to indemnification or advancement of Expenses from the Company, or otherwise for the enforcement, interpretation or defense of Indemnitee's rights under this Agreement or any other agreement with the Company or the Company's Bylaws or Certificate of Incorporation now or hereinafter in effect, or concerning any directors' and officers' liability insurance policies maintained by the Company, and will indemnify Indemnitee against any and all such Expenses unless the court determines that the Company is prohibited by law from indemnifying Indemnitee for such Expenses.

Section 15. Non-exclusivity; Survival of Rights; Insurance; Subrogation.

(a) The indemnification, contribution and advancement of Expenses provided by this Agreement are not exclusive of any other rights to which Indemnitee may at any time be entitled under applicable law, the Certificate of Incorporation, the Bylaws, any agreement, a vote of stockholders, a resolution of the board of directors, or otherwise. The indemnification, contribution and advancement of Expenses provided by this Agreement may not be limited or restricted by any amendment, alteration or repeal of this Agreement in any way with respect to any action taken or omitted by Indemnitee in Indemnitee's Corporate Status occurring prior to any amendment, alteration or repeal of this Agreement. To the extent that a change in Delaware law, whether by statute or judicial decision, permits greater contribution, indemnification or advancement of Expenses than would be afforded currently under the Bylaws, the Certificate of Incorporation, or this Agreement, it is the intent of the parties hereto that Indemnitee enjoy by this Agreement the greater benefits so afforded by such change. No right or remedy herein conferred is intended to be exclusive of any other right or remedy, and every other right and remedy is cumulative and in addition to every other right and remedy given hereunder or now or hereafter existing at law or in equity or otherwise. The assertion or employment of any right or remedy hereunder, or otherwise, will not prevent the concurrent assertion or employment of any other right or remedy.

(b) The Company hereby acknowledges that Indemnitee may have certain rights to indemnification, advancement of Expenses and/or insurance provided by one or more other Persons with whom or which Indemnitee may be associated (including, without limitation, any Sponsor Entities). The relationship between the Company and such other Persons, other than

---

an Enterprise, with respect to Indemnitee's rights to indemnification, advancement of Expenses, and insurance is described by this subsection, subject to the provisions of subsection (c) of this Section 15 with respect to a Proceeding concerning Indemnitee's Corporate Status with an Enterprise.

i. The Company hereby acknowledges and agrees:

1) the Company's obligations to Indemnitee are primary and any obligation of any other Persons, other than an Enterprise, are secondary (i.e., the Company is the indemnitor of first resort) with respect to any request for indemnification or advancement of Expenses made pursuant to this Agreement concerning any Proceeding;

2) the Company is primarily liable for all indemnification or advancement of Expenses obligations for any Proceeding, whether created by law, the Bylaws, the Certificate of Incorporation, contract (including this Agreement) or otherwise;

3) any obligation of any other Persons with whom or which Indemnitee may be associated (including, without limitation, any Sponsor Entities) to indemnify Indemnitee and/or advance Expenses to Indemnitee in respect of any proceeding are secondary to the Company's obligations;

4) the Company will indemnify Indemnitee and advance Expenses to Indemnitee hereunder to the fullest extent provided herein without regard to any rights Indemnitee may have against any other Person with whom or which Indemnitee may be associated (including, any Sponsor Entities) or an insurer of any such Person; and

ii. The Company irrevocably waives, relinquishes and releases (A) any other Person with whom or which Indemnitee may be associated (including, without limitation, any Sponsor Entities) from any claim of contribution, subrogation, reimbursement, exoneration or indemnification, or any other recovery of any kind in respect of amounts paid by the Company to Indemnitee pursuant to this Agreement and (B) any right to participate in any claim or remedy of Indemnitee against any Person (including, without limitation, any Sponsor Entities), whether or not such claim, remedy or right arises in equity or under contract, statute or common law, including, without limitation, the right to take or receive from any Person (including, without limitation, any Sponsor Entities), directly or indirectly, in cash or other property or by set-off or in any other manner, payment or security on account of such claim, remedy or right.

iii. In the event any other Person with whom or which Indemnitee may be associated (including, without limitation, any Sponsor Entities) or their insurers advances or extinguishes any liability or loss for Indemnitee, the payor has a right of subrogation against the Company or its insurers for all amounts so paid which would otherwise be payable by the Company or its insurers under this Agreement. In no event will payment by any other Person with whom or which Indemnitee may be associated (including, without limitation, any Sponsor Entities) or their insurers affect the obligations of the Company hereunder or shift primary liability for the Company's obligation to indemnify or advance Expenses to any other Person with whom or which Indemnitee may be associated (including, without limitation, any Sponsor Entities).

iv. Any indemnification or advancement of Expenses provided by any other Person with whom or which Indemnitee may be associated (including, without limitation, any Sponsor Entities) is specifically in excess over the Company's obligation to indemnify and advance Expenses or any valid and collectible insurance (including but not limited to any malpractice insurance or professional errors and omissions insurance) provided by the Company.

v. The Company will indemnify and advance expense incurred by a Sponsor Entity that is or is threatened to be made a party to or a participant in any Proceeding to the same extent as Indemnitee. The Company and Indemnitee agree that each Sponsor Entity is an express third-party beneficiary of the terms of this Section 15.

vi. The Company shall obtain and maintain a policy or policies of insurance with reputable insurance companies providing liability insurance for directors and officers of the Company in their capacities as such (and for any capacity in which any director or officer of the Company serves any other Enterprise at the request of the Company), in respect of acts or omissions occurring while serving in such capacity. If, at the time of the receipt of a notice of a claim pursuant to this Agreement, the Company has director and officer liability insurance in effect, the Company will give prompt notice of such claim or of the commencement of a Proceeding, as the case may be, to the insurers in accordance with the procedures set forth in the respective policies. The Company will thereafter take all necessary or desirable action to cause such insurers to pay, on behalf of Indemnitee, all amounts payable as a result of such Proceeding in accordance with the terms of such policies; provided that the failure or refusal of any such insurer to pay any such amount shall not affect or impair the obligations of the Company under this Agreement. Indemnitee agrees to assist the Company's efforts to cause the insurers to pay such amounts and will comply with the terms of such policies, including selection of approved panel counsel, if required, provided that any Expenses incurred by Indemnitee in connection therewith shall constitute Expenses for purposes of Section 14(e). Upon request by the Indemnitee, the Company will provide to the Indemnitee copies of all such policies maintained by the Company.

(c) The Company's obligation to indemnify or advance Expenses hereunder to Indemnitee for any Proceeding concerning Indemnitee's Corporate Status with an Enterprise will be reduced by any amount Indemnitee has actually received as indemnification or advancement of Expenses from such Enterprise. The Company and Indemnitee intend that any such Enterprise (and its insurers) be the indemnitor of first resort with respect to indemnification and advancement of Expenses for any Proceeding related to or arising from Indemnitee's Corporate Status with such Enterprise. The Company's obligation to indemnify and advance Expenses to Indemnitee is secondary to the obligations the Enterprise or its insurers owe to Indemnitee. Indemnitee agrees to take all reasonably necessary and desirable action to obtain from an Enterprise indemnification and advancement of Expenses for any Proceeding related to, or arising from, Indemnitee's Corporate Status with such Enterprise, provided that any Expenses incurred by Indemnitee in connection therewith shall constitute Expenses for purposes of Section 13(e).

(d) In the event of any payment made by the Company under this Agreement, the Company will be subrogated to the extent of such payment to all of the rights of recovery of Indemnitee from any Enterprise or its insurance carrier. Indemnitee will execute all papers required

---

and take all action necessary to secure such rights, including execution of such documents as are necessary to enable the Company to bring suit to enforce such rights.

Section 16. Duration of Agreement. The indemnification and advancement of Expenses rights provided by or granted pursuant to this Agreement (i) are binding upon and be enforceable by the parties hereto and their respective successors and assigns (including any direct or indirect successor by purchase, merger, consolidation or otherwise to all or substantially all of the business or assets of the Company), (ii) continue as to an Indemnitee who has ceased to be a director, officer, employee or Agent of the Company or of any Enterprise, and (iii) inure to the benefit of Indemnitee and Indemnitee's spouse, assigns, heirs, devisees, executors and administrators and other legal representatives.

Section 17. Severability. If any provision or provisions of this Agreement is held to be invalid, illegal or unenforceable for any reason whatsoever: (a) the validity, legality and enforceability of the remaining provisions of this Agreement (including without limitation, each portion of any Section of this Agreement containing any such provision held to be invalid, illegal or unenforceable, that is not itself invalid, illegal or unenforceable) will not in any way be affected or impaired thereby and will remain enforceable to the fullest extent permitted by law; (b) such provision or provisions will be deemed reformed to the extent necessary to conform to applicable law and to give the maximum effect to the intent of the parties hereto; and (c) to the fullest extent possible, the provisions of this Agreement (including, without limitation, each portion of any Section of this Agreement containing any such provision held to be invalid, illegal or unenforceable, that is not itself invalid, illegal or unenforceable) will be construed so as to give effect to the intent manifested thereby.

Section 18. Interpretation. Any ambiguity in the terms of this Agreement will be resolved in favor of Indemnitee and in a manner to provide the maximum indemnification and advancement of Expenses permitted by law. The Company and Indemnitee intend that this Agreement provide to the fullest extent permitted by law for indemnification and advancement of Expenses in excess of that expressly provided, without limitation, by the Certificate of Incorporation, the Bylaws, vote of the Company's stockholders or disinterested directors, or applicable law.

Section 19. Enforcement.

(a) The Company expressly confirms and agrees that it has entered into this Agreement and assumed the obligations imposed on it hereby in order to induce Indemnitee to serve as a director, officer, employee, or Agent of the Company, and the Company acknowledges that Indemnitee is relying upon this Agreement in serving or continuing to serve as director, officer, employee, or Agent of the Company.

(b) This Agreement constitutes the entire agreement between the parties hereto with respect to the subject matter hereof and supersedes all prior agreements and understandings, oral, written and implied, between the parties hereto with respect to the subject matter hereof; provided, however, that this Agreement is a supplement to and in furtherance of the Certificate of Incorporation, the Bylaws, any directors' and officers' insurance maintained by the Company, and

applicable law, is not a substitute therefor, and does not diminish or abrogate any rights of Indemnitee thereunder.

Section 20. Modification and Waiver. No supplement, modification or amendment of this Agreement is binding unless executed in writing by the parties hereto. The observance of any term of this Agreement may be waived by the party entitled to enforce such term only by a writing signed by the party against which such waiver is to be asserted. Unless expressly provided herein, no delay on the part of any party hereto in exercising any right, power, or privilege hereunder shall operate as a waiver thereof. No waiver of any of the provisions of this Agreement will be deemed to constitute a waiver of any other provision of this Agreement nor will any waiver constitute a continuing waiver.

Section 21. Notice by Indemnitee. Indemnitee agrees to promptly notify the Company in writing upon being served with any summons, citation, subpoena, complaint, indictment, information or other document relating to any Proceeding or matter which may be subject to indemnification or advancement of Expenses covered hereunder. The failure of Indemnitee to so notify the Company does not relieve the Company of any obligation which it may have to the Indemnitee under this Agreement or otherwise.

Section 22. Notices. All notices, requests, demands and other communications under this Agreement will be in writing and will be deemed to have been duly given if (a) delivered by hand to the other party, (b) sent by reputable overnight courier to the other party or (c) sent by facsimile transmission or electronic mail, with receipt of oral or written (e-mail being sufficient) confirmation that such communication has been received:

(a) If to Indemnitee, at the address indicated on the signature page of this Agreement, or such other address as Indemnitee provides to the Company.

(b) If to the Company to:

Ingram Micro Holding Corporation  
3351 Michelson Drive, Suite 100  
Irvine, CA 92612  
Attention: Augusto Aragone  
Email: [augusto.aragone@ingrammicro.com](mailto:augusto.aragone@ingrammicro.com)

or to any other address as may have been furnished to Indemnitee by the Company.

Section 23. Contribution. To the fullest extent permissible under applicable law, if the indemnification provided for in this Agreement is unavailable to Indemnitee for any reason whatsoever, the Company, in lieu of indemnifying Indemnitee, will contribute to the amount incurred by Indemnitee, whether for judgments, fines, penalties, excise taxes, amounts paid or to be paid in settlement and/or for Expenses, in connection with any claim relating to an indemnifiable event under this Agreement, in such proportion as is deemed fair and reasonable in light of all of the circumstances of such Proceeding in order to reflect (a) the relative benefits received by the Company and Indemnitee as a result of the event(s) and/or transaction(s) giving

---

cause to such Proceeding; and/or (b) the relative fault of the Company (and its directors, officers, employees and Agents) and Indemnitee in connection with such event(s) and/or transaction(s).

Section 24. Applicable Law and Consent to Jurisdiction. This Agreement and the legal relations among the parties are governed by, and construed and enforced in accordance with, the laws of the State of Delaware, without regard to its conflict of laws rules. The Company and Indemnitee hereby irrevocably and unconditionally (a) agree that any action, claim, or proceeding between the parties arising out of or in connection with this Agreement may be brought only in the Delaware Court and not in any other state or federal court in the United States of America or any court in any other country, (b) consent to submit to the exclusive jurisdiction of the Delaware Court for purposes of any action, claim, or proceeding arising out of or in connection with this Agreement, (c) waive any objection to the laying of venue of any such action, claim, or proceeding in the Delaware Court, and (d) waive, and agree not to plead or to make, any claim that any such action, claim, or proceeding brought in the Delaware Court has been brought in an improper or inconvenient forum.

Section 25. Identical Counterparts. This Agreement may be executed in one or more counterparts, each of which will for all purposes be deemed to be an original but all of which together constitute one and the same Agreement. Counterparts may be delivered via facsimile, electronic mail (including any electronic signature covered by the U.S. federal ESIGN Act of 2000, Uniform Electronic Transactions Act, the Electronic Signatures and Records Act or other applicable law, e.g., www.docuSign.com) or other transmission method and any counterpart so delivered shall be deemed to have been duly and validly delivered and be valid and effective for all purposes. Only one such counterpart signed by the party against whom enforceability is sought needs to be produced to evidence the existence of this Agreement.

Section 26. Headings. The headings of this Agreement are inserted for convenience only and do not constitute part of this Agreement or affect the construction thereof.



---

IN WITNESS WHEREOF, the parties have caused this Agreement to be signed as of the day and year first above written.

COMPANY

INDEMNITEE

By: \_\_\_\_\_  
Name:  
Office:

\_\_\_\_\_  
Name:  
Address: \_\_\_\_\_  
\_\_\_\_\_  
\_\_\_\_\_

## THIRD AMENDED AND RESTATED TRANSITION AGREEMENT

This Third Amended and Restated Transition Agreement (this “*Agreement*”) is made by and between Alain Monie (“*Executive*”) and Ingram Micro Inc., a Delaware corporation (the “*Company*”) (collectively, referred to herein as the “*Parties*” or individually referred herein to as a “*Party*”), effective as of December 30, 2023 (the “*Effective Date*”). Capitalized terms used but not otherwise defined in this Agreement shall have the meanings set forth in Exhibit A.

WHEREAS, Executive and the Company are party to that certain Second Amended and Restated Transition Agreement, effective July 1, 2023 (the “*Prior Agreement*”), that sets forth the terms upon which Executive transitioned into the role of Executive Chairman as of January 1, 2022, and will retire and be eligible to receive specified retirement benefits from the Company; and

WHEREAS, Executive and the Company desire to amend and restate the Prior Agreement in its entirety as set forth herein, including to provide that Executive will retire as of December 31, 2024, or, if earlier, on the day after the grant date of the IPO Equity Grant (such earlier date, the “*Retirement Date*”).

NOW, THEREFORE, the Parties, in recognition of the mutual covenants contained in this Agreement, and for other good and valuable consideration, the receipt and sufficiency of which are hereby acknowledged, agree as follows:

1. **The Transition Period.** During the period of time between the Effective Date and the Retirement Date, the Parties agree and acknowledge that:

(a) Executive will continue to be an employee of the Company, serving in the position of Executive Chairman;

(b) Executive’s employment will remain terminable “at will” by either Executive or the Company upon written notice to the other Party, subject to all of the terms and conditions of this Agreement;

(c) Executive will devote his best efforts to promote the business and interests of the Company and will perform his duties on behalf of the Company remotely from his residence in Coral Gables, Florida, or such other location of his choosing; and

(d) the Company will continue to (i) pay Executive a base salary at the rate of \$200,000 per year in accordance with the Company’s regular payroll practices, but no less frequently than monthly, (ii) provide Executive with eligibility to participate in the same benefit plans and programs as in effect for Executive on the Effective Date, subject to the terms and conditions of such benefit plans and programs as in effect from time to time, provided, however, that Executive will not be eligible to participate in the Participation Plan that has been or will be established by the Company or its affiliate or the CIC Severance Plan, and (iii) reimburse Executive for all reasonable expenses incurred by Executive in the performance of Executive’s duties in accordance with the Company’s policies as in effect from time to time. For the avoidance of doubt, Executive will not be eligible to participate in the Company’s Annual Executive Incentive Award Program, MBO Program or any other cash incentive bonus program of the Company with respect to 2023 or any calendar year thereafter.

2. **The Retirement.** Effective as of the Retirement Date, the Parties agree and acknowledge that (a) Executive’s employment with the Company will terminate and Executive will perform no further duties, functions or services on behalf of the Company or any of its subsidiaries or affiliates and (b)

Executive will automatically, and without any further action from the Parties, resign from all positions with the Company and each its subsidiaries and affiliates, including any position as an officer or director.

### 3. **Retirement Payments and Benefits.**

(a) **Accrued Amounts.** Following the Retirement Date, the Company shall pay Executive the following amounts, less any applicable deductions and withholdings: (i) all accrued but unpaid base salary earned through the Retirement Date, (ii) any earned and vested benefits and payments pursuant to the terms of any Company employee benefit plan and (iii) all unreimbursed business expenses incurred and properly submitted in accordance with applicable Company policy. Amounts in subclauses (i) and (iii) shall be paid on or as soon as reasonably practicable following the Retirement Date and in no event later than 30 days following the Retirement Date, and amounts in subclause (ii) shall be paid in accordance with the terms of the applicable Company employee benefit plan, except as otherwise explicitly provided in this Agreement.

(b) **IPO Equity Grant.** In the event of either (i) an IPO or (ii) a SPAC Transaction, in each case on or prior to the Retirement Date (a "**Qualifying Transaction**"), Executive will be granted a number of fully vested shares of common stock of the Company, its parent entity or the successor of the Company or its parent entity equal to \$2,000,000 divided by (x) in the case of an IPO, the initial public offering price in such IPO or (y) in the case of a SPAC Transaction, the per share price assigned to a SPAC share in the definitive agreement for such SPAC Transaction, in each case, rounded to the nearest whole share (the "**IPO Equity Grant**"); **provided** that (I) Executive does not incur a termination of employment for Cause or due to Executive's resignation without Good Reason, in each case prior to the Retirement Date, and (II) no later than the grant date of the IPO Equity Grant, Executive shall pay in cash to the Company or otherwise make arrangements reasonably satisfactory to the Company for the payment of the employee portion of all federal, state, local and other taxes as the Company or its affiliate may be required to withhold in respect of the IPO Equity Grant pursuant to any law or governmental regulation or ruling; **provided further** that, if the Company does not offer Executive the ability to satisfy such taxes by surrendering to the Company or its affiliate shares subject to the IPO Equity Grant, and if requested by Executive, the Company shall use commercially reasonable efforts to obtain a lock-up waiver with respect to the shares subject to the IPO Equity Grant to facilitate Executive's payment of such taxes by delivering irrevocable instructions to a broker to sell a number of shares subject to the IPO Equity Grant sufficient to pay such taxes. The IPO Equity Grant will be made to Executive, in the case of an IPO, on the first trading day immediately following the IPO or, in the case of a SPAC Transaction, on the first trading day following closing of the SPAC Transaction.

(c) **Withholdings; Deductions.** The Company may withhold and deduct from any benefits and payments made or to be made pursuant to this Agreement (a) all federal, state, local and other taxes as may be required pursuant to any law or governmental regulation or ruling and (b) any deductions consented to in writing by Executive.

### 4. **Miscellaneous.**

(a) **No Oral Modification.** This Agreement may only be amended in a writing signed by Executive and a duly authorized officer of the Company.

(b) **Governing Law.** This Agreement, and any claim, controversy, or dispute arising under or related to this Agreement, or the relationship of the Parties will be governed by and construed in accordance with the laws of the State of California, without giving effect to any choice of law or conflict of law rules or provisions.

(c) Construction. Titles and headings to Sections hereof are for the purpose of reference only and shall in no way limit, define or otherwise affect the provisions hereof. Any and all Exhibits referred to in this Agreement are, by such reference, incorporated herein and made a part hereof for all purposes. All references to “dollars” or “\$” in this Agreement refer to United States dollars. Unless the context requires otherwise, the word “or” is not exclusive. All references to “including” shall be construed as meaning “including without limitation.”

(d) Entire Agreement. This Agreement will be binding upon and inure to the benefit of and be enforceable by the respective successors and assigns of the Parties. This Agreement constitutes the entire agreement by the Parties with respect to the subject matter hereof and supersedes any and all prior agreements or understandings between the Parties with respect to the subject matter hereof, whether written or oral, including the Prior Agreement in its entirety.

(e) Notices. All notices and other communications provided for or permitted hereunder shall be in writing and shall be deemed to have been duly given and received when delivered by overnight courier or hand delivery, when sent by facsimile, or five (5) days after mailing if sent by registered or certified mail (return receipt requested) postage prepaid, to the Parties at the following addresses (or at such other address for any Party as shall be specified by like notices).

If to the Company:

Ingram Micro Inc.  
3351 Michelson Drive, Suite 100  
Irvine, CA 92612-0697  
Attention: EVP, Secretary & General Counsel

If to Executive, at the address listed in the Company’s personnel records.

(f) Section 409A.

(i) The intent of the Parties is that payments and benefits under this Agreement comply with Section 409A (or an exemption thereto) and, accordingly, to the maximum extent permitted, this Agreement shall be interpreted consistent with this intent. The Company makes no representations or warranties as to the tax treatment of any compensation or benefits under this Agreement and the Company will have no liability to Executive or to any other person for the employee portion of any taxes or related costs owed with respect thereto. For the avoidance of doubt, Executive will be ultimately liable for all such taxes and related costs.

(ii) A termination of employment shall not be deemed to have occurred for purposes of any provision of this Agreement providing for the payment of any amounts or benefits that constitute nonqualified deferred compensation upon or following a termination of employment unless such termination is also a “separation from service” within the meaning of Section 409A and, for purposes of any such provision of this Agreement, references to a “termination,” “termination of employment,” or like terms shall mean “separation from service.” Notwithstanding anything to the contrary in this Agreement, if Executive is deemed on the Retirement Date to be a “specified employee” within the meaning of Section 409A, then with regard to any payment or the provision of any benefit that is considered nonqualified deferred compensation under Section 409A payable on account of a “separation from service,” such payment or benefit shall not be made or provided until the date that is the earlier of (A) the expiration of the six-month period measured from the date of such “separation from service” of Executive, and (B) the date of Executive’s death, to the extent required under Section 409A. Upon the expiration of the foregoing delay period, all payments and benefits delayed pursuant to this Section 4(f)(ii) (whether they would have

---

otherwise been payable in a single sum or in installments in the absence of such delay) shall be paid or reimbursed to Executive in a lump sum, and any remaining payments and benefits due under this Agreement shall be paid or provided in accordance with the normal payment dates specified for them herein.

(iii) To the extent that reimbursements or other in-kind benefits under this Agreement constitute “nonqualified deferred compensation” for purposes of Section 409A, (i) all expenses or other reimbursements hereunder shall be made on or prior to the last day of the taxable year following the taxable year in which such expenses were incurred by Executive, (ii) any right to reimbursement or in-kind benefits shall not be subject to liquidation or exchange for another benefit, and (iii) no such reimbursement, expenses eligible for reimbursement, or in-kind benefits provided in any taxable year shall in any way affect the expenses eligible for reimbursement, or in-kind benefits to be provided, in any other taxable year.

(iv) For purposes of Section 409A, Executive’s right to receive any installment payments pursuant to this Agreement shall be treated as a right to receive a series of separate and distinct payments. Whenever a payment under this Agreement specifies a payment period with reference to a number of days, the actual date of payment within the specified period shall be within the sole discretion of the Company.

(v) Notwithstanding any other provision of this Agreement to the contrary, in no event shall any payment under this Agreement that constitutes “nonqualified deferred compensation” for purposes of Section 409A be subject to offset by any other amount unless otherwise permitted by Section 409A.

(g) Counterparts. This Agreement may be executed in one or more counterparts, each of which will be deemed to be an original but all of which together will constitute one and the same instrument.

*[Signature Page Follows]*

---

IN WITNESS WHEREOF, the Parties have executed this Agreement, effective as of the Effective Date.

**COMPANY**  
INGRAM MICRO INC.

By: /s/ Scott D. Sherman  
Scott D. Sherman  
EVP, Human Resources

**EXECUTIVE:**

/s/ Alain Monie  
Alain Monie

*Signature Page – Third Amended and Restated Transition Agreement (Monie)*

---

**EXHIBIT A**

**Certain Defined Terms**

1. “**Board**” means the Board of Directors of Imola Holding Corporation (or its successor).

2. “**Cause**” means (i) the willful and continued failure of Executive to perform substantially Executive’s duties with the Company or any subsidiary or affiliate (other than any such failure resulting from incapacity due to physical or mental illness), after a written demand for substantial performance is delivered to Executive by the Company that specifically identifies the alleged manner in which Executive has not substantially performed Executive’s duties; (ii) the willful engaging by Executive in illegal conduct or misconduct (including fraud, embezzlement, theft or dishonesty or material violation of any Company code of conduct), or gross negligence, in any case that is injurious to the Company or any subsidiary or affiliate; (iii) Executive’s commission of a felony; or (iv) Executive’s material breach of any restrictive covenants with the Company. Executive must be given reasonable opportunity during a 30-day period after notice of Cause is given to be heard by the Board (together with legal counsel) and Executive must be given notice of termination of Cause stating that a majority of the Board has determined in good faith that Cause exists. Any notice of termination for Cause is required to include a copy of a resolution duly adopted by the affirmative vote of not less than three-quarters (3/4) of the entire membership of the Board at a meeting of the Board which was called and held for the purpose of considering such termination (after reasonable notice to Executive and an opportunity for Executive, together with Executive’s counsel, to be heard before the Board) finding that, in the good faith opinion of the Board, Executive was guilty of conduct set forth in the definition of Cause herein, and specifying the particulars thereof in detail.

3. “**CIC Severance Plan**” means the Ingram Micro Inc. Executive Change in Control Severance Plan.

4. “**Code**” means the Internal Revenue Code of 1986, as amended.

5. “**Good Reason**” means the occurrence of any of the following without Executive’s written consent, (a) a material diminution in Executive’s base salary, other than an across-the-board reduction applicable to all participants in the CIC Severance Plan of not more than 10%; (b) a reduction in Executive’s individual annual target bonus opportunity, other than an across-the-board reduction applicable to all participants in the CIC Severance Plan of not more than 10%; (c) a material diminution in Executive’s authority, duties, or responsibilities as in effect as of the Effective Date, or a material adverse change in Executive’s reporting relationship as in effect as of the Effective Date (e.g. not reporting directly to the Board); (d) any requirement of the Company that Executive be based anywhere more than fifty (50) miles from Executive’s primary office location and in a new office location that is a greater distance from Executive’s principal residence; or (e) the failure of any successor to expressly assume and agree to perform the Company’s obligations under this Agreement. Notwithstanding the foregoing, a termination for Good Reason shall not have occurred unless Executive gives written notice to the Company of Executive’s intention to terminate employment within ninety (90) days after the occurrence of the event constituting Good Reason, specifying in reasonable detail the circumstances constituting Good Reason, and the Company has failed within thirty (30) days after receipt of such notice to cure the circumstances constituting Good Reason and Executive terminates employment within six (6) months of the end of such thirty (30) day period. For the avoidance of doubt, none of the circumstances, events and matters contemplated by this Agreement constitute Good Reason.

6. “**IPO**” means an initial public offering of common stock by the Company or its successor.

---

7. "**Section 409A**" means Section 409A and the rules and regulations promulgated thereunder.

8. "**SPAC**" means a publicly traded special purpose acquisition company.

9. "**SPAC Transaction**" means the consummation of a transaction with a SPAC following which the equity securities of the Company or its successor or parent entity are listed on one or more national or international securities exchanges.



**INGRAM MICRO HOLDING CORPORATION  
EXECUTIVE CHANGE IN CONTROL SEVERANCE PLAN**

**WHEREAS**, this Ingram Micro Holding Corporation Executive Change in Control Severance Plan (the "Plan") was originally adopted by Ingram Micro Inc. as the Ingram Micro Inc. Executive Change in Control Severance Plan to reinforce and encourage the continued attention and dedication of members of the Company's (as defined below) management to their assigned duties without distraction in the face of potentially disturbing circumstances arising from the possibility of a Change in Control (as defined below) by providing benefits as set forth in this Plan; and

**WHEREAS**, the Board of Directors (the "Board") of Ingram Micro Holding Corporation determined it was in the best interest of the Company and its stockholders for Ingram Micro Holding Corporation to assume the Plan and amend and restate the plan in its present form to reflect Ingram Micro Holding Corporation becoming Ingram Micro Inc.'s ultimate indirect parent company.

**NOW, THEREFORE**, the Plan is hereby assumed by Ingram Micro Holding Corporation and amended and restated in its present form as hereinafter stated, effective on February 20, 2024 (the "Restatement Date"), to reflect the assumption of the sponsorship of the Plan by Ingram Micro Holding Corporation on the Restatement Date, the terms of the Plan as amended and restated herein shall apply to all benefits earned or payable under the Plan following the Restatement Date for the benefit of eligible employees of the Company or its Affiliates and Subsidiaries, on the terms and conditions hereinafter stated and, for the avoidance of doubt, the Plan in its prior form shall no longer have any force or effect.

Section 1. DEFINITIONS. As hereinafter used:

1.1. "Accounting Firm" shall have the meaning set forth in Section 9.3 hereof.

1.2. "Accrued Rights" means (i) any base salary earned by the Participant through, but not paid to the Participant as of, the Date of Termination, (ii) any annual cash bonus earned by the Participant for a prior fiscal year but not paid to the Participant as of the Date of Termination and (iii) any vested employee benefits to which the Participant is entitled as of the Date of Termination under the employee benefit plans of the Company, a Subsidiary or Affiliate.

1.3. "Affiliate" shall have the meaning set forth in Rule 12b-2 promulgated under Section 12 of the Exchange Act.

1.4. "Base Salary" shall mean the Participant's annual base salary as in effect immediately prior to the Date of Termination or, if higher, in effect immediately prior to the first occurrence of an event or circumstance constituting Good Reason.

1.5. "Base Severance Payment" shall mean the sum of Base Salary and Target Annual Bonus.

1.6. "Beneficial Owner" shall have the meaning set forth in Rule 13d-3 under the Exchange Act.

1.7. "Board" shall have the meaning set forth in the recitals hereto.

1.8. "Cash Payment" shall have the meaning set forth in Section 2.1(iii) hereof.

1.9. "Cause" shall have the meaning set forth in the Participant's employment or other agreement with the Company, any Subsidiary or any Affiliate, if any, provided that if the Participant is not a party to any such employment or other agreement or such employment or other agreement does not contain a definition of "cause," then Cause shall mean (i) the willful and continued failure of the Participant to perform substantially the Participant's duties with the Company or any Subsidiary or Affiliate (other than any such failure resulting from incapacity due to physical or mental illness), after a written demand for substantial performance is delivered to the Participant by the employing Company, Subsidiary or Affiliate that specifically identifies the alleged manner in which the Participant has not substantially performed the Participant's duties; (ii) the willful engaging by the Participant in illegal conduct or misconduct (including fraud, embezzlement, theft or dishonesty or material violation of any Company code of conduct), or gross negligence, in any case that is injurious to the Company or any Subsidiary or Affiliate; (iii) the Participant's commission of a felony; or (iv) the Participant's material breach of any restrictive covenants with the Company, a Subsidiary or Affiliate of the Company. In the case of a Tier 1 Participant, the Participant must be given reasonable opportunity during a 30-day period after notice of Cause is given to be heard by the Board (together with legal counsel) and the Participant must be given notice of termination of Cause stating that a majority of the Board has determined in good faith that Cause exists. Any Notice of Termination for Cause is required to include a copy of a resolution duly adopted by the affirmative vote of not less than three-quarters (3/4) of the entire membership of the Board at a meeting of the Board which was called and held for the purpose of considering such termination (after reasonable notice to the Participant and an opportunity for the Participant, together with the Participant's counsel, to be heard before the Board) finding that, in the good faith opinion of the Board, the Participant was guilty of conduct set forth in the definition of Cause herein, and specifying the particulars thereof in detail.

1.10. "Change in Control" shall mean the first of the following events to occur:

(a) During any twenty-four (24) month period, individuals who, as of the beginning of such period, constitute the Board (the "Incumbent Directors") cease for any reason to constitute at least a majority of the Board, provided that any person becoming a director subsequent to the beginning of such period whose election or nomination for election was approved by a vote of at least a majority of the Incumbent Directors then on the Board (either by a specific vote or by approval of the proxy statement of the Company in which such person is named as a nominee for director, without written objection to such nomination) shall be an Incumbent Director; provided, however, that no individual initially elected or nominated as a director of the Company as a result of an actual or threatened election contest with respect to directors or as a result of any other actual or threatened solicitation of proxies by or on behalf of any person other than the Board shall be deemed to be an Incumbent Director;

(b) Any “person” (as such term is defined in the Exchange Act and as used in Sections 13(d)(3) and 14(d)(2) of the Exchange Act) is or becomes a “beneficial owner” (as defined in Rule 13d-3 under the Exchange Act), directly or indirectly, of securities of the Company representing 35% or more of the combined voting power of the Company’s then outstanding securities eligible to vote for the election of the Board (the “Company Voting Securities”); provided, however, that the event described in this paragraph (b) shall not be deemed to be a Change in Control by virtue of any of the following acquisitions: (i) by the Company or any Subsidiary, (ii) by any employee benefit plan (or related trust) sponsored or maintained by the Company or any Subsidiary, (iii) by any underwriter temporarily holding securities pursuant to an offering of such securities, or (iv) pursuant to a Non-Qualifying Transaction, as defined in paragraph (c);

(c) The consummation of a merger, consolidation, statutory share exchange or similar form of corporate transaction involving the Company or any of its Subsidiaries that requires the approval of the Company’s stockholders, whether for such transaction or the issuance of securities in the transaction (a “Business Combination”), unless immediately following such Business Combination: (i) more than 50% of the total voting power of (A) the corporation resulting from such Business Combination (the “Surviving Corporation”), or (B) if applicable, the ultimate parent corporation that directly or indirectly has beneficial ownership of 100% of the voting securities eligible to elect directors of the Surviving Corporation (the “Parent Corporation”), is represented by Company Voting Securities that were outstanding immediately prior to such Business Combination (or, if applicable, is represented by shares into which such Company Voting Securities were converted pursuant to such Business Combination), and such voting power among the holders thereof is in substantially the same proportion as the voting power of such Company Voting Securities among the holders thereof immediately prior to the Business Combination, (ii) no person (other than any employee benefit plan (or related trust) sponsored or maintained by the Surviving Corporation or the Parent Corporation), is or becomes the beneficial owner, directly or indirectly, of 35% or more of the total voting power of the outstanding voting securities eligible to elect directors of the Parent Corporation (or, if there is no Parent Corporation, the Surviving Corporation) and (iii) at least a majority of the members of the board of directors of the Parent Corporation (or, if there is no Parent Corporation, the Surviving Corporation) following the consummation of the Business Combination were Incumbent Directors at the time of the Board’s approval of the execution of the initial agreement providing for such Business Combination (any Business Combination which satisfies all of the criteria specified in (i), (ii) and (iii) above shall be deemed to be a “Non-Qualifying Transaction”); or

(d) The stockholders of the Company approve a plan of complete liquidation or dissolution of the Company or the consummation of a sale of all or substantially all of the Company’s assets.

Notwithstanding the foregoing, a Change in Control shall not be deemed to occur solely because any person acquires beneficial ownership of more than 35% of the Company Voting Securities as a result of the acquisition of Company Voting Securities by the Company which reduces the number of Company Voting Securities outstanding; provided, that if after such acquisition by the Company such person becomes the beneficial owner of additional Company Voting Securities that increases the percentage of outstanding Company Voting Securities beneficially owned by such person, a Change in Control of the Company shall then occur.

Further notwithstanding the foregoing, if a Change in Control constitutes a payment event with respect to any benefit payable under this Plan which provides for the deferral of compensation that is subject to Section 409A of the Code, to the extent required to avoid the imposition of additional taxes under Section 409A of the Code, the transaction or event described in this Section 1.10, with respect to such benefit shall only constitute a Change in Control for purposes of the payment timing of such benefit if such transaction also constitutes a "change in control event," as defined in Treasury Regulation §1.409A-3(i)(5).

1.11. "Change in Control Period" shall mean the period commencing six (6) months prior to and ending twenty four (24) months following the date a Change in Control is consummated.

1.12. "Code" shall mean the Internal Revenue Code of 1986, as amended from time to time.

1.13. "Committee" shall mean the Compensation Committee of the Board, or in the absence thereof, shall mean the Board.

1.14. "Company" shall mean Ingram Micro Holding Corporation and, except in determining under Section 1.10 hereof whether or not a Change in Control has occurred, shall include its Subsidiaries and any successor to its business and/or assets which assumes this Plan by operation of law, or otherwise.

1.15. "Date of Termination" shall have the meaning set forth in Section 3.2 hereof.

1.16. "Employer" shall mean, with respect to each Participant, the applicable Subsidiary or Affiliate of the Company by which such Participant is principally employed.

1.17. "Exchange Act" shall mean the Securities Exchange Act of 1934, as amended from time to time.

1.18. "Excise Tax" shall mean any excise tax imposed under Section 4999 of the Code.

1.19. "Good Reason" means (i) a material diminution in the Participant's base salary, other than an across-the-board reduction applicable to all Participants of not more than 10%; (ii) a reduction in the Participant's individual annual target bonus opportunity, other than an across-the-board reduction applicable to all Participants of not more than 10%;

(iii) a material diminution in the Participant's authority, duties, or responsibilities, or a material adverse change in the Participant's reporting relationship (e.g. for each Participant who reports directly to the Company's Chief Executive Officer, not reporting directly to the Company's Chief Executive Officer); (iv) any requirement of the Company, a Subsidiary, or Affiliate of the Company that the Participant be based anywhere more than fifty (50) miles from the Participant's primary office location and in a new office location that is a greater distance from the Participant's principal residence; or (v) the failure of any successor to expressly assume and agree to perform this Plan in accordance with Section 5.1 hereof. Notwithstanding the foregoing, a termination for Good Reason shall not have occurred unless the Participant gives written notice to the Company of the Participant's intention to terminate employment within ninety (90) days after the occurrence of the event constituting Good Reason, specifying in reasonable detail the circumstances constituting Good Reason, and the Company has failed within thirty (30) days after receipt of such notice to cure the circumstances constituting Good Reason and the Participant terminates employment within six (6) months of the end of such thirty (30) day period.

1.20. "Notice of Termination" shall have the meaning set forth in Section 3.1 hereof.

1.21. "Other Severance" shall have the meaning set forth in Section 2.3 hereof.

1.22. "Participant" shall mean (i) each Tier 1 Participant and (ii) each Tier 2 Participant.

1.23. "Person" shall have the meaning given in Section 3(a)(9) of the Exchange Act, as modified and used in Sections 13(d) and 14(d) thereof, except that such term shall not include (i) the Company or any of its Subsidiaries, (ii) a trustee or other fiduciary holding securities under an employee benefit plan of the Company or any of its Affiliates, (iii) an underwriter temporarily holding securities pursuant to an offering of such securities, or (iv) a corporation owned, directly or indirectly, by the stockholders of the Company in substantially the same proportions as their ownership of stock of the Company.

1.24. "Qualifying Termination" shall mean if a Participant's employment terminates during the Change in Control Period (i) by the Company, a Subsidiary or Affiliate other than for Cause or (ii) by the Participant with Good Reason; provided, however, that in order for such a termination of employment to constitute a Qualifying Termination during the six (6) month period prior to the consummation of a Change in Control, such termination (x) was at the request of a third party who had taken steps reasonably calculated or intended to effect a Change in Control or (y) otherwise arose in connection with or in anticipation of a Change in Control.

1.25. "Release" shall have the meaning set forth in Section 2.1 hereof.

1.26. "Subsidiary" means any corporation in an unbroken chain of corporations beginning with the Company if, each of the corporations (other than the last corporation in the unbroken chain) owns stock possessing 50% or more of the total combined voting power of all classes of stock in one of the other corporations in the chain.

1.27. "Target Annual Bonus" shall mean the Participant's target annual cash bonus pursuant to any annual bonus or incentive plan maintained by the Company, or a Subsidiary or Affiliate of the Company, in respect of the fiscal year in which occurs the Date of Termination or, if higher, immediately prior to the fiscal year in which occurs the first event or circumstance constituting Good Reason; provided, that if the Participant is not eligible to receive a specified target annual cash bonus following the Change in Control, then Target Annual Bonus shall mean such target annual cash bonus in effect as of immediately prior to the date of the Change in Control. For the avoidance of doubt, the Target Annual Bonus shall be calculated using the Base Salary as in effect immediately prior to the Date of Termination or, if higher, in effect immediately prior to the first occurrence of an event or circumstance constituting Good Reason.

1.28. "Tax Counsel" shall have the meaning set forth in Section 9.3 hereof.

1.29. "Term" shall mean the period commencing on the date hereof and ending on the first anniversary of the date hereof; provided, that commencing on the first anniversary of the date hereof and on each anniversary thereafter, the Term shall be automatically extended for an additional one-year period unless the Board determines to terminate the Plan in accordance with Section 8 hereof; and provided, further, that if a Change in Control shall have occurred during the Term, the Term shall expire no earlier than twenty-four (24) months beyond the month in which such Change in Control occurred.

1.30. "Tier 1 Participant" means (i) each individual listed on Exhibit A hereto under the heading "Tier 1 Participant" and (ii) each individual who is designated by the Committee after the date hereof as a Tier 1 Participant.

1.31. "Tier 2 Participant" means (i) each individual listed on Exhibit A hereto under the heading "Tier 2 Participant" and (ii) each individual who is designated by the Committee after the date hereof as a Tier 2 Participant.

1.32. "Total Payments" shall have the meaning set forth in Section 9.1 hereof.

## Section 2. SEVERANCE ELIGIBILITY AND PAYMENTS

2.1. Benefits Upon Qualifying Termination. If a Participant incurs a Qualifying Termination during the Change in Control Period, then the Participant shall be entitled to receive (a) the Accrued Rights, and (b) provided that the Participant executes a general release of claims in a form acceptable to the Committee (the "Release") and all applicable revocation periods relating to the Release expire within fifty-five (55) days following the Date of Termination:

(i) A lump sum cash payment from Participant's Employer equal to the product of the Base Severance Payment and (A) two-and-one-half (2.5) for each Tier 1 Participant and (B) two (2.0) for each Tier 2 Participant;

(ii) A lump sum cash payment from Participant's Employer equal to the product of (A) the Target Annual Bonus and (B) a fraction, the numerator of which is the number of days elapsed in the fiscal year in which occurs the Date of Termination, through and including the Date of Termination, and the denominator of which is the aggregate number of days in such fiscal year;

(iii) A lump sum payment from Participant's Employer of an amount equal to one hundred percent (100%) of the premiums required for twelve (12) months of continuation of the Participant's (and his or her eligible dependents') health, dental, and vision coverage (as provided under the continuation health coverage rules of COBRA) (the sum of the amounts payable in subsections (i), (ii) and (iii), the "Cash Payment");

(iv) Outplacement services suitable to the Participant's position (but in no event will the aggregate cost of such services exceed \$50,000) until the earlier of (A) the end of the calendar year following the calendar year in which occurs the Date of Termination and (B) the Participant's acceptance of an offer of full-time employment from a subsequent employer; and

(v) Any equity-based awards (other than performance-based awards as described below) granted to the Participant under equity plans maintained by the Company before, on or after the Participant first becomes eligible to participate in this Plan shall become immediately vested (any restricted stock or restricted stock units shall become immediately payable and any stock options shall become immediately exercisable), and the Participant shall have a period of two (2) years following the Date of Termination (but in no event past the expiration of the term of the option grant) to exercise any such stock options; provided, that to the extent any such amount relates to a restricted stock unit that is nonqualified deferred compensation subject to Section 409A of the Code and to the extent required to avoid accelerated taxation and/or tax penalties under Section 409A of the Code, the corresponding amounts shall be paid, without interest, at the earliest time permitted under the terms of the applicable agreement, plan or arrangement relating to the restricted stock unit without incurring such accelerated taxation and/or tax penalties under Section 409A of the Code. Any performance-based equity-awards granted to the Participant under equity plans maintained by the Company before, on or after the Participant first becomes eligible to participate in this Plan shall become immediately vested; provided, however, that the number of shares that vest or become earned shall be equal to the target number of shares unless otherwise provided for in the Participant's equity award agreements. Payment shall be in the form as provided for in the applicable equity plans. If at the Date of Termination of a Participant under this Plan no Change in Control shall have occurred within the previous twenty-four (24) months, any equity-based awards to the Participant under any plan of the Company shall not expire, terminate, or be forfeited or cancelled, solely by reason of the termination of the Participant's employment with the Employer, until six (6) months have passed from the Participant's Date of Termination without a Change in Control occurring, any provisions to the contrary in the Participant's relevant equity award grants notwithstanding.

2.2. Timing of Payments and Benefits. The Cash Payment shall be made to the Participant within sixty (60) days following the Date of Termination, but in no event later than five (5) days following the date on which the Release becomes irrevocable; provided, that if the 60-day period begins in one taxable year and ends in a second taxable year, the payment shall be made in the second taxable year. Any equity acceleration shall occur upon the Date of Termination; provided, however, that if the Date of Termination occurs in the six (6) month period prior to a Change in Control, then any equity acceleration that results from such Qualifying Termination shall be subject to the consummation of the Change in Control and will not occur unless and until the time such Change in Control transaction is consummated.

2.3. Other Severance Payments. The Cash Payment shall be in lieu of any severance benefit otherwise payable to the Participant provided that if the Company, a Subsidiary or an Affiliate of the Company is obligated by law or contract to pay a Participant other severance pay, a termination indemnity, notice pay, or the like, or if the Company, a Subsidiary or an Affiliate of the Company is obligated by law to provide advance notice of separation ("Other Severance"), then the amount of the Cash Payment otherwise payable to such Participant shall be reduced by the amount of any such Other Severance actually paid to the Participant (but not below zero), and in the event that the amount of such Other Severance exceeds the full amount of the Cash Payment, the Cash Payment shall be reduced to zero (0) and the Participant shall be eligible to receive the full amount of the Other Severance. In no event shall the provisions of this Plan result in the duplication of payments or benefits payable or provided to a Participant.

2.4. Coordination of Benefits. Notwithstanding anything set forth herein to the contrary, to the extent that any severance payable under a plan or agreement covering a Participant as of the date such Participant becomes eligible to participate in the Plan constitutes deferred compensation under Section 409A of the Code, then to the extent required to avoid accelerated taxation and/or tax penalties under Section 409A of the Code, the portion of the Cash Payment equal to such other amount shall instead be paid in the form provided for in such other plan or agreement. Further, to the extent, if any, that provisions of the Plan affect the time or form of payment of any amount which constitutes deferred compensation under Section 409A of the Code, then to the extent required to avoid accelerated taxation and/or tax penalties under Section 409A of the Code, if the Change in Control does not constitute a change in control event under Section 409A of the Code, the time and form (but not the amount) of payment shall be the time and form that would have been applicable in absence of a Change in Control.

### Section 3. TERMINATION PROCEDURES AND COMPENSATION DURING DISPUTE

3.1. Notice of Termination. During the Change in Control Period, any purported termination of the Participant's employment (other than by reason of death) shall be communicated by written Notice of Termination from one party hereto to the other party hereto in accordance with Section 6 hereof. For purposes of this Plan, a "Notice of Termination" shall mean a notice which shall (i) indicate the specific termination provision



in this Plan relied upon and (ii) set forth in reasonable detail the facts and circumstances claimed to provide a basis for termination of the Participant's employment under the provision so indicated.

3.2. Date of Termination. "Date of Termination" with respect to any purported Qualifying Termination shall mean the date specified in the Notice of Termination (which, in the case of a termination by the Company, a Subsidiary or an Affiliate of the Company, shall not be less than thirty (30) days (except in the case of a termination for Cause) and, in the case of a termination by the Participant, shall not be less than fifteen (15) days nor more than sixty (60) days, respectively, from the date such Notice of Termination is given).

3.3. Reimbursement of Expenses. The Company, a Subsidiary or an Affiliate of the Company shall reimburse a Participant for all expenses (including reasonable attorney's fees) incurred by the Participant in enforcing this Plan or any provision hereof or as a result of the Company contesting the validity or enforceability of this Plan or any provision hereof, regardless of the outcome thereof; provided, that the Company shall not be obligated to pay any such fees and expenses arising out of any action brought by a Participant if the finder of fact in such action determines that the Participant's position in such action was frivolous or maintained in bad faith. Such costs shall be paid to such Participant promptly upon presentation of expense statements or other supporting information evidencing the incurrence of such expenses; provided that no reimbursement shall be provided following the end of the third taxable year following the year in which the Participant's termination of employment occurred.

Section 4. NO MITIGATION. The Company agrees that, if the Participant's employment with the Company, a Subsidiary or an Affiliate of the Company terminates during the Term, the Participant is not required to seek other employment or to attempt in any way to reduce any amounts payable to the Participant by the Company, a Subsidiary or an Affiliate of the Company pursuant to Section 2 hereof. Further, the amount of any payment provided for in this Plan shall not be reduced by any compensation earned by the Participant as the result of employment by another employer, by retirement benefits, by offset against any amount claimed to be owed by the Participant to the Company, or otherwise.

Section 5. SUCCESSORS; BINDING AGREEMENT.

5.1. Successors. In addition to any obligations imposed by law upon any successor to the Company, the Company will require any successor (whether direct or indirect, by purchase, merger, consolidation or otherwise) to all or substantially all of the business and/or assets of the Company to expressly assume and agree to perform this Plan in the same manner and to the same extent that the Company would be required to perform it if no such succession had taken place.

5.2. Enforcement by Participant's Successors. The Company's obligations under this Plan shall inure to the benefit of and be enforceable by the Participant's personal or legal representatives, executors, administrators, successors, heirs, distributees, devisees and

legatees. If the Participant shall die while any amount would still be payable to the Participant hereunder (other than amounts which, by their terms, terminate upon the death of the Participant) if the Participant had continued to live, all such amounts, unless otherwise provided herein, shall be paid in accordance with the terms of this Plan to the executors, personal representatives or administrators of the Participant's estate.

Section 6. NOTICES. Notices and all other communications provided for hereunder shall be in writing and shall be deemed to have been duly given when delivered or mailed by United States registered mail, return receipt requested, postage prepaid, addressed, if to the Participant, to the most recent address shown in the personnel records of the Company and, if to the Company, to the address set forth below, or to such other address as either party may have furnished to the other in writing in accordance herewith, except that notice of change of address shall be effective only upon actual receipt:

To the Company:

Ingram Micro Holding Corporation  
3351 Michelson Drive, Suite 100  
Irvine, CA 92612-0697  
Attention: EVP, Secretary & General Counsel

Section 7. SETTLEMENT OF DISPUTES; ARBITRATION. In the event of a claim by a Participant as to the amount or timing of any payment, such Participant shall present the reason for his claim in writing to the Committee. The Committee shall, within sixty (60) days after receipt of such written claim, send a written notification to the Participant as to its disposition. In the event the claim is wholly or partially denied, such written notification shall (i) state the specific reason or reasons for the denial, (ii) make specific reference to pertinent Plan provisions on which the denial is based, (iii) provide a description of any additional material or information necessary for the Participant to perfect the claim and an explanation of why such material or information is necessary, and (iv) set forth the procedure by which the Participant may appeal the denial of his claim. In the event a Participant wishes to appeal the denial of his claim, he may request a review of such denial by making application in writing to the Committee within sixty (60) days after receipt of such denial. Such Participant (or his duly authorized legal representative) may, upon written request to the Committee, review any documents pertinent to his claim, and submit in writing issues and comments in support of his position. Within sixty (60) days after receipt of a written appeal (unless special circumstances, such as the need to hold a hearing, require an extension of time, but in no event more than one hundred twenty (120) days after such receipt), the Committee shall notify the Participant of the final decision. The final decision shall be in writing and shall include specific reasons for the decision, written in a manner calculated to be understood by the claimant, and specific references to the pertinent Plan provisions on which the decision is based.

Section 8. PLAN MODIFICATION OR TERMINATION. The Plan may be amended by the Committee at any time; provided, that any amendment made in respect of any Participant that is adverse to the Participant's rights under the Plan shall be effective as to

that Participant upon 12 months' notice or the Participant's consent, whichever is first occurring. The Committee may terminate the Plan at any time that it shall have no Participants. Notwithstanding the foregoing, the Plan may not be terminated in whole or in part, or otherwise amended or modified in any respect, for two (2) years following a Change in Control.

Section 9. SECTION 280G.

9.1. Treatment of Payments. Notwithstanding the provisions of this Plan, in the event that any payment or benefit received or to be received by the Participant in connection with a Change in Control or the termination of the Participant's employment or service (whether pursuant to the terms of this Plan or any other plan, arrangement or agreement with the Company, any Subsidiary, any Affiliate, any Person whose actions result in a Change in Control or any Person affiliated with the Company or such Person) (all such payments and benefits, "Total Payments") would be subject (in whole or part), to the Excise Tax, then, after taking into account any reduction in the Total Payments provided by reason of Section 280G of the Code in such other plan, arrangement or agreement, the payment or benefit to be received by the Participant upon a Change in Control shall be reduced to the extent necessary so that no portion of the Total Payments is subject to the Excise Tax but only if the net amount of such Total Payments, as so reduced (and after subtracting the net amount of federal, state and local income taxes on such reduced Total Payments) is greater than or equal to the net amount of such Total Payments without such reduction (but after subtracting the net amount of federal, state and local income taxes on such Total Payments and the amount of Excise Tax to which the Participant would be subject in respect of such unreduced Total Payments).

9.2. Ordering of Reduction. In the case of a reduction in the Total Payments pursuant to Section 9.1, the Total Payments will be reduced in the following order: (i) payments that are payable in cash that are valued at full value under Treasury Regulation Section 1.280G-1, Q&A 24(a) will be reduced (if necessary, to zero), with amounts that are payable last reduced first; (ii) payments and benefits due in respect of any equity valued at full value under Treasury Regulation Section 1.280G-1, Q&A 24(a), with the highest values reduced first (as such values are determined under Treasury Regulation Section 1.280G-1, Q&A 24) will next be reduced; (iii) payments that are payable in cash that are valued at less than full value under Treasury Regulation Section 1.280G-1, Q&A 24, with amounts that are payable last reduced first, will next be reduced; (iv) payments and benefits due in respect of any equity valued at less than full value under Treasury Regulation Section 1.280G-1, Q&A 24, with the highest values reduced first (as such values are determined under Treasury Regulation Section 1.280G-1, Q&A 24) will next be reduced; and (v) all other non-cash benefits not otherwise described in clauses (ii) or (iv) will be next reduced pro-rata.

9.3. Certain Determinations. For purposes of determining whether and the extent to which the Total Payments will be subject to the Excise Tax: (i) no portion of the Total Payments the receipt or enjoyment of which the Participant shall have waived at such time and in such manner as not to constitute a "payment" within the meaning of Section 280G(b) of the Code will be taken into account; (ii) no portion of the Total Payments will be taken

into account which, in the opinion of tax counsel ("Tax Counsel") reasonably acceptable to the Participant and selected by a nationally recognized accounting firm designated by the Company immediately prior to the Change in Control (the "Accounting Firm"), does not constitute a "parachute payment" within the meaning of Section 280G(b)(2) of the Code (including by reason of Section 280G(b)(4)(A) of the Code) and, in calculating the Excise Tax, no portion of such Total Payments will be taken into account which, in the opinion of Tax Counsel, constitutes reasonable compensation for services actually rendered, within the meaning of Section 280G(b)(4)(B) of the Code, in excess of the "base amount" (as set forth in Section 280G(b)(3) of the Code) that is allocable to such reasonable compensation; and (iii) the value of any non-cash benefit or any deferred payment or benefit included in the Total Payments will be determined by the Accounting Firm in accordance with the principles of Sections 280G(d)(3) and (4) of the Code.

9.4. Written Statement. If any of the Total Payments are subject to reduction pursuant to Section 9.1, the Company will provide the Participant with a written statement setting forth the manner in which such reduction was calculated and the basis for such calculations, including any opinions or other advice the Company received from Tax Counsel, the Accounting Firm, or other advisors or consultants (and any such opinions or advice which are in writing will be attached to the statement). If the Participant objects to the Company's calculations, the Company will pay to the Participant such portion of the Total Payments (up to 100% thereof) as the Participant determines is necessary to result in the proper application of this Section 9. All determinations required by this Section 9 (or requested by either the Participant or the Company in connection with this Section 9) will be at the expense of the Company.

9.5. Additional Payments. If the Participant receives reduced payments and benefits by reason of this Section 9 and it is established pursuant to a determination of a court of competent jurisdiction which is not subject to review or as to which the time to appeal has expired, or pursuant to an Internal Revenue Service proceeding, that the Participant could have received a greater amount without resulting in any Excise Tax, then the Company shall thereafter pay the Participant the aggregate additional amount which could have been paid without resulting in any Excise Tax as soon as reasonably practicable.

#### Section 10. GENERAL PROVISIONS.

10.1. Administration. The Plan shall be interpreted, administered and operated by the Committee, which shall have complete authority, in its sole discretion subject to the express provisions of the Plan, to interpret the Plan, to prescribe, amend and rescind rules and regulations relating to it and to make all other determinations necessary or advisable for the administration of the Plan. All questions of any character whatsoever arising in connection with the interpretation of the Plan or its administration or operation shall be submitted to and settled and determined by the Committee in accordance with the procedure for claims and appeals described in Section 7 hereof. Any such settlement and determination shall be final and conclusive, and shall bind and may be relied upon by the Company, each of the Participants and all other parties in interest. The Committee may delegate any of its duties hereunder to such person or persons from time to time as it may designate. For the avoidance of doubt, the Board shall have the authority to take all actions under the Plan that the Committee is permitted to take.

10.2. Assignment. Except as otherwise provided herein or by law, no right or interest of any Participant under the Plan shall be assignable or transferable, in whole or in part, either directly or by operation of law or otherwise, including without limitation, by execution, levy, garnishment, attachment, pledge or in any manner; no attempted assignment or transfer thereof shall be effective; and no right or interest of any Participant under the Plan shall be subject to, any obligation or liability of such Participant. When a payment is due under the Plan to a Participant who is unable to care for his affairs, payment may be made directly to his legal guardian or personal representative.

10.3. Governing Law; Interpretation. The validity, interpretation, construction and performance of this Plan shall be governed by the laws of the State of Delaware. All references to sections of the Exchange Act or the Code shall be deemed also to refer to any successor provisions to such sections.

10.4. Withholding. Any payments provided for hereunder shall be paid net of any applicable withholding required under federal, state or local law.

10.5. Survival. The obligations of the Company and the Participant under this Plan which by their nature may require either partial or total performance after the expiration of the Term (including, without limitation, those under Sections 2 and 3 hereof) shall survive such expiration.

10.6. No Right to Continued Employment. Neither the establishment of the Plan, nor any modification thereof, nor the creation of any fund, trust or account, nor the payment of any benefits shall be construed as giving any Participant, or any person whomsoever, the right to be retained in the service of the Company, a Subsidiary or Affiliate of the Company, and all Participants shall remain subject to discharge to the same extent as if the Plan had never been adopted.

10.7. Headings: Gender. The headings and captions herein are provided for reference and convenience only, shall not be considered part of the Plan, and shall not be employed in the construction of the Plan. References in the Plan to any gender include references to all genders, and references to the singular include references to the plural and vice versa.

10.8. Benefits Unfunded. The Plan shall not be funded. No Participant shall have any right to, or interest in, any assets of the Company, a Subsidiary or an Affiliate of the Company which may be applied by the Company to the payment of benefits or other rights under this Plan.

10.9. Enforceability. The invalidity or unenforceability of any provision of this Plan shall not affect the validity or enforceability of any other provision of this Plan, which shall remain in full force and effect.

---

10.10. Section 409A. The intent of the parties is that payments and benefits under this Plan be exempt from, or comply with, Section 409A of the Code, and accordingly, to the maximum extent permitted, this Plan shall be interpreted and administered to be in accordance therewith. Notwithstanding anything contained herein to the contrary, the Participant shall not be considered to have terminated employment with their Employer for purposes of any payments under this Plan which are subject to Section 409A of the Code until the Participant would be considered to have incurred a "separation from service" from their Employer within the meaning of Section 409A of the Code. Each amount to be paid or benefit to be provided under this Plan shall be construed as a separate identified payment for purposes of Section 409A of the Code, and any payments described in this Plan that are due within the "short term deferral period" as defined in Section 409A of the Code shall not be treated as deferred compensation unless applicable law requires otherwise. Without limiting the foregoing and notwithstanding anything contained herein to the contrary, to the extent required in order to avoid accelerated taxation and/or tax penalties under Section 409A of the Code, amounts that would otherwise be payable and benefits that would otherwise be provided pursuant to this Plan during the six-month period immediately following a Participant's separation from service shall instead be paid on the first business day after the date that is six months following the Participant's separation from service (or, if earlier, death). To the extent required to avoid accelerated taxation and/or tax penalties under Section 409A of the Code, amounts reimbursable to the Participant under this Plan shall be paid to the Participant on or before the last day of the year following the year in which the expense was incurred and the amount of expenses eligible for reimbursement (and in-kind benefits provided) during any one year may not effect amounts reimbursable or provided in any subsequent year. The Company makes no representation that any or all of the payments described in this Plan will be exempt from or comply with Section 409A of the Code and makes no undertaking to preclude Section 409A of the Code from applying to any such payment. The Participant shall be solely responsible for the payment of any taxes and penalties incurred under Section 409A of the Code.

---

**EXHIBIT A**

**Participants**

1. Tier 1 Participants: Chief Executive Officer
2. Tier 2 Participants: All Executive Vice Presidents and all Senior Vice Presidents of the Company and each of its Subsidiaries who are members of the Executive Leadership Team, in each case who are specifically designated by the Committee as Participants in the Plan.

## Subsidiaries of Ingram Micro Holding Corporation

As of December 30, 2023

<u>Name</u>	<u>Jurisdiction</u>
Imola Intermediate Holding Corporation	Delaware
Imola Intermediate Holding II Corporation	Delaware
Imola Intermediate Holding III Corporation	Delaware
Imola Acquisition Corporation	Delaware
Ingram Micro Inc.	Delaware
IM CLS US LLC	Delaware
Brightpoint, Inc.	Indiana
Ingram Micro Transportation Management Services LLC	Indiana
Wireless Fulfillment Services Holdings, Inc.	Delaware
Wireless Fulfillment Services LLC	California
Brightpoint North America LLC	Indiana
Actify LLC	Indiana
Brightpoint Latin America LLC	Indiana
Brightpoint de Mexico S.A. de C.V.	Mexico
Brightpoint Solutions de Mexico S.A. de C.V.	Mexico
Brightpoint North America Services LLC	Indiana
Touchstone Wireless Repair and Logistics, LP	Pennsylvania
Touchstone Wireless Latin America LLC	Puerto Rico
Brightpoint International Ltd.	Delaware
BPGH LLC	Indiana
Brightpoint Global Holdings II, Inc.	Indiana
Brightpoint Global Holdings C.V.	the Netherlands
Keenondots B.V.	the Netherlands
Brightpoint Distribution LLC	Indiana
Ingram Micro Philippines BPO LLC	Delaware
Ingram Micro Delaware Inc.	Delaware
Ingram Micro L.P.	Tennessee
Ingram Micro Texas L.P.	Texas
Ingram Micro Singapore Inc.	California
Ingram Micro Texas LLC	Delaware
Ingram Export Company Ltd.	Barbados
Ingram Micro (Thailand) Ltd	Thailand
Export Services Inc.	California
Ingram Micro SB Inc.	California
Ingram Micro Logistics Inc.	Cayman Islands
CIM Ventures Inc.	Cayman Islands
Ingram Micro Americas Inc.	California
Ingram Micro Mexico LLC	Indiana
Ingram Micro Mexico, S.A. de C.V.	Mexico
Ingram HoldCo SRL de C.V.	Mexico
Ingram Micro Asia Pacific Pte. Ltd	Singapore
Ingram Micro Lanka (Private) Limited	Sri Lanka
Ingram Micro Management Company	California
Ingram Micro Global Holdings C.V.	the Netherlands
Ingram Micro Holdings (Australia) Pty Ltd	Australia
Ingram Micro Pty Ltd	Australia
Ingram Micro Australia Pty Ltd	Australia
Brightpoint Australia Pty Ltd	Australia
Ingram Micro MBS Pty Limited	Australia
Ingram Micro A/S	Denmark
Ingram Micro Inc.	Ontario, Canada
Ingram Micro Mobility Canada BRC Inc.	Ontario, Canada
Ingram Micro Holdco Inc.	Ontario, Canada
Ingram Micro LP	Ontario, Canada
Ingram Micro Logistics LP	Ontario, Canada
Provision Solutions, Inc. d/b/a The Phoenix Group Canada	Ontario, Canada
SoftCom Group Inc.	Ontario, Canada



<u>Name</u>	<u>Jurisdiction</u>
SoftCom Inc.	Ontario, Canada
Ingram Micro Latin America & Caribbean LLC	Delaware
Ingram Micro Chile S.A.	Chile
Ingram Micro SAS	Colombia
Colsof S.A.S.	Colombia
Ingram Micro Costa Rica Ltda.	Costa Rica
TD Chile S.A., en liquidación	Chile
Ingram Micro S.A.C.	Peru
Ingram Micro New Zealand Holdings	New Zealand
Ingram Micro (N.Z.) Limited	New Zealand
Ingram Micro C.V.	the Netherlands
Ingram Micro Global Operations C.V.	the Netherlands
Ingram Micro Management Company SCS	Luxembourg
Ingram Micro Worldwide Holdings Sarl	Luxembourg
Ingram Micro SRL	Italy
Ingram Micro Direct Srl	Italy
Ingram Micro Global Services B.V.	the Netherlands
Ingram Micro Asia Marketplace Pte. Ltd.	Singapore
Techpac Holdings Limited	Bermuda
Tech Pacific Asia Limited	British Virgin Islands
Ingram Micro Technology Solutions LLC	Qatar
Ingram Micro Europe B.V.	the Netherlands
Ingram Micro GBS EOOD	Bulgaria
Ingram Micro Belux BV	Belgium
Ingram Micro SLU	Spain
Ingram Micro GmbH	Austria
Ingram Micro BV	the Netherlands
De Ictivity Groep B.V.	the Netherlands
4 IP B.V.	the Netherlands
Ingram Micro Holdings Ltd	UK
Ingram Micro (UK) Ltd	UK
Commscare Group Limited	UK
Platform Consultancy Services Limited	UK
ANOV Expansion SAS	France
Ingram Micro Services SAS	France
ANOV IMMO SAS	France
SCI d'Artagnan	France
Ingram Micro Services SA	Belgium
Ingram Micro Services Holding Ltd.	UK
Ingram Micro Services Ltd.	UK
Ingram Micro Services Sp z.o.o.	Poland
ANOVO do Brasil Serviços de Reparo Ltda.	Brazil
ANOVO Tek S.A.	Brazil
Ingram Micro Magyarorszag Kft	Hungary
Brightpoint Costa Rica Limitada	Costa Rica
Ingram Micro OY	Finland
Brightpoint India Private Limited	India
Ingram Micro International Trading Limited	Hong Kong
Ingram Micro AS	Norway
Ingram Micro Philippines, Inc.	Philippines
Brightpoint Singapore Pte. Ltd.	Singapore
Ingram Micro (Proprietary) Limited	South Africa
Ingram Micro Portugal, Unipessoal, Lda.	Portugal
Persequor Limited	British Virgin Islands
Ingram Micro Constellation B.V.	the Netherlands
Ingram Micro SAS	France
Ingram Micro AB	Sweden
Ingram Micro GmbH	Switzerland
Ingram Micro Holding GmbH	Germany
gEtail GmbH	Germany
Ingram Micro Pan Europe GmbH	Germany

<u>Name</u>	<u>Jurisdiction</u>
Ingram Micro Distribution GmbH	Germany
Ingram Micro Israel Ltd	Israel
Bright Creative Communications BV	the Netherlands
Macrotron GmbH	Germany
more services GmbH	Germany
Ingram Micro Services GmbH	Germany
CloudBlue K.K.	Japan
Ingram Micro Asia Pte. Ltd.	Singapore
Brightpoint International (Malaysia) Sdn. Bhd.	Malaysia
Platinum Waves Wireless Sdn. Bhd.	Malaysia
PT Ingram Micro Indonesia	Indonesia
Ingram Micro Malaysia Sdn. Bhd.	Malaysia
Ingram Micro Hong Kong (Holding) Ltd	Hong Kong
Ingram Micro (China) Ltd	Hong Kong
Ingram Micro (China) Holding & Commercial Co. Ltd.	China
Ingram Micro Supply Chain Management (Shanghai) Co., Ltd.	China
Ingram Micro Trading (Shanghai) Co. Ltd.	China
Shanghai Ingram Micro Logistics Co., Ltd.	China
Shanghai Ingram Micro IT Services Co., Ltd.	China
Shanghai Ingram Micro Cloud Computing Solution Co., Ltd.	China
Ingram Micro (Shanghai) Commercial Factoring Co., Ltd.	China
Mobile Support Services Pte. Ltd.	Singapore
PT Mobile Support Services Indonesia	Indonesia
Aptec Holdings Limited	Dubai Intl Financial Centre
Ingram Micro Technology Trading LLC	United Arab Emirates
Aptec Systems Solutions LLC	Oman
Aptec Distribution FZ LLC	Dubai Development Authority
Aptec Holding Egypt LLC	Egypt
Aptec Egypt LLC	Egypt
Ingram Micro Levant SAL	Lebanon
Network Information Technology FZ LLC	Dubai Development Authority
Aptec Saudi Arabia LLC	Saudi Arabia
Ingram Micro Bilisim Sistemleri Anonim Siketi	Turkey
Ingram Micro Bilgisayar Ve Ticaret Limited Sirketi	Turkey
Ingram Micro Pakistan (Pvt) Limited	Pakistan
Ingram Micro North Africa SARL	Morocco
Supernet Distribution DMCC	DMCC Free Zone
Ingram Micro India SSC Private Limited	India
Ingram Micro sp. z.o.o.	Poland
Ingram Micro doo Beograd	Serbia
Ingram Micro Ljubljana, d.o.o.	Slovenia
Ingram Micro Czech Republic s.r.o.	Czech Republic
Ingram Micro d.o.o.	Croatia
Ingram Micro Distribution S.R.L.	Romania
Ingram Micro Macedonia DOOEL Skopje	Macedonia
Ingram Micro India Private Limited	India
Ingram Micro (India) Exports Pte Ltd	Singapore
Ingram Micro Latin America	Cayman Islands
Ingram Micro Argentina, S.A.	Argentina
Ingram Micro Brasil Ltda.	Brazil
Ingram Micro Tecnologia E Informatica Ltda	Brazil
BR Link Comercio de Produtos e Servicos de Informatica Ltda.	Brazil
Ingram Micro Uruguay Technology S.A.	Uruguay
Ingram Micro Caribbean	Cayman Islands
Ingram Micro Levant S.A.L. (Offshore)	Lebanon
Ingram Micro Luxembourg Sarl	Luxembourg
Promark Technology, Inc.	Maryland
Ingram Micro Services LLC	Delaware
Renugo LLC	Indiana
SofiCom America, Inc.	Delaware
Ensim Corporation	Delaware

---

<u>Name</u>	<u>Jurisdiction</u>
Ensim India Private Limited	India
Rutledge Company Inc. d/b/a The Phoenix Group	Missouri
CloudBlue LLC	California
HarmonyPSA Holding Limited	UK
Harmony Business Systems Limited	UK
Ingram Micro European Services, S.L.U.	Spain
Cloud Logic LLC	Ohio
Ingram Micro Public Sector LLC	Indiana

**CONSENT TO BE NAMED AS A DIRECTOR NOMINEE**

In connection with the filing by Ingram Micro Holding Corporation (the "Company") of the Registration Statement on Form S-1 with the Securities and Exchange Commission under the Securities Act of 1933, as amended (the "Securities Act"), I hereby consent, pursuant to Rule 438 of the Securities Act, to being named in the Registration Statement, and in any and all amendments (including post-effective amendments) and supplements thereto, as a nominee to the Board of Directors of the Company. I also consent to the filing of this consent as an exhibit to such Registration Statement and any amendments and supplements thereto.

Dated: February 14, 2024

/s/ Eric Worley  
Eric Worley